

UNITED STATES SECURITIES AND EXCHANGE COMMISSION  
WASHINGTON, D.C. 20549

Form 10-K

ANNUAL REPORT PURSUANT TO SECTION 13 OR 15(d) OF THE SECURITIES EXCHANGE ACT OF 1934

For the fiscal year ended December 31, 2024

OR

TRANSITION REPORT PURSUANT TO SECTION 13 OR 15(d) OF THE SECURITIES EXCHANGE ACT OF 1934

For the transition period from to

Commission file number 001-35961



**Liberty Global Ltd.**

(Exact name of Registrant as specified in its charter)

Bermuda

(State or other jurisdiction of  
incorporation or organization)

98-1750381

(I.R.S. Employer  
Identification No.)

Clarendon House, 2 Church Street, Hamilton HM 11, Bermuda

(Address of Principal Executive Office)

Registrant's telephone number, including area code: +1.303.220.6600

Securities registered pursuant to Section 12(b) of the Act:

Title of each class	Trading Symbol(s)	Name of each exchange on which registered
Class A common shares	LBTYA	Nasdaq Global Select Market
Class B common shares	LBTYB	Nasdaq Global Select Market
Class C common shares	LBTYK	Nasdaq Global Select Market

Securities registered pursuant to Section 12(g) of the Act: none

Indicate by check mark if the Registrant is a well-known seasoned issuer, as defined in Rule 405 of the Securities Act. Yes  No

Indicate by check mark if the Registrant is not required to file reports pursuant to Section 13 or Section 15(d) of the Act. Yes  No

Indicate by check mark whether the Registrant (1) has filed all reports required to be filed by Section 13 or 15(d) of the Securities Exchange Act of 1934 during the preceding 12 months and (2) has been subject to such filing requirements for the past 90 days. Yes  No

Indicate by check mark whether the Registrant has submitted electronically every Interactive Data File required to be submitted pursuant to Rule 405 of Regulation S-T during the preceding 12 months. Yes  No

Indicate by check mark whether the Registrant is a large accelerated filer, an accelerated filer, a non-accelerated filer, a smaller reporting company or emerging growth company. See definitions of "large accelerated filer," "accelerated filer," "smaller reporting company" and "emerging growth company" in Rule 12b-2 of the Exchange Act. Check one:

Large Accelerated Filer  Accelerated Filer  Non-Accelerated Filer  Smaller Reporting Company  Emerging Growth Company

If an emerging growth company, indicate by check mark if the Registrant has elected not to use the extended transition period for complying with any new or revised financial accounting standards provided pursuant to Section 13(a) of the Exchange Act

Indicate by check mark whether the registrant has filed a report on and attestation to its management's assessment of the effectiveness of its internal control over financial reporting under Section 404(b) of the Sarbanes-Oxley Act (15 U.S.C. 7262(b)) by the registered public accounting firm that prepared or issued its audit report.

If securities are registered pursuant to Section 12(b) of the Act, indicate by check mark whether the financial statements of the registrant included in the filing reflect the correction of an error to previously issued financial statements

Indicate by check mark whether any of those error corrections are restatements that required a recovery analysis of incentive-based compensation received by any of the registrant's executive officers during the relevant recovery period pursuant to §240.10D-1(b)

Indicate by check mark whether the Registrant is a shell company (as defined in Rule 12b-2 of the Exchange Act). Yes  No

State the aggregate market value of the voting and non-voting common equity held by non-affiliates, computed by reference to the price at which the common equity was last sold, or the average bid and ask price of such common equity, as of the last business day of the Registrant's most recently completed second fiscal quarter: \$5.7 billion.

The number of outstanding common shares of Liberty Global Ltd. as of January 31, 2025 was: 173,057,058 shares of class A common shares, 12,968,658 shares of class B common shares and 162,728,947 shares of class C common shares.

**DOCUMENTS INCORPORATED BY REFERENCE**

Portions of the definitive proxy statement for the Registrant's 2025 Annual General Meeting of Shareholders are incorporated by reference in Part III of this Form 10-K.

**LIBERTY GLOBAL LTD.**  
**2024 ANNUAL REPORT ON FORM 10-K**  
**TABLE OF CONTENTS**

	<u>Page Number</u>
<b>PART I</b>	
Item 1. Business	<a href="#">I-1</a>
Item 1A. Risk Factors	<a href="#">I-28</a>
Item 1B. Unresolved Staff Comments	<a href="#">I-42</a>
Item 1C. Cybersecurity	<a href="#">I-42</a>
Item 2. Properties	<a href="#">I-43</a>
Item 3. Legal Proceedings	<a href="#">I-43</a>
Item 4. Mine Safety Disclosures	<a href="#">I-43</a>
<b>PART II</b>	
Item 5. Market for Registrant’s Common Equity, Related Shareholder Matters and Issuer Purchases of Equity Securities	<a href="#">II-1</a>
Item 7. Management’s Discussion and Analysis of Financial Condition and Results of Operations	<a href="#">II-4</a>
Item 7A. Quantitative and Qualitative Disclosures About Market Risk	<a href="#">II-32</a>
Item 8. Financial Statements and Supplementary Data	<a href="#">II-37</a>
Item 9. Changes in and Disagreements with Accountants on Accounting and Financial Disclosure	<a href="#">II-37</a>
Item 9A. Controls and Procedures	<a href="#">II-37</a>
Item 9B. Other Information	<a href="#">II-37</a>
Item 9C. Disclosure Regarding Foreign Jurisdictions that Prevent Inspections	<a href="#">II-37</a>
<b>PART III</b>	
Item 10. Directors, Executive Officers and Corporate Governance	<a href="#">III-1</a>
Item 11. Executive Compensation	<a href="#">III-1</a>
Item 12. Security Ownership of Certain Beneficial Owners and Management and Related Shareholder Matters	<a href="#">III-1</a>
Item 13. Certain Relationships and Related Transactions, and Director Independence	<a href="#">III-1</a>
Item 14. Principal Accountant Fees and Services	<a href="#">III-1</a>
<b>PART IV</b>	
Item 15. Exhibits, Financial Statement Schedules	<a href="#">IV-1</a>
Item 16. Form 10-K Summary	<a href="#">IV-4</a>

---

## PART I

### Item 1. BUSINESS

#### Who We Are






We are Liberty Global Ltd. (formerly Liberty Global plc) (**Liberty Global**), a dynamic team of operators and investors generating and delivering shareholder value through the strategic management of three platforms — Liberty Telecom, Liberty Growth and Liberty Services.

Through Liberty Telecom, we have built fixed mobile convergence (**FMC**) national champions that deliver market-leading connectivity and entertainment products through next-generation networks, providing approximately 80 million connections (at December 31, 2024) through some of Europe’s best-known consumer brands. We are pursuing strategies in each market to drive commercial momentum, finance and monetize network infrastructure, and pursue accretive transactions to deliver value to our shareholders.

Liberty Growth invests, grows and rotates capital into scalable businesses across the technology, media/content, sports and infrastructure industries that we believe create unique opportunities to generate shareholder value. As of December 31, 2024, Liberty Growth holds investments valued at \$3.1 billion in approximately 70 companies and funds, including stakes in ITV plc (**ITV**), Televisa Univision, Inc. (**Televisa Univision**), Plume Design, Inc. (**Plume**), EdgeConneX, Inc. (**EdgeConneX**) and AE Group Sàrl (**AtlasEdge**), as well as our controlling interest in Formula E Holdings Ltd. (**Formula E**).

Liberty Services offers innovative technology and finance service platforms that capitalize on our scale, best practices and expertise. Liberty Services currently generates most of its revenue from certain of our affiliates and related parties, however, it is focused on growing its unique scaled-based services to third parties.

#### Primary Business Operations:

<u>Brand</u>	<u>Entity</u>	<u>Location</u>	<u>Ownership<sup>(1)</sup></u>
	Telenor	Belgium	100.0%
	Virgin Media	Ireland	100.0%
	UPC Slovakia	Slovakia	100.0%
	Virgin Media O2	United Kingdom	50.0%
	VodafoneZigo	Netherlands	50.0%

(1) As of December 31, 2024.

## General Development of Business

As a result of a series of mergers that were completed on June 7, 2013, Liberty Global plc became the publicly-held parent company of the successors by merger of Liberty Global, Inc. (the predecessor to Liberty Global plc) and Virgin Media Inc. (**Virgin Media**). On November 23, 2023, Liberty Global plc completed a statutory scheme of arrangement, pursuant to which a new Bermudan company, Liberty Global Ltd., became the sole shareholder of Liberty Global plc and the parent entity of the entire group of Liberty Global companies (the **Redomiciliation**). The Redomiciliation resulted in the Liberty Global group parent company changing its jurisdiction of incorporation from England and Wales to Bermuda. In this Annual Report on Form 10-K, the terms “we”, “our”, “our company” and “us” may refer, as the context requires, to Liberty Global (or its predecessors) or collectively to Liberty Global (or its predecessors) and its subsidiaries and any of its joint ventures. Unless otherwise indicated, convenience translations into United States (**U.S.**) dollars are calculated as of December 31, 2024, and operational data, including subscriber statistics and ownership percentages, are as of December 31, 2024.

### *Acquisitions and Dispositions*

We have completed a number of strategic acquisitions, dispositions and joint ventures over the last several years. We made or entered into these acquisitions, dispositions and joint ventures in order to execute on our strategy to concentrate on markets where we can focus on creating national champion FMC businesses in core markets and unlock significant synergies.

Acquisitions. Our significant acquisitions include:

- On October 2, 2024 (the **Formula E Acquisition Date**), we gained control of Formula E through the acquisition of the Formula E shares held by Warner Bros. Discovery, Inc. (**Warner Bros. Discovery**) and certain other minority shareholders, which increased our ownership interest in Formula E from 38.2% to 65.6% (the **Formula E Acquisition**). We also acquired a shareholder loan from Warner Bros. Discovery to Formula E upon closing of the transaction. Upon closing of the Formula E Acquisition, we began consolidating 100% of Formula E’s results.
- On October 13, 2023, we completed the acquisition of all of the shares of Telenet Group Holding N.V. (**Telenet**) that we did not already hold through an all cash public tender offer (the **Telenet Takeover Bid**). All shares not acquired through the tender offer process were acquired through a statutory simplified “squeeze-out” procedure under applicable Belgian law. Telenet is now a wholly-owned, indirect subsidiary of Liberty Global.

Joint Ventures. Our significant joint venture transactions include:

- On July 1, 2023, pursuant to an agreement dated July 19, 2022, Telenet and Fluvius System Operator CV (**Fluvius**) created an independent infrastructure company (**Wyre**) within their combined geographic footprint in the Flanders region of Belgium and in parts of Brussels (the **Telenet Wyre Transaction**). The companies each contributed certain cable infrastructure assets with Telenet and Fluvius owning 66.8% and 33.2% of Wyre, respectively. Telenet and Liberty Global began consolidating Wyre’s results upon the closing of the transaction.
- On December 15, 2022, we contributed cash to a newly-formed joint venture in the United Kingdom (**U.K.**) (the **nexfibre JV**) that is anticipated to roll-out a new fiber network to 5-7 million new homes in the U.K. that are outside the existing footprint of the VMO2 JV (as defined below). We beneficially own approximately 25% of the nexfibre JV, Telefónica (as defined below) beneficially owns 25% and InfraVia Capital Partners (**InfraVia**) beneficially owns the remaining 50%. We account for our interest in the nexfibre JV as an equity method investment.

Dispositions. Our significant dispositions include:

- On November 8, 2024, we completed the spin-off of our former wholly-owned subsidiary, Sunrise Communications AG (**Sunrise**), following a series of transactions that resulted in the transfer to Sunrise of our Swiss telecommunications operations (the **Spin-off**). In connection with the Spin-off, we agreed to provide certain transitional services to Sunrise for a period of up to five years. These services principally comprise information technology, back-office, compliance and specialty services functions.
- On June 1, 2022, Telenet completed the sale of substantially all of its passive infrastructure and tower assets to DigitalBridge Investments LLC (**DigitalBridge**) (the **Telenet Tower Sale**). As part of the Telenet Tower Sale, Telenet entered into a master lease agreement to lease back the passive infrastructure and tower assets from DigitalBridge for an initial period of 15 years (the **Telenet Tower Lease Agreement**). As part of the Telenet Tower Lease Agreement,

Telenet has also committed to lease back 475 build-to-suit sites over the term of the lease. Telenet will act as an agent over the construction of future towers on the build-to-suit sites.

- On April 1, 2022, we completed the sale of our operations in Poland (**UPC Poland**) to a subsidiary of Iliad S.A. (**iliad**). In connection with the sale of UPC Poland, we agreed to provide certain transitional services to Iliad for a period of up to five years. These services principally comprise network and information technology-related functions.

#### Other Transactions

- On November 23, 2023, we completed the Redomiciliation, as described above in this section. Our shares continue to trade on the Nasdaq Global Select Market under the same ticker symbols as they did prior to the Redomiciliation (LBTYA, LBTYB and LBTYK).
- On August 15, 2023, we announced a new strategic collaboration with Infosys to help scale Liberty Global's digital entertainment and connectivity platforms. The agreement has an initial five-year term, with an option to extend to eight years. Under this partnership, Liberty Global will license certain of its intellectual property to Infosys, who will then market our entertainment and connectivity platforms to customers outside of Liberty Global's family of companies. As part of this arrangement, Liberty Global will continue to control the product roadmaps and retain the intellectual property for such platforms.

#### Equity Transactions

Share repurchases are an important part of our strategy in creating value for our shareholders. Under our 2024 share repurchase program, we were authorized to repurchase up to 10% of our outstanding shares (measured at the start of the year) during 2024. This target was fully achieved on December 30, 2024. Our board of directors has approved a new share repurchase program for 2025 pursuant to which we are authorized to repurchase up to 10% of our outstanding shares as of December 31, 2024. The following table provides a summary of our share repurchases during 2024.

<u>Title of shares</u>	<u>Number of shares</u>	<u>Average price paid per share<sup>(1)</sup></u>	<u>Aggregate purchase price<sup>(1)</sup></u> <u>in millions</u>
Class A common shares	—	\$ —	\$ —
Class C common shares	38,260,604	\$ 17.73	678.5
Total			<u>\$ 678.5</u>

<sup>(1)</sup> Amounts include direct acquisition costs.

For a further description of our share repurchases, see note 14 to our consolidated financial statements included in Part II of this Annual Report on Form 10-K.

#### Forward Looking Statements

Certain statements in this Annual Report on Form 10-K constitute forward-looking statements within the meaning of the Private Securities Litigation Reform Act of 1995. To the extent that statements in this Annual Report are not recitations of historical fact, such statements constitute forward-looking statements, which, by definition, involve risks and uncertainties that could cause actual results to differ materially from those expressed or implied by such statements. In particular, statements under Item 1. *Business*, Item 1A. *Risk Factors*, Item 2. *Properties*, Item 7. *Management's Discussion and Analysis of Financial Condition and Results of Operations* and Item 7A. *Quantitative and Qualitative Disclosures About Market Risk* may contain forward-looking statements, including statements regarding our business, product, foreign currency, hedging and finance strategies, our property and equipment additions, subscriber growth and retention rates, competitive, regulatory and economic factors, the timing and impacts of proposed transactions, the maturity of our markets, the potential impact of large-scale health crises on our company, the anticipated impacts of new legislation (or changes to existing rules and regulations), anticipated changes in our revenue, costs or growth rates, our liquidity, credit risks, foreign currency risks, interest rate risks, target leverage levels, debt covenants, our future projected contractual commitments and cash flows, our share repurchase programs and other information and statements that are not historical fact. Where, in any forward-looking statement, we express an

expectation or belief as to future results or events, such expectation or belief is expressed in good faith and believed to have a reasonable basis, but there can be no assurance that the expectation or belief will result or be achieved or accomplished. In evaluating these statements, you should consider the risks and uncertainties discussed under Item 1A. *Risk Factors* and Item 7A. *Quantitative and Qualitative Disclosures About Market Risk*, as well as the following list of some, but not all, of the factors that could cause actual results or events (including with respect to our affiliates) to differ materially from anticipated results or events:

- economic and business conditions and industry trends in the countries in which we or our affiliates operate;
- the competitive environment in the industries and in the countries in which we or our affiliates operate, including competitor responses to our products and services;
- our ability to manage rapid technological changes, including our ability to adequately manage our legacy technologies and the rate at which our current technology becomes obsolete;
- the impact of our future financial performance, or market conditions generally, on the availability, terms and deployment of capital;
- our ability to adequately forecast and plan future network requirements;
- changes in laws, monetary policies and government regulations that may impact the availability or cost of capital and the derivative instruments that hedge certain of our financial risks;
- changes in consumer video, mobile and broadband usage, preferences and habits;
- consumer acceptance of our existing service offerings, including our broadband internet, video, fixed-line telephony, mobile and business service offerings, and of new technology, programming alternatives and other products and services that we may offer in the future;
- the availability of attractive programming for our video services and the costs associated with such programming, including, but not limited to, production costs, retransmission and copyright fees;
- the activities of device manufacturers and our operating companies' ability to secure adequate and timely supply of handsets that experience high demand;
- uncertainties inherent in the development, and integration, of new business lines and business strategies;
- our ability to increase revenue from business services offered to our affiliates and other third parties;
- the availability, cost and regulation of spectrum used in our business;
- the ability of suppliers and vendors (including our third-party wireless network provider, Three (Hutchison), under our mobile virtual network operator (**MVNO**) arrangement at VM Ireland (as defined below)) to timely deliver quality products, equipment, software, services and access;
- the leakage of sensitive customer or company data or the failure to comply with applicable data protection laws, regulations and rules;
- our ability to anticipate, protect against, mitigate and contain the loss of our and our customers' data as a result of cyber attacks on us or any of our affiliates;
- a failure in our network and information systems, whether caused by a natural failure or a security breach, and unauthorized access to our networks;
- fluctuations in currency exchange rates and interest rates;
- instability in global financial markets, including sovereign debt issues, currency instability and related fiscal or monetary reforms;
- changes in, or failure or inability to comply with, government regulations and legislation in the countries in which we or our affiliates operate and any adverse outcomes from regulatory proceedings;
- changes in laws or treaties relating to taxation, or the interpretation thereof, in Bermuda, the U.K., the U.S. or in other countries in which we or our affiliates operate;
- the effect of perceived health risks associated with electromagnetic radiation from base stations and associated equipment;
- our ability to navigate the potential impacts on our business resulting from the U.K.'s departure from the European Union (**E.U.**);

- our ability to successfully acquire new businesses or form joint ventures and, if acquired or joined, to integrate, realize anticipated efficiencies from, and implement our business plans with respect to, the businesses we have acquired or joined or that we expect to acquire or join;
- successfully integrating businesses or operations that we acquire or partner with on the timelines, or within the budgets, estimated for such integrations;
- our ability to realize the expected synergies from our acquisitions and joint ventures in the amounts anticipated or on the anticipated timelines;
- our ability to obtain regulatory approval and shareholder approval and satisfy other conditions necessary to close acquisitions, dispositions, combinations or joint ventures and the impact of conditions imposed by competition and other regulatory authorities in connection with any of our acquisitions, combinations or joint ventures;
- problems we may discover post-closing with the operations, including the internal controls and financial reporting processes, of businesses we acquire or with whom we create joint ventures;
- operating costs, customer loss and business disruption, including maintaining relationships with employees, customers, suppliers or vendors, may be greater than expected in connection with our acquisitions, dispositions or joint ventures;
- changes in the nature of key strategic relationships with partners and joint venturers;
- our ability to profit from investments, such as our joint ventures, that we do not solely control;
- our potential exposure to additional tax liabilities;
- the effect on our businesses of strikes or collective action by certain of our employees that are represented by trade unions or work councils;
- our capital structure and factors related to our debt arrangements;
- our ability to maintain or increase rates to our subscribers or to pass through increased costs to our subscribers, including with respect to our significant property and equipment additions, as a result of, among other things, inflationary and cost of living pressures;
- the availability and cost of capital for the acquisition, maintenance and/or development of telecommunications networks, products and services;
- consumer disposable income and spending levels, including the availability and amount of individual consumer debt, as a result of, among other things, inflationary or cost of living pressures;
- our ability to freely access the cash of our operating companies;
- the risk of default by counterparties to our cash investments, derivative and other financial instruments and undrawn debt facilities;
- the loss of key employees and the lack of qualified personnel;
- our ability to provide satisfactory customer service, including support for new and evolving products and services;
- government intervention that requires opening our broadband distribution networks to competitors, such as certain regulatory obligations imposed in Belgium;
- our ability to maintain and further develop our direct and indirect distribution channels;
- the outcome of any pending or threatened litigation; and
- events that are outside of our control, such as political unrest in international markets, terrorist attacks, armed conflicts, malicious human acts, natural disasters, epidemics, pandemics and other similar events, including the ongoing invasion of Ukraine by Russia and the continuing conflicts in the Middle East.

The broadband distribution and mobile service industries are changing rapidly and, therefore, the forward-looking statements of expectations, plans and intents in this Annual Report are subject to a significant degree of risk. These forward-looking statements and the above-described risks, uncertainties and other factors speak only as of the date of this Annual Report, and we expressly disclaim any obligation or undertaking to disseminate any updates or revisions to any forward-looking statement contained herein, to reflect any change in our expectations with regard thereto, or any other change in events, conditions or circumstances on which any such statement is based. Readers are cautioned not to place undue reliance on any forward-looking statement.

## Description of Business

We are one of the world's leading converged broadband, mobile, video and communications companies, with a commitment to providing our customers "best in class" connectivity and entertainment services. These services are delivered to our residential and business customers over our fiber-rich fixed and, increasingly, 5G SA mobile networks and include internet, video, telephony and mobile services. We design these services to enable our customers to access the digital world on their own terms, with top quality connectivity and ease of use at the core of our strategy. Our extensive broadband networks enable us to deliver ultra-high-speed internet service across our markets, be it through fiber, Hybrid Fiber Coaxial (**HFC**) or mobile technology, and we strive to extend our reach and reinforce our speed leadership. Across our footprint we offer converged fixed and mobile experiences in and out of the home, and it is our ambition to further enhance this proposition through strategic acquisitions and partnerships and through product developments to offer our customers a world-class suite of products and services. As part of this strategy, Telenet, our 50:50 joint venture with Telefonica, S.A. in the U.K. (the **VMO2 JV**) and our 50:50 joint venture with Vodafone Group plc (**Vodafone**) (the **VodafoneZiggo JV**) deliver mobile services as mobile network operators (**MNOs**), Virgin Media Ireland (**VM Ireland**) delivers mobile services as an MVNO through Three (Hutchison)'s network, and UPC Slovakia delivers mobile services as a reseller of subscriber identification module (**SIM**) cards provided by SWAN, a.s.

We provide residential and business telecommunication services in Belgium through Telenet, Ireland through VM Ireland and Slovakia through UPC Slovakia, and we are a leading fixed network provider in each of these countries. We also own 50% of both the VMO2 JV and the VodafoneZiggo JV, each of which is a fixed network leader in their respective countries.

A breakdown of our revenue by major category for our consolidated reportable segments appears in note 19 to our consolidated financial statements included in Part II of this Annual Report on Form 10-K.

As a provider of telecommunications services, we strive to ensure that the connections we make today embody our commitment to being an inclusive, sustainable and responsible company. Our **People Planet Progress** strategy ensures that we focus on the matters that make an impact today and also shape the opportunities of the future.

Our **People** priority focuses on diversity, representation and Belonging—making sure that everyone can be their full selves at work in an inclusive environment with equitable opportunities. We are committed to preparing for tomorrow's workforce by supporting STEM and digital skills education, which foster future technology talent and support broader societal needs. This is also underpinned by our Inclusive Connectivity initiatives, which offer affordable, accessible digital services and devices for those in need. Our community impact work is rooted in our focus on volunteering and our partnerships to create a positive impact in communities where we live and work.

Our **Planet** priority focuses on reducing our environmental footprint by bringing down our Scope 1, 2, and 3 greenhouse gas emissions in line with science-based targets. We are ensuring the procurement of energy from renewable sources, transitioning our fleet to electric vehicles, as well as enhancing the efficiency of our networks. We are also working with our suppliers, the largest contributor to our carbon footprint, to bring down their emissions. Our products are designed for circularity, allowing for more sustainable materials and ensuring easier pathways to refurbishment and disposal at the end of their useful life. Our Planet priority also brings together innovation opportunities with Smart Energy initiatives—making our networks, products and operations more efficient and sustainable through the use of artificial intelligence and other transformative technologies.

Our **Progress** priority emphasizes our commitment to transparency throughout our own operation and that of our value chain. This is supported by our robust governance structures and ethical practices. We are managing our climate-based risks to better equip our business for the future. We rely on widely recognized benchmarks and frameworks to drive our progress and provide transparency to our stakeholders. We highly value our partnerships and affiliations, such as the United Nations Global Compact and the Joint Alliance for CSR, which enable us to drive progress in our operations and the wider industry.

## Operating Data

The following table presents certain operating data as of December 31, 2024 with respect to the networks of our subsidiaries and significant joint ventures. The following tables reflect 100% of the reported data applicable to each of our subsidiaries and significant joint ventures regardless of our ownership percentage.

	Homes Passed <sup>(1)</sup>	Fixed-Line Customer Relationships <sup>(2)</sup>	Internet Subscribers <sup>(3)</sup>	Video Subscribers <sup>(4)</sup>	Telephony Subscribers <sup>(5)</sup>	Total RGUs <sup>(6)</sup>	Mobile Subscribers <sup>(7)</sup>
<b>Consolidated Liberty Global:</b>							
Telenet	4,160,500	1,967,200	1,718,800	1,588,600	848,400	4,155,800	2,870,100
VM Ireland	1,002,700	393,300	363,200	210,900	156,100	730,200	136,700
UPC Slovakia	644,900	170,400	141,000	149,700	85,000	375,700	—
Total	5,808,100	2,530,900	2,223,000	1,949,200	1,089,500	5,261,700	3,006,800
VMO2 JV	16,244,100	5,836,100	5,738,900			12,228,800	35,652,500
VodafoneZiggo JV <sup>(8)</sup>	7,580,200	3,415,900	3,107,400	3,389,500	1,259,300	7,756,200	5,583,700

- (1) Homes Passed are homes, residential multiple dwelling units or commercial units that can be connected to our networks without materially extending the distribution plant. Certain of our Homes Passed counts are based on census data that can change based on either revisions to the data or from new census results.
- (2) Fixed-Line Customer Relationships are the number of customers who receive at least one of our internet, video or telephony services that we count as Revenue Generating Units (RGUs), without regard to which or to how many services they subscribe. Fixed-Line Customer Relationships generally are counted on a unique premises basis. Accordingly, if an individual receives our services in two premises (e.g., a primary home and a vacation home), that individual generally will count as two Fixed-Line Customer Relationships. We exclude mobile-only customers from Fixed-Line Customer Relationships.
- (3) Internet Subscribers are homes, residential multiple dwelling units or commercial units that receive internet services over our networks.
- (4) Video Subscribers are homes, residential multiple dwelling units or commercial units that receive our video services over our broadband network or through a partner network. At UPC Slovakia, we have approximately 26,400 “lifeline” customers that are counted on a per connection basis, representing the least expensive regulated tier of video cable service, with only a few channels.
- (5) Telephony Subscribers are homes, residential multiple dwelling units or commercial units that receive voice services over our networks or that we service through a partner network. Telephony Subscribers exclude mobile telephony subscribers.
- (6) An RGU is, separately, an Internet Subscriber, Video Subscriber or Telephony Subscriber. A home, residential multiple dwelling unit or commercial unit may contain one or more RGUs. For example, if a residential customer subscribed to our broadband internet service, video service and fixed-line telephony service, the customer would constitute three RGUs. Total RGUs is the sum of Internet, Video and Telephony Subscribers. RGUs generally are counted on a unique premises basis such that a given premise does not count as more than one RGU for any given service. However, if an individual receives one of our services in two premises (e.g., a primary home and a vacation home), that individual will count as two RGUs for that service. Each bundled internet, video or telephony service is counted as a separate RGU regardless of the nature of any bundling discount or promotion. Non-paying subscribers are counted as subscribers during their free promotional service period. Some of these subscribers may choose to disconnect after their free service period. Services offered without charge on a long-term basis (e.g., certain preferred subscribers or free service to employees) generally are not counted as RGUs. We do not include subscriptions to mobile services in our externally reported RGU counts. In this regard, our RGU counts exclude our separately reported postpaid and prepaid mobile subscribers.
- (7) Our Mobile Subscriber count represents the number of active SIM cards in service rather than services provided. For example, if a mobile subscriber has both a data and voice plan on a smartphone this would equate to one Mobile Subscriber. Alternatively, a subscriber who has a data and voice plan for a mobile handset and a data plan for a laptop would be counted as two Mobile Subscribers. Customers who do not pay a recurring monthly fee are excluded from our Mobile Subscriber count after periods of inactivity ranging from 30 to 90 days, based on industry standards within the respective country. In a number of countries, our Mobile Subscribers receive mobile services pursuant to prepaid contracts. As of December 31, 2024, our Mobile Subscriber count included approximately 195,100, 7,369,800 and 284,500 prepaid Mobile Subscribers at Telenet, the VMO2 JV and the VodafoneZiggo JV, respectively. Prepaid mobile customers are excluded from the VMO2 JV’s and the VodafoneZiggo JV’s Mobile Subscriber counts after a period of inactivity of three months and nine months, respectively. The Mobile Subscriber count for the VMO2 JV includes internet of things (IoT) connections, which are Machine-to-Machine contract mobile connections, including Smart Metering contract

connections. The mobile subscriber count for the VMO2 JV presented in the table above excludes mobile wholesale connections based on their definition.

- (8) Amounts related to the VodafoneZiggo JV's fixed-line and mobile products include business and multiple dwelling unit subscribers.

Additional General Notes to Table:

Our operating companies provide broadband internet, video, telephony, mobile, data or other business services. Certain of our business service revenue is derived from small or home office (**SOHO**) subscribers that pay a premium to receive enhanced service levels along with internet, video or telephony services that are the same or similar to the mass marketed products offered to our residential subscribers. All mass marketed products provided to SOHOs, whether or not accompanied by enhanced service levels and/or premium prices, are included in the respective RGU and customer counts of our broadband communications operations, with only those services provided at premium prices considered to be "SOHO RGUs" or "SOHO customers". To the extent our existing customers upgrade from a residential product offering to a SOHO product offering, the number of SOHO RGUs or SOHO customers will increase, but there is no impact to our total RGU or customer counts. With the exception of our SOHO subscribers, we generally do not count customers of business services as customers or RGUs for external reporting purposes.

While we take appropriate steps to ensure that subscriber statistics are presented on a consistent and accurate basis at any given balance sheet date, the variability from country to country in (1) the nature and pricing of products and services, (2) the distribution platform, (3) billing systems, (4) our bad debt collection efforts and (5) other factors add complexity to the subscriber counting process. We periodically review our subscriber counting policies and underlying systems to improve the accuracy and consistency of the data reported on a prospective basis. Accordingly, we may from time to time make appropriate adjustments to our subscriber statistics based on those reviews.

## Products and Services

Our main products and services are intelligent WiFi and internet services, video, mobile and telephony services.

### *Intelligent WiFi and Internet Services*

Connectivity is a critical building block for vibrant communities. All aspects of society, including families, businesses, education and healthcare, to name a few, continue to rely heavily on connectivity and the digital services that depend on it. To meet our customers' expectations of seamless connectivity, we developed a fully digital, cloud-based connectivity ecosystem that we call "**ONE Connect**", built on top of our fiber-rich fixed broadband network. ONE Connect is orchestrated by a fully cloud-based digital journey, enabling fast and flexible introduction of new hardware and services, as well as cloud-to-cloud open API integration, simplifying the on-boarding of new services and devices. At home, our customers can benefit from the gigabit speeds enabled by our "Connect Box" (as defined below), as well as "**Intelligent WiFi**", which modifies the customers WiFi mesh configuration to adapt to an ever changing WiFi environment and maximizes wireless connectivity speeds for our customers. Our award-winning Intelligent WiFi is available across all our markets. Our "**Smart Security**" services complement these capabilities by offering a layer of security for all customer connected devices and provide safe browsing and fraud prevention measures. In addition, we offer "**Smart Home**" bundles in select markets, enabling those customers to take their smart home ambitions to the next level, including enhanced entertainment, home automation and home security. Finally, our "**Connect App**" is the digital touchpoint that allows customers to access and manage all of our services. We are also looking to launch our "Markets One App," where FMC products and services will be consolidated into a single application.

Our "**Connect Box**" is a next generation Intelligent WiFi and telephony gateway that enables us to maximize the impact of our ultrafast broadband networks by providing reliable wireless connectivity anywhere in the home. This gateway can be self-installed and provides a cloud managed WiFi service. Our latest versions of the gigabit Connect Box are based on DOCSIS 3.1 technology and WiFi 6, providing even better in-home WiFi service and coverage. Our new DOCSIS 3.1 Connect Box runs our "**One Firmware**" stack, a middleware software system based on the Reference Design Kit for Broadband (**RDK-B**). RDK-B is an open source initiative with wide participation from operators, device manufacturers and silicon vendors that standardizes core functions used in broadband devices, set-top boxes and IoT solutions. We have extended the One Firmware stack to support our ONE Connect ecosystem. One Firmware runs on system-on-a-chip (**SOC**) technology from multiple vendors and can run on any SOC that is RDK-B compliant, enabling greater speed and agility for on-boarding of new customer premises equipment (**CPE**) platforms and ecosystem features, thus allowing us to build once and port to many. During 2024, we continued the roll out of One Firmware to our legacy DOCSIS 3.0 WiFi 5 GW products and our next generation DOCSIS 3.1 WiFi 6 GW products. In addition, we completed the porting activity of One Firmware to our new XGSPON WiFi 6 gateways, which we have now rolled out in all of our markets. To support the adoption of fiber-to-the-home, cabinet, building or node networks (fiber-to-the-home/-cabinet/-building/-node is referred to herein as **FTTx**) access in both on-net and off-net scenarios, we introduced XGSPON (an updated standard for passive optical networks that supports 10 Gbps symmetrical data transfers) and ethernet-based Connect Boxes with WiFi 6, providing speeds up to 10 Gbps that run our One Firmware and support our ONE Connect ecosystem. In 2023, we introduced a new WiFi 6 Mesh extender device, adding to our three previous generations, the "ONE Connect Mesh," which provides our WiFi Mesh system that is fully orchestrated and optimized via the ONE Connect Platform. In 2024, we introduced CPE to support a two-box architecture by adding an XGSPON Optical Network Units, to terminate XGSPON and present ethernet, via a new Connect Box to a WiFi 6 ethernet gateway running our One Firmware, and which is expected to become the dominant configuration in our footprint to support various on-net, off-net and wholesale models.

In 2023, we provided the world's first test of DOCSIS 4 technology on live network infrastructure, capable of 10 Gbps speeds over HFC Plant with upgraded passive components, emphasizing the re-usability of our existing coaxial cable. The DOCSIS 4 CPE and node was the culmination of joint development activity with our vendors and silicon partners. In 2024, we finalized plans to introduce a DOCSIS 4 Network Termination Unit, which will terminate DOCSIS 4 (up to 10 Gbps), and connect ethernet, via the Connect Box, in similar fashion to the XGSPON two-box architecture that is described above.

In 2023, we added a cybersecurity feature to our ONE Connect Platform called Smart Security, providing our customers with safe browsing and advanced network protection features.

Our Connect Box is available in all our markets, and during 2024, approximately 11 million of our customers had a Connect Box. We also offer our Connect App that, among other things, allows our customers to optimize their WiFi coverage and manage their connected devices. In addition, we provide Intelligent WiFi mesh boosters, which increase speed, reliability and coverage by adapting to the environment at home.

Internet speed is of crucial importance to our customers, as they spend more time streaming video and other bandwidth-heavy services on multiple devices. Our extensive broadband network enables us to deliver ultra-high-speed internet services across our markets. Our residential subscribers access the internet via cable or XGSPON modems connected to their internet capable devices, or wirelessly via WiFi. We offer multiple tiers of broadband internet service, including gigabit or greater speeds across our entire footprint. The speed of service depends on the customer location and their selected service.

By leveraging our existing fiber-rich broadband networks, we deliver gigabit or greater speeds by deploying DOCSIS 3.1 technology. DOCSIS 3.1 technology is an international standard that defines the requirements for data transmission over a cable system. Not only does DOCSIS 3.1 technology improve our internet speeds and reliability, it allows for efficient network growth. Currently, our ultra-high-speed internet service is based primarily on DOCSIS 3.1 technology, and we offer this technology in all of our markets. Alongside DOCSIS 3.1, XGSPON technology provides our gigabit services an additional boost, as exemplified by the launch of a 2 Gbps tier of service at VM Ireland during 2023, supported by our XGSPON Wifi 6 gateways.

We offer value-added broadband services in certain of our markets for an incremental charge. These services include Intelligent WiFi features, security (e.g., in-home network protection, anti-virus, firewall and spam protection), Smart Home services and online storage solutions and web spaces. Subscribers to our internet service pay a monthly fee based on the tier of service selected. We determine pricing for each different tier of internet service through an analysis of speed, market conditions and other factors. At the end of 2023, we rolled out a new Smart Security service in the U.K., which helps protect all connected devices, including Smart Home devices, and is anticipated to be rolled out to the rest of our footprint during 2025.

#### *Mobile Services*

Mobile services are another key pillar in providing our customers with seamless connectivity. Telenet, the VMO2 JV and the VodafoneZiggo JV offer mobile services as MNOs, VM Ireland offers mobile services as an MVNO over a third-party network through Three (Hutchison) and UPC Slovakia delivers mobile services as a reseller of SIM cards provided by SWAN, a.s.

Pursuant to VM Ireland's agreement with Three (Hutchison) to provide mobile services as an MVNO, Three (Hutchison) leases a third-party's radio access network and owns the core network, including switching, backbone and interconnections. VM Ireland's MVNO arrangement with Three (Hutchison) permits VM Ireland to offer its customers mobile services without needing to build and operate a mobile radio tower network.

In each of our markets, we offer a range of mobile-related services. The majority of subscribers take a postpaid service plan, which often has an agreed monthly fee for a set duration (typically 1 to 2 years). The monthly fee will vary depending on the country and service package selected. Service packages can have different levels of data allowances, voice minutes and network speed, as well as other differing aspects, such as roaming charges and contract duration. Postpaid services are also offered as a bundle with fixed services, and by taking a "converged" offering, customers typically receive some benefits, such as lower total cost or additional features. Postpaid services are offered to both business and retail consumers. In addition, we offer prepaid mobile services, where the customers pay in advance for a pre-determined amount of airtime or data and which generally have no minimum contract term. In countries where we operate as a mobile service operator, we also offer a number of MVNOs where other mobile providers use our mobile network for their mobile offering.

#### *Video Services*

Our video service is, and continues to be, one of the foundations of our product offerings in our markets. Our cable operations offer multiple tiers of digital video programming and audio services, starting with a basic video service. Subscribers to our basic video service pay a fixed monthly fee and receive digital video channels in high definition (**HD**) and a growing number of ultra-high definition 4K resolution (**4K**) channels, as well as an electronic programming guide. We tailor our video services in each country of operation based on programming preferences, culture, demographics and local regulatory requirements.

We also offer a variety of premium channel packages to meet the interests of our subscribers. For an additional monthly charge, a subscriber may upgrade to one of our extended digital tier services and receive an increased number of video channels, including the channels in the basic tier service and additional HD and 4K channels. Our channel offerings include general entertainment, sports, movies, series, documentaries, lifestyles, news, adult, children and ethnic and foreign channels.

Discounts to our monthly service fees are available to any subscriber who selects a bundle of two or more of our services (**bundled services**), such as internet, video, fixed-line telephony and mobile services. Bundled services consist of double-play for two services, triple-play for three services and quad-play for four services.

To meet customer demands, we have enhanced our video services with additional relevant content services and features, which increases viewing satisfaction and addresses individual user needs. Our latest next generation product suite is called “**Horizon 5**”, a cloud-based, multi-screen entertainment platform that combines linear television (including recording and replay features), premium video-on-demand (**VoD**) offerings, an increasing amount of integrated premium global and local video applications and mobile viewing into one entertainment experience. Horizon 5 comes with a state-of-the-art personal user interface that is intuitively easy to navigate. Content recommendations and favorite channel settings can be customized to individual user profiles. Video playback control, navigation shortcuts and content searches can all be conducted via a voice control button on the remote control, a feature highly appreciated by our customers. Horizon 5 is available in all of our markets on the latest set-top boxes and is capable of delivering 4K video content, including high dynamic range (**HDR**). The platform also features a ‘Personal Home’ page that automatically aggregates content, both linear and VoD, in a streamlined user interface based on the user’s viewing habits. Horizon 5 is marketed under the name “Telenet TV-Box” at Telenet, “Virgin TV360” at the VMO2 JV and VM Ireland and “MediaBox Next” at the VodafoneZiggo JV.

In the U.K., the forerunner product of Horizon 5 is based on the TiVo platform and was developed under a strategic partnership agreement with TiVo Inc. The TiVo platform is deployed on a basic set-top box as well as the Virgin Media V6 box. Similar to Horizon 5, the Virgin Media V6 box combines 4K video, including HDR, with improved streaming functionalities and more processing power. The Virgin Media V6 box allows customers to record six channels simultaneously while watching a seventh channel. Customers can also start watching a program on one television and pick up where they left off on other boxes in another room or through an app on their smart phones and tablets. The V6 hardware is the same hardware that is used in other markets with Horizon software and over time these V6 boxes will be flashed with the latest Horizon 5 software, bringing our latest and most successful video and entertainment experience to the VMO2 JV’s customers without the need to exchange the installed hardware. Over 50% of the VMO2 JV’s video customers are on the Horizon 5 platform.

We offer an IP-only streaming device, which runs the full Horizon 5 product suite, using only a small puck-like device that can be tucked away behind a television screen. This all-IP mini 4K capable set-top box has extremely low power consumption and its casing is made from recycled plastic. It received the Digital TV Europe’s Video Tech Innovation Sustainability Award in December 2020, as well as the Red Dot Product Design Award in 2021. We have also launched this all-IP 4K capable set-top box at VM Ireland, the VMO2 JV and the VodafoneZiggo JV. Most recently, we launched a newer, better performing version of this box at Telenet. This box has the same appearance as in the other markets but possesses more memory, improved accessibility features and better sustainability. We intend to roll out this box to our other markets in the coming years.

Underpinned by this new IP-only streaming device, we launched our first subscription VoD-focused proposition in the U.K. called “Flex”. In addition to a slimmer channel lineup, this new package allows customers to pick and choose their favorite entertainment packages each month (e.g., Netflix, Disney+ and Prime Video) and get a 10% credit back for each subscription they add via our platform. By bundling their over the top (**OTT**) subscriptions together, customers also have an easy-to-see overview of what they are paying for and can manage them in a straightforward way, allowing for added flexibility as their viewing habits change.

One of our key video services is “**Replay TV**”. Through Replay TV, the last seven days of content (subject to blackout-related rights) is made available via the electronic programming guide (**EPG**) for on demand viewing. Customers can simply open the EPG, scroll back and replay linear programming instantly. This same technical solution also allows our customers to replay a television program from the start even while the live broadcast is in progress. Additionally, customers have the option of recording television programs in the cloud (or onto the hard disk drive that is housed within the “Virgin TV360” set-top box at the VMO2 JV and Virgin Media Ireland). Replay TV is one of the most used and appreciated features on our platforms.

In most of our markets, we offer transactional VoD giving subscribers access to thousands of movies and television series. In several of our markets, our subscription VoD service is included in certain of our video offerings. This service is tailored to the specific market based on available content, consumer preferences and competitive offers and it includes various programming, such as music, kids, documentaries, adult, sports and television series. In addition, in all of our markets we offer global premium OTT services such as Netflix, YouTube and Prime Video, and we also offer local OTT services via a large portion of our set-top boxes. These types of paid subscription services can be bundled into customers’ packages like in the Stream proposition or, in many cases, added directly to customers’ bills, offering them further convenience.

Most of this content is also available via our online mobile app, “**Horizon Go**”, which is available on mobile devices (iOS and Android) and, in some markets as well, via Amazon Fire TV, Apple TV and Android TV devices. Thanks to the 360

integration of Horizon 5 across multiple screens, customers can pause a program, series or movie and seamlessly continue watching from where they left off on another device, whether on a television, tablet, smart phone or laptop. Additionally, Horizon Go enables customers to remotely schedule the recording of a television program on their Horizon 5 box at home.

In 2023, we expanded our collaboration with our technology partner Infosys to evolve and scale our entertainment platform (as well as our connectivity platform). Infosys has taken over the build and operation of our Horizon platform and agreed to provide this service back to us for an initial five-year period, with an option to extend to eight years. By bringing the scale and breadth of Infosys, including cutting-edge technologies such as Infosys Topaz™ AI, the expanded collaboration ensures continued operational excellence, a highly scalable development engine for new features and capabilities and cost efficiencies for us. Additionally, we will license this platform to Infosys so that they can offer it to new operators and markets outside our operating companies. This will potentially enable millions of new customers around the world to experience next-generation digital entertainment services through Horizon for the first time. We will continue to control product roadmaps and retain all intellectual property for the Horizon entertainment platform.

#### *Telephony Services*

Multi-feature telephony services are available through voice-over-internet-protocol (**VoIP**) technology in most of our broadband communication markets. In the U.K., the VMO2 JV also provides traditional circuit-switched telephony services. We pay interconnect fees to other telephony and internet providers when calls by our subscribers terminate on another network and receive similar fees from providers when calls by their users terminate on our network through interconnection points.

Our telephony service may be selected in several of our markets on a standalone basis and in all of our markets in combination with one or more of our other services. Our telephony service includes a basic fixed-line telephony product for line rental and various calling plans, which may consist of any of the following: unlimited network, national or international calling, unlimited off-peak calling and minute packages, including calls to fixed and mobile phones. We also offer value-added services, such as a personal call manager, unified messaging and a second or third phone line at an incremental cost.

#### *Multiple Dwelling Units and Partner Networks*

Following the closing of the Telenet Wyre Transaction on July 1, 2023, Telenet became a wholesale access client of Wyre, in addition to Orange Belgium NV/SA (**Orange Belgium**), with whom it signed a 15-year commercial wholesale agreement in January 2023, resulting in a wholesale market share of around 65%. In the coming years, Wyre expects to further roll-out and operate an HFC and fiber-to-the-home (**FTTH**) network within Belgium, aiming to cover 70% of its footprint with FTTH by 2030 and 78% of its footprint by 2038. Additionally, in connection with the Telenet Wyre Transaction, the long-term lease that Telenet had with Fluvius until September 2046 to provide fixed services to its customers in Fluvius' footprint was terminated.

At the end of July 2024, Telenet signed a Memorandum of Understanding with Proximus NV/SA (**Proximus**) and Fiberklaar for a potential future collaboration on the further deployment of fiber networks in Flanders. The intended collaboration, which is dependent on the parties reaching a final agreement, obtaining regulatory and antitrust approvals and there being no adverse regulatory findings or impacts, would cover approximately 2.7 million homes across zones with medium to low population density, while continuing to leverage our existing HFC network to benefit consumers, businesses and society as a whole.

VM Ireland offers broadband internet and video products and services to additional households on the SIRO network, opening up new areas where VM Ireland's own network is not available. In 2024, to continue the expansion into additional homes and business, VM Ireland entered into an agreement with National Broadband Ireland (**NBI**) to offer broadband internet and video products and services on NBI's footprint.

#### *Business Services*

In addition to our residential services, we offer business services in all of our operations. For business and public sector organizations, we provide a complete range of voice, advanced data, video, wireless and cloud-based services, as well as mobile and FMC services. Our business customers include SOHOs (generally up to five employees), small businesses and medium and large enterprises. We also provide business services on a wholesale basis to other operators.

Our business services are designed to meet the specific demands of our business customers, including increased data transmission speeds and virtual private networks (**VPNs**). These services fall into five broad categories:

- data services for fixed internet access with a 4G connectivity backup, IP VPNs based on SDWAN solutions and high-capacity point-to-point services, including dedicated cloud connections;
- cloud collaboration and telephony solutions, unified communications and conferencing options;
- wireless services for mobile voice and data, as well as managed WiFi networks;
- video programming packages and select channel lineups for targeted industries; and
- value-added services, including managed security systems and cloud enabled business applications.

Our intermediate to long-term strategy is to enhance our capabilities and offerings in the business sector so we become a preferred provider in the business market. To execute this strategy, partnerships and customer experience play a key role.

Our business services are provided to customers at contractually established prices based on the size of the business, type of services received and the volume and duration of the service agreement. SOHO and small business customers pay business market prices on a monthly subscription basis to receive enhanced service levels and business features that support their needs. For more advanced business services, customers generally enter into a service agreement. For medium to large business customers, we enter into individual agreements that address their specific needs. These agreements are generally for a period of at least one year.

Our One Connect Platform via Connect Box supports a SOHO solution whereby Static IP and Multi Static IP solutions are offered to Market business customers. In 2024 we have extended this feature to our latest generation Connect Box device. In addition, we have introduced a 4G Mobile Back-Up solution to work in conjunction with the SOHO feature, to provide business continuity in the unlikely event of access network outage.

#### *Customer Premises Equipment*

We purchase CPE from a number of different suppliers. CPE includes set-top boxes, modems, WiFi routers and boosters and similar devices. For each type of equipment, we retain specialists to provide customer support. For our broadband services, we use a variety of suppliers for our network equipment and the various services we offer. Similarly, we use a variety of suppliers for mobile handsets to offer our customers mobile services.

#### *Software Licenses*

We license software products from several suppliers for our internet services. The agreements for these products typically require us to pay a fee for software licenses and/or a share of advertising revenue for content licenses.

### **Investments**

#### *VMO2 JV*

Liberty Global owns 50% of the VMO2 JV, an integrated communications provider of broadband internet, mobile, video, fixed-line telephony and converged services to residential and business customers in the U.K. As part of the U.K. JV Transaction, Liberty Global entered into a shareholders agreement with Telefónica, which previously owned O2 in the U.K. (the **U.K. JV Shareholders Agreement**), detailing the corporate governance of the VMO2 JV, as well as, among other things, its dividend policy and non-competition provisions. The U.K. JV Shareholders Agreement mandates that the VMO2 JV distribute to Liberty Global and Telefónica on a quarterly basis a pro rata dividend equaling (unless agreed otherwise) all unrestricted cash, subject to certain minimum thresholds and financing arrangements. Generally, Liberty Global may not transfer its ownership interest in the VMO2 JV without Telefónica's consent. For additional information on the U.K. JV Shareholders Agreement, see note 7 to our consolidated financial statements included in Part II of this Annual Report on Form 10-K.

The VMO2 JV offers gigabit internet across its entire serviceable fixed network footprint, reaching 16.2 million homes, and operates a mobile network that offers over 99% outdoor population coverage on 4G, as well as over 75% 5G outdoor population coverage. The VMO2 JV had over 12 million fixed RGUs as of December 31, 2024, including approximately 5.7 million broadband internet subscribers. The VMO2 JV does not report video or telephony subscribers on an individualized basis, although such subscribers are included in its total RGU figure. In addition, the VMO2 JV had approximately 35.7 million mobile subscribers and is the U.K.'s leading mobile operator in terms of connections, with 45.7 million connections across its mobile, IoT and wholesale services.

In addition to gigabit broadband, the VMO2 JV provides fixed-line video and telephony services. The VMO2 JV's video customers have access to the Horizon 5 minibox and its functionalities (marketed as "Virgin TV 360"), including 'Catch-up', 'Startover', the Virgin TV Go app, pause live television and VoD, along with access to a range of premium subscription-based and pay-per-view services. The VMO2 JV also offers a flexible entertainment service marketed as 'Flex' which combines customers' subscription packages, such as Netflix, Disney+ and Prime Video, as well as the free television channels under one system while also allowing the customer to transform their television into a voice-activated unit.

The VMO2 JV provides a wide range of mobile and associated value-added products and services, such as voice, messaging and data services, handsets and hardware (e.g., wearables and handsets), stand-alone mobile devices and other accessories.

The VMO2 JV's consumer convergence offering is led by its "Volt" proposition, offering new and existing customers that take Virgin Media broadband and eligible O2 Pay Monthly plans an upgrade to the next fixed broadband speed tier, increased mobile data and more value, including a WiFi guarantee, where customers are guaranteed certain minimum download speeds in every room or they receive a billing credit.

The VMO2 JV also provides business and wholesale products and services to large enterprises, public sector entities and small and medium business customers, as well as operating its fixed and mobile networks to wholesale and MVNO partners.

#### *nexfibre JV*

We beneficially own approximately 25% of the nexfibre JV, a joint venture in the U.K. that intends to construct and operate a wholesale FTTH broadband network of 5-7 million premises that does not overlap with the VMO2 JV's existing network. Telefónica owns 25% of the nexfibre JV and InfraVia owns the remaining 50%. The VMO2 JV will act as the anchor client for the nexfibre JV's fiber network. The VMO2 JV also entered into a construction agreement and a master services agreement with the nexfibre JV to provide various network construction and operational services to the nexfibre JV. In combination with the VMO2 JV's existing network and planned FTTH upgrades, the VMO2 JV and the nexfibre JV networks are looking to expand gigabit coverage to approximately 80% of the U.K. once completed.

In connection with the formation of the nexfibre JV, we entered into shareholders agreements with Telefónica and InfraVia that provide for the governance of the nexfibre JV, including, among other things, its dividend policy and non-competition provisions. They also provide for restrictions on transfer of interests in the nexfibre JV and describe possible exit arrangements. Under the dividend policy, the nexfibre JV must distribute all unrestricted cash to Telefónica, InfraVia and us, subject to minimum cash requirements and financing arrangements.

#### *VodafoneZiggo JV*

Liberty Global owns 50% of the VodafoneZiggo JV, a leading Dutch telecommunications company that provides fixed, mobile, video, telephony and integrated communication and entertainment services to consumers and businesses in the Netherlands. In connection with the formation of the VodafoneZiggo JV, we entered into a shareholders agreement with Vodafone that details the governance of the VodafoneZiggo JV, including, among other things, its dividend policy and non-competition provisions. It also provides for restrictions on the transfer of interests in the VodafoneZiggo JV and exit arrangements. Under the dividend policy, the VodafoneZiggo JV must distribute all unrestricted cash to Vodafone and us, subject to minimum cash requirements and financing arrangements. We also entered into a framework agreement with the VodafoneZiggo JV to provide access to each partner's expertise in the telecommunications industry. For additional information on the above agreements, see note 7 to our consolidated financial statements included in Part II of this Annual Report on Form 10-K.

The fiber-rich broadband network of the VodafoneZiggo JV passes approximately 7.6 million homes. The VodafoneZiggo JV offers at least gigabit internet speeds for residential and business customers across its entire footprint. The VodafoneZiggo JV also offers nationwide 4G and 5G mobile coverage. At December 31, 2024, the VodafoneZiggo JV had 7.8 million fixed RGUs, of which 3.1 million were broadband internet, 3.4 million were video and 1.3 million were fixed-line telephony. In addition, the VodafoneZiggo JV had 5.6 million mobile subscribers. Besides its residential services, the VodafoneZiggo JV offers extensive business services throughout the Netherlands. The operations of the VodafoneZiggo JV are subject to various regulations, which are described below under *Regulatory Matters—Joint Venture Entities—The Netherlands*.

The VodafoneZiggo JV's customers have access to the Horizon 5 media boxes and their functionalities (marketed as "Ziggo TV"), including Replay TV, the Ziggo Go app, pause live television and VoD, gigabit internet speeds, smart WiFi pods and an extensive WiFi community network. The VodafoneZiggo JV also has its own sports channel, Ziggo Sport, and offers

some exclusive programming, including exclusive broadcast rights to UEFA football matches in 2024. The VodafoneZiggo JV's customers also have access to its nationwide 4G and 5G wireless services under either a prepaid or postpaid service plan. The VodafoneZiggo JV provides its mobile services under various licenses, including the 100 MHz spectrum license in the 3.5 GHz band acquired in July 2024. These licenses in aggregate have a weighted average useful life of approximately 18 years as of December 31, 2024. With its mobile services, the VodafoneZiggo JV is able to offer quad-play bundles and FMC services to its residential and business customers.

### *Liberty Growth*

Liberty Growth has amassed a portfolio of investments in approximately 70 companies and funds across the world, investing in the technology, media/content, sports and digital infrastructure industries. With its long-term, founder-friendly mindset, Liberty Growth makes meaningful investments in technologies that will change how people live and work tomorrow. Some of the companies in Liberty Growth's portfolio include ITV, Televisa Univision, Plume, EdgeConneX, Lions Gate Entertainment Corp. (**Lionsgate**), and our controlling interest in the Formula E racing series, among others. When advantageous, we seek to forge commercial relationships between our operating companies and the companies we invest in, creating an even stronger partnership to help drive growth and efficiencies. The investments identified by company name above are merely illustrative, do not represent a complete list and are not necessarily the largest of our long-term investments. From time to time, we may make investments in other companies that we choose not to identify by company name for commercial, legal, strategic or other reasons.

## **Additional Business Information**

### *Technology*

Our broadband internet, video and fixed-line telephony services are primarily transmitted over an HFC network. This network is composed primarily of national and regional fiber networks, which are connected to the home over the last few hundred meters by coaxial cable. Alongside our HFC network, we are increasingly rolling out services based on FTTH and leveraging fixed wireless access (**FWA**) technologies to service customers not covered by our fixed networks in areas where it may not be cost effective to deploy fixed networks.

We closely monitor our network capacity and customer usage. Where necessary, we increase our capacity incrementally, for instance by splitting nodes in our cable network. We also continue to explore improvements to our network and services as well as new technologies that will enhance our customer's connected entertainment experience. These include:

- recapturing bandwidth and optimizing our networks by:
  - increasing the number of nodes in our markets;
  - increasing the bandwidth of our HFC cable network to 1.2 GHz;
  - converting analog channels to digital;
  - moving channels to IP delivery;
  - deploying additional DOCSIS 3.1 channels;
  - replacing copper lines with modern optic fibers; and
  - using digital compression technologies.
- freeing spectrum for high-speed internet, VoD and other services by encouraging customers to move from analog to digital services;
- increasing the efficiency of our networks by moving head-end functions (encoding, transcoding and multiplexing) to cloud storage systems;
- enhancing our network to accommodate business services;
- using wireless technologies to extend our services outside of the home;
- offering remote access to our video services through laptops, smart phones and tablets; and
- expanding the availability of the Horizon 5 minibox and Horizon Go, as well as Horizon 5, and related products and developing and introducing online media sharing and streaming or cloud-based video.

As stated above, we are expanding our HFC and FTTH footprint. In addition, we are seeking mobile service opportunities where we have established cable networks and expanding our fixed-line networks where we have a strong mobile offering. This will allow us to make FMC offerings available to more of our customers.

We deliver high-speed data and fixed-line telephony over our broadband network in our markets. The cable networks of our operations in Europe are connected to our “Aorta” backbone. The Aorta backbone is recognized as a Tier 1 Carrier, which permits us to serve our customers through settlement-free collaboration with other carriers without the cost of using a third-party network.

In support of our connectivity strategy, we are moving our customers into a gigabit society. All of our broadband networks are already capable of supporting the next generation of ultra-high-speed internet service at gigabit speeds or faster. To provide these speeds to our subscribers, we plan to grow our base of DOCSIS 3.1 technology throughout our footprint. The use of DOCSIS 3.1 technology provides us significantly higher efficiencies on our networks and allows us to offer faster speeds, in-home WiFi and better services. The new gateways and the continued upgrades to our network in the coming years will allow us to maximize high-speed connectivity over our broadband networks and deliver gigabit or faster services in a cost-effective manner. It will also allow us to meet the expectations of our customers for high-speed internet access both in cities and rural areas of our footprint. While DOCSIS 3.1 technology will provide up to 2.5 Gbps, in 2023, we introduced XGSPON technology across much of our FTTH footprint, enabling symmetrical speeds of up to 10 Gbps, with plans for further rollouts in 2025. In 2024, we finalized plans to introduce a DOCSIS 4 Network Termination Unit, which will connect our DOCSIS 4 HFC network to the customer’s Connect Box via an ethernet cable, in similar fashion to the XGSPON two-box architecture described above.

### *Supply Sources*

Content. In our markets, entertainment platforms remain a key part of the telecommunication services bundle. Therefore, in addition to providing services that allow our customers to view programming when and where they want, we are investing in content that our customers want. Our content strategy is based on the following key tenets:

- proposition (exceeding our customers’ entertainment desires and expectations);
- product (delivering the best content available);
- procurement (investment in the best brands, movies, shows and sports); and
- partnering (strategic alignment, acquisitions and growth opportunities).

We license almost all of our programming and on-demand offerings from content providers and third-party rights holders, including broadcasters and cable programming networks. Under our channel distribution agreements, we generally pay a monthly fee on a per channel or per subscriber basis, with occasional minimum pay guarantees. With respect to on-demand programming, we generally pay a revenue share for transactional VoD (occasionally with minimum guarantees) and either a flat fee or a monthly fee per subscriber for subscription VoD. In the case of the VMO2 JV and the VodafoneZiggo JV, transactional VoD is primarily sourced via a third party. For a majority of our agreements, we seek to include the rights to offer the licensed programming to our customers through multiple delivery platforms and through our apps on devices including smart phones and tablets.

In seeking licenses for content, we, including the VMO2 JV and the VodafoneZiggo JV, as applicable, partner with leading international and regional pay television providers, such as Disney, Sony, Paramount Global, AMC, NBCUniversal, RTL, BBC and Warner Bros. Discovery (including HBO). We also seek to carry in each of our markets key public and private broadcasters, and in some markets, we acquire local premium programming through select relationships with companies such as Sky plc (**Sky**), TNT Sports (a joint venture between BT Sport and Warner Bros. Discovery), Streamz and Canal+. For our VoD services we license a variety of programming, including box sets of television series, movies, music, kids’ programming and documentaries.

OTT apps remain important in the content space and, as part of our content strategy, we have put in place deals with a number of global and regional app providers. We currently have arrangements with Disney (The Walt Disney Company Limited and The Walt Disney Company Benelux), Netflix International B.V. (**Netflix**), Amazon Europe Core S.A.R.L. (**Amazon**), SkyShowtime Limited (**SkyShowtime**), Apple Inc., Paramount, HBO Nordic AB, Viaplay Group AB (**Viaplay**) and DAZN Limited (**DAZN**). Pursuant to these arrangements, Disney+, Netflix, Prime Video, SkyShowtime, AppleTV+, HBO Max, Paramount+, Viaplay and DAZN services, respectively, are available via certain of our set-top boxes to our video customers across many of our markets, each as premium OTT services offered on an a la carte basis and/or bundled with certain propositions. The Disney+ app is available to customers at Telenet, the VMO2 JV and the VodafoneZiggo JV. The Netflix and

Amazon Prime Video apps are both available to customers at Telenet, VM Ireland, the VMO2 JV and the VodafoneZiggo JV. The SkyShowtime service is available to customers at the VodafoneZiggo JV. The AppleTV+ app is available to customers at Telenet, VM Ireland, UPC Slovakia, the VMO2 JV and the VodafoneZiggo JV. Paramount+ is available to customers at the VMO2 JV. The HBO Max app is available to customers at Telenet and the VodafoneZiggo JV. Viaplay's service is available to customers at the VodafoneZiggo JV. The DAZN service is available to customers at Telenet as well as the VMO2 JV. We have an arrangement with Google Ireland Limited for the YouTube app which is available via certain of our set-top boxes to customers at Telenet, VM Ireland, UPC Slovakia, the VMO2 JV and the VodafoneZiggo JV. In order to tailor our entertainment offerings to each market, we have added various locally relevant apps such as: *VRT Max*, *VTM Go* and *GoPlay* at Telenet, *BBC iPlayer* and *ITVX* at the VMO2 JV and *Canal +*, *NPO Start* and *Videoland* at the VodafoneZiggo JV.

Exclusive content is another element of our content strategy. To support this approach, we are investing in content assets. We have invested in various content companies, including ITV, All3Media (the sale of which was completed in May 2024), Lionsgate, Virgin Media TV, Play Media (previously SBS Belgium), Woestijnvis and Caviar Group. We are also investing in sports, both as a broadcaster and as a rights owner. We have our own sports channels under the *Play Sports* brand in Belgium, which is exclusively available to Telenet customers. In Ireland, Virgin Media customers have access to *VM More* which includes sports programming as well as first look products and premium content. In addition, the VodafoneZiggo JV owns *Ziggo Sport* and commissions the production of certain shows such as *Rondo* and *Race Cafe*. *Ziggo Sport* acquired the exclusive media rights to the UEFA Champions League, the UEFA Europa League and the UEFA Europa Conference League starting in the 2024/2025 football season and lasting for three seasons. The basic *Ziggo Sport* service is available exclusively to the VodafoneZiggo JV's customers, however, the premium service, *Ziggo Sport Totaal*, is widely available through license arrangements with all major Dutch distributors and any UEFA football matches played by participating Dutch clubs are made available for free for all Dutch non-VodafoneZiggo customers via the *Ziggo Go Free* app and the *Ziggo Sport* YouTube channel.

In addition, we have produced the original Belgian series *Chaussée d'Amour* and *De Dag* with local production companies. These television series are primarily available to our customers on an on-demand basis. We also intend to continue commissioning, producing and/or co-producing content for our free-to-air (FTA) assets and VoD platforms at Telenet and VM Ireland, mainly via *Streamz*, Telenet's joint venture for subscription VoD with DPG Media.

For mobile services in Ireland provided through an MVNO arrangement with Three (Hutchison), we are dependent on third-party wireless network providers. Our MVNO operation in Ireland has an agreement with Three (Hutchison) to carry the mobile communications traffic of our customers. We seek to enter into medium to long-term arrangements for these services.

## **Competition**

All our businesses operate in highly competitive and rapidly evolving markets. The speed of technological advancements is likely to continue to increase, giving customers more options for telecommunications services and products. Our customers want access to high quality telecommunication products and services that provide a seamless connectivity experience. Accordingly, our ability to offer FMC services is a key component of our strategy. In many of our markets, we compete with incumbent and challenger companies that offer FMC bundles. Many of these companies have extensive resources allowing them to offer competitively priced converged services. Our ability to offer high-quality and attractive FMC bundles combined with appealing entertainment options in these markets is one of our key strategies to attract and retain customers. We seek to distinguish ourselves through our multimedia gateway services, interactive video products (such as Replay TV and VoD), proprietary sports offerings, extensive content offers (for both in and out of the home) and our high-speed connectivity services backed by intelligent in-home WiFi solutions. This section provides an overview of the competitive landscape for FMC services, followed by details on our key competitors.

### ***Internet***

The internet services offered by our key competitors include both fixed-line broadband internet via cable, digital subscriber lines (DSL), FTTx and FWA technology. These competitors offer a range of products with varying speeds and pricing, as well as interactive, data and content services. With the demand for mobile internet services increasing, competition from wireless services using various advanced technologies is an important competitive factor. In all our markets, competitors provide high-speed mobile data via 5G. In this competitive landscape, customers prioritize internet speed, pricing and exclusive content, as well as the size of mobile data bundles and their price.

Our focus is on increasing the maximum speed of our connections while providing a reliable customer experience and offering a variety of service tiers, prices, bundled products and a range of value-added services, including intelligent in-home connectivity solutions. We update our bundles and packages on an ongoing basis to meet the needs of our customers and to

retain an attractive value-for-money proposition. We offer 1 Gbps download speeds across Belgium, the U.K., the Netherlands, and up to 2 Gbps in Ireland.

A notable competitive factor is overbuilding of our networks with FTTx technology by incumbent companies and other third parties. Competition has intensified in recent years with the accelerated network rollout by certain FTTx providers. When operationally and economically viable, we pursue HFC and fiber upgrades, new build, as well as whole-buy opportunities to expand our network capabilities.

- Telenet. Telenet is the leading residential broadband provider in Flanders, Belgium. In January 2023 Telenet signed 15-year agreements with Orange Belgium for mutual access to fixed networks (HFC and FTTH), which enabled Telenet to offer FMC services in Wallonia. Telenet launched fixed services under its BASE brand in June 2024 and became a national FMC player while expanding into Wallonia. Across Belgium Telenet faces competition from Proximus, which provides FMC bundles, DSL (up to 100 Mbps) and fiber (up to 2 Gbps) with ongoing network expansion. Telenet also competes with providers that use Telenet's wholesale cable network, Wyre, including Orange Belgium. Additionally, in December 2024 Digi entered the market as the 4th player and offers prices on fixed and mobile services that are substantially lower than currently available on the market. Despite its currently limited fixed footprint, we expect Digi to remain an important competitor going forward.
- VM Ireland. VM Ireland delivers broadband services via its upgraded HFC and FTTx networks, offering speeds up to 2 Gbps. In a competitive market led by players like Eir and Sky Ireland, VM Ireland holds a strong position. While Eir and SIRO aggressively expand FTTH in urban and rural areas, VM Ireland competes by enhancing its network, increasing penetration through wholesale, and expanding via SIRO partnership.
- Significant FMC Joint Ventures.

In the U.K., the VMO2 JV faces numerous competitors for broadband internet services, the largest of which is BT Group plc (**BT**). BT is actively building out its FTTx network through its subsidiary, Openreach, to support its goal of covering 25 million homes by the end of 2026. In support of this mission, BT offers a range of consumer packages with speeds of up to 1.6 Gbps. The VMO2 JV has reached 1 Gbps connectivity in all 16.2 million premises. Moreover, the VMO2 JV announced its intention to upgrade its fixed network to full fiber-to-the-premise by the end of 2028 and extend its FTTH footprint to up to 23 million premises through its partnership with the nexfibre JV. This plan is expected to fuel connectivity innovation for consumers and businesses, create options to potentially pursue the broadband wholesale market in the U.K. and to protect from growing FTTx competition.

The VodafoneZiggo JV's main competitor, Koninklijke KPN N.V. (**KPN**), offers broadband via FTTx, DSL and VDSL, with speeds up to 200 Mbps on VDSL and 4 Gbps on FTTx. Much of the VodafoneZiggo JV's network has been overbuilt by KPN and other FTTx providers. In 2021, KPN and APG launched Glaspoort to connect 1.2 million households and businesses in underserved areas by 2026, aiming for 80% FTTx coverage. Competition intensified further in Q3 2024 when Odido introduced low-cost 5G Fixed Wireless broadband. We expect competitive pressure from the fiber overbuild to remain high in the coming periods. By late 2024, the VodafoneZiggo JV's 7.6 million households had access to 1 Gbps connectivity.

### *Video Distribution*

Our video services compete with traditional FTA broadcast television services, OTT and broadcaster VoD providers, as well as other broadband providers offering a similar range of video services. Many of these competitors have a national footprint and offer features, pricing and video services individually and in bundles comparable to what we offer.

OTT video content providers utilizing our or our competitors' high-speed internet connections are also a significant competitive factor, as are other video service providers that overlap our service areas. The OTT video providers (such as HBO Now, Prime Video, Netflix, Disney+ and AppleTV+) offer VoD services for television series, movies and programming from broadcasters. Typically, these services are available on multiple devices in and out of the home. Moreover, broadcasters offer direct to customer content, including VoD, live and catch-up television via their own platforms (such as BBC iPlayer, Discovery and RTL). To retain our competitive position, we provide our subscribers with television everywhere products and OTT video services through apps on our video platform through our arrangements with Netflix, Amazon, YouTube and others.

Our success in attracting and retaining customers relies on our ongoing capability to acquire appealing content, provide user-friendly services on favorable terms and deliver content across multiple devices both inside and outside the home. Some competitors have obtained long-term exclusive contracts for certain programming, which limits the opportunities for other

providers to offer such programs. Our operations have limited access to certain of such programming through select contracts with these companies, including Sky and BT in the U.K. At the same time, we are also able to secure access rights to exclusive content in certain markets. In the Netherlands we have an exclusive deal with UEFA to broadcast Champions League and Europa League matches, which is an important element of our competitiveness there. Telecommunication providers also increasingly offer access to OTT platforms through their systems. If exclusive content offerings increase through other providers, programming options could be a deciding factor for subscribers on selecting a video service.

We compete by offering advanced digital services like cloud recording, DVR, HD/4K, VoD, voice control, OTT aggregation, Replay TV and multi-screen options through a superior interface. Our tailored packages include attractive channels, bundled services, loyalty discounts and integrated billing for OTT services. We periodically enhance our digital offerings to improve content quality. Horizon 5, our latest iteration of our entertainment platform, aggregates and bundles top-tier content, integrating key streaming apps and delivering a personalized user experience.

- Telenet. Telenet's principal video competitor is Proximus, which has interactive digital television, replay television, VoD, OTT and HD service as part of its video offer, as well as mobile-only video propositions tailored to the needs of younger market segments. Proximus offers customers a wide range of both individual and bundled services at competitive prices. Also, as a result of regulatory obligations, Telenet and other Belgian cable operators must give alternative providers access to their cable networks. Orange Belgium gained such access in 2016 and currently offers its mobile subscribers a triple-play bundle, including broadband internet, enhanced video and mobile services. In January 2023, Telenet entered into two 15-year commercial wholesale agreements with Orange Belgium. The agreements provide Telenet and Orange Belgium access to each other's fixed networks, including both HFC and FTTH, on a commercial basis for a 15-year period and hence supersedes the regulatory framework. In July 2023, Telenet closed the Wyre Transaction, owning a 66.8% direct ownership stake in Flanders' leading network infrastructure company. Wyre provides wholesale access to its HFC and future fiber network with its customers currently including Telenet and Orange Belgium. Telenet may face increased competition from other providers of video services who take advantage of the wholesale access and may be able to offer triple- and quad-play services. For more information on wholesale access, see *Regulatory Matters—Belgium* below.
- VM Ireland. VM Ireland delivers HD and 4K video services via its HFC network. Its proprietary Virgin Media Television channels offer exclusive sports, news and entertainment, providing unique content unavailable from competitors. VM Ireland invests in its platform and partnerships to stay competitive against players like Sky, which owns channels such as Sky Sports and Sky News.
- Significant FMC Joint Ventures.

The VMO2 JV's principal competitors for digital television services are Sky and FTA television providers. Other significant competitors are BT and TalkTalk Telecom Group plc (**TalkTalk**), each of which offer triple-play services, IPTV video services and multimedia home gateways. Sky owns the U.K. rights to various entertainment, sports and movie programming. Sky is both a principal competitor and an important supplier of content to the VMO2 JV. Various Sky channels, including *Sky Sports*, are available over Sky's satellite system and our cable networks, as well as via Sky's apps and online players and other television platforms, and some of the channels are available on BT and TalkTalk platforms. The VMO2 JV distributes several basic and premium video channels supplied by Sky. BT is also both a principal competitor and an important supplier of content to the VMO2 JV. In 2023, BT formed a joint venture with Warner Bros. Discovery and launched TNT Sports, which replaced BT Sport and combined the partners' content portfolios, including the 2024 Olympic Games, the English Champion's League, UEFA Europa League and other live sports. TNT Sports is available on the VMO2 JV's cable network as well as its competitors' networks. The VMO2 JV is expanding its broadband network and actively promoting its 4K and HDR ready boxes running on its Horizon 5 platform (marketed as "Virgin TV360") as well as its online streaming service, Virgin TV Go. Customers also have access to an entertainment service, 'Stream', which is an all-in-one streaming box, combining television channels and aggregating third-party subscription services such as *Sky Sports*, Netflix and Disney+. Stream provides personalized viewing recommendations and allows customers to customize their subscription mix, billed through a single account.

The VodafoneZiggo JV competes with KPN in video distribution, offering similar services like IPTV, VoD, DVR, replay and HD channels. KPN also bundles these video services, creating a competitive market for VodafoneZiggo's offerings. *Ziggo Sport*, the VodafoneZiggo JV's sports channel, acquired the exclusive media rights to the UEFA Champions League, the UEFA Europa League and the UEFA Europa Conference League until 2027, bringing the most important European club competitions under one roof for the first time. All games with Dutch teams participating, as well as final games of the leagues, are available exclusively on the *Ziggo Sport* Free app, which is distributed to customers and non-customers, increasing potential sales to non-customers.

## ***Mobile and Telephony Services***

In Belgium, as a major MNO, we are one of the largest mobile providers by subscriptions count. The same applies to the VodafoneZiggo JV in the Netherlands. We also substantially expanded our U.K. mobile business through the VMO2 JV. In the markets where we are an MNO, we continue to deploy additional bandwidth and look to acquire additional spectrum to deliver our wide range of services to our customers and expand our 4G and 5G services. In 2024, we participated in a national spectrum auction in the Netherlands and successfully acquired additional spectrum in the 3.5 gigahertz range. Competition remains significant across each of our markets, especially with the rise in popularity of MVNO players. We offer various calling and data bundle plans and use FMC benefits to cross-sell mobile to our existing fixed customers. Our ability to offer FMC services is a key driver of growth. Furthermore, in order to address lower segments of the market, we operate with ancillary mobile brands, such as BASE (Belgium), giffgaff (U.K.) and Hollandsnieuwe (Netherlands).

The market for fixed-line telephony services is competitive in all of our markets. Changes in market share are driven by the combination of price and quality of services provided and the inclusion of telephony services in bundled offerings. Our fixed-line telephony services compete against the incumbent telecommunications operators. In all of our markets, we also compete with other VoIP operators offering service across broadband lines. In addition, our businesses face competition from other FTTx-based providers or other indirect access providers.

In each of our markets, we face competition with a dominant fixed-line telephony provider, most of which also have competitive mobile offers based on 4G or 5G services. In Belgium, the key dominant telephony providers is Proximus. Proximus is also the largest mobile operator based on number of SIM cards. Proximus also includes its mobile products in bundles with fixed-line services. Moreover, there is a fundamental shift in customer preference towards mobile and OTT. As a result, we expect our fixed telephony user base to continue its decline in favor of mobile connectivity and OTT services.

## **Human Capital Resources**

As of December 31, 2024, our consolidated subsidiaries had an aggregate of approximately 6,820 full-time equivalent employees, including approximately 3,750 in Belgium, 1,370 in the U.K., 945 in the Republic of Ireland, 410 in the Netherlands, 245 in Slovakia and 100 in the U.S. With respect to our significant nonconsolidated joint ventures, the VMO2 JV employs approximately 15,750 people and the VodafoneZiggo JV employs approximately 6,150 people. None of the above figures include contractors or temporary employees.

A majority of our European employees are represented by workers councils. We strive to maintain a positive relationship with all of our employees, as well as the workers councils representing them, where applicable. There have been no significant interruptions of our operations in recent years due to labor disputes.

In challenging our employees to achieve their full potential, become purposeful leaders and to *Grow With Us*, we commit significant resources and make ongoing investments toward the development of our employees' leadership skills. Our skills development offerings cover key talent communities - from graduates and apprentices, to people managers, emerging leaders and senior leaders. Such programs include our Finance, Technology, CyberSecurity and People graduate schemes that thrust new graduates into our fast-paced and dynamic business model, giving them immediate real-world experience along with structured support from the company, so that each graduate exits their program prepared to be a leader of tomorrow. Liberty Global also aims to prepare its future senior leadership through its *Fast Forward* program, a year-long program in which high performing individuals are trained and challenged to become Liberty Global's leaders of tomorrow. We invest significantly in our employees because we recognize that when each employee is supported and given the opportunity to succeed, our company flourishes.

We are fostering a culture where every individual is valued and respected, contributing to a positive impact on one another and our communities. Through connections formed daily, we strive to create a sense of belonging for all. The importance of diversity, equity and inclusivity extends beyond our employees' experience and performance; it influences talent acquisition and retention and strengthens our ties to the communities where we live and operate. In 2024, our commitment to Diversity, Equity & Inclusion (**DE&I**) continued to evolve. Our DE&I Council, comprised of our chief executive officer (**CEO**) and 19 executive representatives, meets regularly to discuss company strategies, initiatives and policies related to DE&I. The council advises on our DE&I strategy, monitors progress against our ambitions and facilitates the exchange of best practices across our organization. The People, Planet, Progress committee of our board of directors provides guidance to our DE&I Council from time to time.

While conducting our annual DE&I survey in 2024, we sought feedback from our employees through listening forums, which informed our strategic plans based on the insights gained. Our DE&I program has progressed through close collaboration across all of our business sectors, resulting in specific goals for gender representation. Central to our efforts is measuring the sentiment of individuals who feel authentic in the workplace daily. Each business unit has identified priorities that contribute to our overarching goal of fostering innovation, collaboration and overall organizational performance. Our commitment to hiring the best candidates remains unwavering, and we continuously look to optimize roles through natural turnover, track progress through employee dashboards and refine our process in quarterly business review meetings.

Collaboration with our Employee Resource Groups (**ERGs**), focusing on various aspects of diversity, has been integral to our DE&I efforts. With 22 ERGs globally, we co-create initiatives for strategic cultural change. Working with our ERGs, we have delivered five ‘Empower Hours’, centered around specific days in our diversity calendar, to educate, engage and empower each other to take meaningful action. Additionally, we carried out a global leadership reverse mentoring pilot with our race and ethnicity ERG, in which the members of the ERG led the programming and acted as mentors to the participants. This reverse mentoring pilot took place with senior leaders from across our company and is expected to be implemented more broadly in the coming years. Our involvement in the Valuable 500, a global movement putting disability on the business leadership agenda, and the disability confident scheme in the U.K., emphasizes our commitment to disability inclusion. Inclusive Employers, a leading membership organization, supports our efforts through consultancy, training and thought leadership. Achieving silver status in the Inclusive Employers standard and receiving commendation for our Belonging communication campaign demonstrates our progress in this area.

The VMO2 JV and VodafoneZiggo JV, along with VM Ireland, also have their own ERGs to provide support for their local employees and to complement Liberty Global’s broader DE&I strategy and initiatives. In addition, our DE&I Council has worked diligently to prepare concrete, attainable initiatives to further our collective DE&I strategy. Such initiatives are also measurable, which allows us to track our progress.

To help eliminate potential bias in our hiring practices, we implemented inclusive hiring manager training, ensured diverse interview panels and have begun to use artificial intelligence to help eliminate gender-biased language in job descriptions. We broadened our talent pool through a refreshed external proposition, conscious advertising and internal transparency. Our company policy reviews aim to create a more equitable, accessible and inclusive working environment.

In 2023, we launched our “Youth Council”, consisting of 12 Gen Z and under-35 members that serve as an advisory body to our executive leadership team, signifying our commitment to harnessing youth culture and future-proofing our strategy. The council actively contributes across our customer propositions and experiences, sustainability and the future of work.

We also conduct compulsory anti-bullying, anti-discrimination and anti-harassment training for all of our employees in line with our Anti-Discrimination, Harassment and Bullying policy and engage in small-group, impactful conversations, centering on discrimination and harassment in the workplace. Our venture capital arm has committed approximately \$13 million to investing in start-up companies, including through our partners, Avesta Capital, Colorado Impact Fund and Helena, that make a positive impact on society. These companies, such as Blue Studios, Kiira Health, BoxPower, Harvest Thermal and Sunny Day Fund are specifically focused on socially conscious business practices, such as tackling economic and social inequity, as well as climate change. Liberty Global prides itself on the achievements it has made with respect to DE&I, but it recognizes that there is much work still to be done, and that to grow as a company, we must invest in our people so that they can be themselves at work every day.

Our compensation program is key to our company’s success and incentivizes our management team to execute our financial and operational goals. We concentrate on attracting, retaining and motivating talented executives who can be responsive to new and different opportunities for our company and thereby create value for our customers and shareholders. The primary goals of our executive compensation program are to motivate our executives to maximize their contributions to the company’s success, attract and retain the best leaders for our business and to align our executives’ interests with creating shareholder value.

At Liberty Global, we are committed to the health and safety of our employees and visitors to our sites, and we ensure compliance with all relevant national health and safety regulations. For employees, we currently utilize a hybrid work program. We have also made available a series of well-being resources based on a four-pronged strategy focused on the mental, physical, social and financial aspects of health and well-being. Included in this strategy, among other things, is access to group training sessions, private work-out facilities, bicycle reimbursement plans, in-office flu vaccinations and private check-up visits.

We measure employee engagement quarterly against external benchmarks defined by a leading human resources consultant. We perform in line with global industry benchmarks and exceed benchmarks set by high performing organizations

in areas such as inclusion, well-being, manager support and senior leadership communication. The high performing comparison group is comprised of organizations with strong financial performance and superior human resource practices, representing the gold standard for employee engagement. Survey results are owned by managers and executives, who are accountable for formulating action plans. In addition, we gather qualitative and quantitative insights with methods such as shorter-term pulse surveys and narrower focus groups. This approach informs decision making across key employee focus areas, including for example, well-being, work-from-home opportunities and skills development.

Additional information on our workforce and our commitment to our employees is made available in Liberty Global's Annual Corporate Responsibility Report, which we expect to be published on our website during the second half of 2025. The contents of this report are not incorporated by reference herein.

## Regulatory Matters

### *Overview*

Broadband internet, video distribution, fixed-line telephony and mobile businesses are regulated in each of the countries in which we operate. The scope of regulation varies from country to country, although in some significant respects, regulation in E.U. markets is harmonized under the regulatory structure of the E.U.

Of the six countries in our footprint, five are part of the E.U.: the Republic of Ireland, the Netherlands (nonconsolidated joint venture), Belgium, Luxembourg and Slovakia. Our other operations are in the U.K. (nonconsolidated joint venture), which generally enacts rules similar to that of the E.U.

The U.K. formally left the E.U. on January 31, 2020, commonly referred to as "**Brexit**". On December 24, 2020, the U.K. and the E.U. reached the "Trade and Cooperation Agreement", referred to as the "**E.U.-U.K. Agreement**". Principles on state aid are also contained in the E.U.-U.K. Agreement to prevent either side from granting unfair subsidies and to provide a dispute settlement mechanism to ensure businesses from the E.U. and the U.K. compete on a level playing field. In the telecommunications sector, the U.K. and the E.U. have agreed to maintain the existing levels of liberalization in their markets, including standard provisions on authorizations, access to and use of telecoms networks, interconnection, fair and transparent regulation and the allocation of scarce resources. The E.U.-U.K. Agreement contains measures to encourage cooperation and promote fair and transparent rates for international mobile roaming. However, the U.K. previously introduced a number of measures aimed at providing safeguards for consumers, which continue to apply. Such measures include limits on the amount that customers can be charged for using mobile data abroad before having to opt in if they wish to use more data and alert warnings as customers reach various milestones in their data allowances. Additionally, the Northern Irish Protocol regulates the relationship between Northern Ireland and the Republic of Ireland, ensuring that no hard border is placed between the two, as well as keeping Northern Ireland inside the E.U. single market. The Northern Irish Protocol, while not material to our or the VMO2 JV's operations, affects the movement of CPE and installation personnel between Northern Ireland and the Republic of Ireland.

### *Sector Regulations*

The European Electronic Communications Code (the **Code**) is the primary source of regulation governing our E.U. operations. The Code has been transposed by all of the Member States in our footprint into their respective national laws and will be reviewed by the Commission in 2025. The U.K. has also largely transposed the Code into its national laws.

The Code primarily seeks to develop open markets for communication services within Europe. It harmonizes the rules within the E.U. establishing and operating electronic communication networks, including cable television and traditional telephony networks, and offering electronic communication services, such as telephony (including OTT services), internet and, to some degree, television services.

Certain key provisions of the Code that are most applicable to our operations include:

- **Significant Market Power.** Specific obligations imposed by National Regulatory Authorities (**NRAs**) in E.U. Member States apply to service providers deemed to have Significant Market Power (**SMP**) in a relevant market. For purposes of the Code, a service provider has SMP where it enjoys a position of significant economic strength, affording it the power to behave independently of competitors, customers and consumers to an appreciable extent.

If a service provider is found to have SMP in any particular market, the applicable NRA must impose certain conditions on that service provider. We have been found to have SMP in certain of our markets, and further findings of

SMP are possible, which may negatively impact our business. However, across our footprint, we have noticed a tendency of NRAs towards deregulation, with only a few markets currently being subject to this type of regulation. The U.K. has a similar system, with the applicable NRA assessing markets on a forward-looking basis to determine SMP.

- Must-Carry Obligations. Member States may impose reasonable must-carry obligations on certain service providers in their jurisdiction. Such obligations must be based on clearly defined general interest objectives, be proportionate and transparent and be subject to periodic review. The U.K. has a regulatory system that reflects these principles. We are subject to must-carry regulations in all our markets, and we do not expect such obligations to be curtailed in the foreseeable future.

NRAs may, in some cases, impose access obligations on service providers, regardless of whether they have SMP. Under the Code and the E.U. Broadband Cost Reduction Directive, service providers may be required to give access to parts of their passive network infrastructure upon reasonable request if there are significant economic or physical replicability barriers. Requirements to provide access to active infrastructure also exist, but only if a number of additional requirements are met. The Gigabit Infrastructure Act has now been adopted, and when fully in force, will repeal the E.U. Broadband Cost Reduction Directive. The U.K. has a similar system in place.

#### *Net Neutrality, Roaming and Call Termination*

The E.U. has a union-wide net neutrality regime (the **E.U. Net Neutrality Regime**). The regulation allows for specialized services that are optimized for specific content and subjects service providers like Liberty Global's operating companies to reasonable traffic management requirements. The U.K. transposed net neutrality into its national law following Brexit. The U.K. Office of Communications (**Ofcom**) has confirmed a more lenient interpretation of some aspects of net neutrality and indicated that there may be a case for the U.K. Parliament to make substantive revision to the law.

The E.U. Net Neutrality Regime also prohibits retail roaming tariffs and sets wholesale roaming price caps. The E.U. introduced caps on wholesale rates for intra-E.U. calls to bring these in line with applicable wholesale roaming caps. In relation to the U.K., E.U. operators are now free to raise wholesale charges for U.K. operators (and vice-versa) but may choose not to.

Call termination tariffs for SMP providers are set by NRAs, but for the E.U., the Code includes a system of single maximum, E.U.-wide voice termination rates for fixed and mobile. During 2025, all E.U. service providers will be subject to maximum fixed and mobile voice termination rates of €0.07 and €0.20 per minute, respectively. In the U.K., an SMP provider must provide termination on fair and reasonable terms, conditions and charges, which must be no higher than BT's regulated charges unless certain conditions are met. In each country in which we operate, we have been found to have SMP for call termination.

The Gigabit Infrastructure Act will abolish surcharges for intra-E.U. communications, such as SMS, fixed and mobile calls generated from the domestic country to another E.U. country. As of January 1, 2029, operators must apply domestic rates to intra-E.U. communications. Abolishing such surcharges may have an impact on our operations.

#### *Broadcasting and Content Law*

The Audiovisual Media Services Directive (**AVMSD**) governs the activities of broadcasters under E.U. law. Generally, broadcasts originating in, and intended for reception within, an E.U. Member State must respect the laws of the receiving Member State. E.U. Member States must allow broadcast signals of broadcasters established in another E.U. Member State to be freely transmitted within their territory, so long as the broadcaster complies with the law of their home state. When offering third-party VoD services on our network, it is the third-party provider, and not us, that is regulated in respect of these services. The U.K. has a regulatory system that also reflect these principles.

The AVMSD established quotas, applicable to both linear and non-linear services, for the transmission of European-produced programming and programs made by European producers who are independent of broadcasters. Such obligations are applicable to our businesses in the E.U. The U.K. has similar principles.

E.U. Member States may require service providers to contribute financially to the production of European works, including requiring contributions from providers of VoD services established in other territories that target audiences in their jurisdiction. Such obligations are applicable to (or are expected to become applicable to) certain of our businesses.

The European Media Freedom Act (the **EMFA**), which will be applicable from August 8, 2025, aims to ensure media pluralism (i.e., allowing for a plurality of voices, opinions and analyses) across the E.U. and requires Member States to adopt substantive and procedural rules to allow competent authorities to assess media market concentrations that could have a significant impact on media pluralism and editorial independence. Additionally, under the EMFA, we may need to incur hardware replacement costs to allow users to change the device or interface configuration that controls their access to media services, allow users to customize their media offering in accordance with their interests and permit them to visualize the identity of the media service providers.

The European Commission regulations mandate that commercial providers of online content services (including OTT service providers) enable subscribers who are temporarily present in any Member State to access and use online content services in substantially the same manner as in their country of residence. We comply with these content portability requirements.

In the U.K., the VMO2 JV is required to hold individual licenses under the Broadcasting Acts of 1990 and 1996 for any television channels (including barker channels) that it owns or operates and to provide certain other services on its cable television platform, such as electronic program guides. These television licensable content service (**TLCS**) licenses are granted and administered by Ofcom, the U.K.'s NRA. Under these licenses, each covered service must comply with a number of Ofcom codes, including the Broadcasting Code, and with all of Ofcom's directions. Breach of any of the terms of a TLCS license may result in the imposition of fines and, potentially, license revocation.

As a provider of an on-demand program service (**ODPS**), the VMO2 JV must comply with numerous statutory obligations related to "editorial content" and notify Ofcom of its intention to provide an ODPS. Failure to notify Ofcom or comply with the relevant statutory obligations may result in the imposition of fines or, ultimately, a prohibition on providing an ODPS.

### *Technological Regulation*

The E.U. legislature is increasingly imposing additional mandatory requirements regarding energy consumption of the telecommunications equipment we provide. We have been working to lower power consumption of our set-top boxes. Legislation in this area may be adopted that could adversely affect the cost and/or the functionality of our CPE.

Pursuant to an E.U. regulation on standby power (the **Standby Regulation**), many devices are required to have either a low power standby mode or off mode, unless such mode is inappropriate for the intended use of the product. In particular, the Standby Regulation sets, among other things, the maximum power consumption of networked consumer equipment while in the so-called "Networked Standby" or "High Network Availability" modes. All of our CPE devices comply with the requirements of the Standby Regulation.

The E.U.'s Radio Equipment Directive regulates radio equipment held for sale. It sets essential requirements for safety and health, electromagnetic compatibility and the efficient use of the radio spectrum. The list of essential requirements under the Radio Equipment Directive includes certain categories of internet-connected radio equipment such as WiFi-enabled modems and set-top boxes, with manufacturers required to ensure compliance by August 1, 2025. These devices are expected to protect the network from harm, protect the personal data and privacy of the user and of the subscriber and offer users and subscribers fraud protection services.

Prior to Brexit, the U.K. implemented the Standby Regulation and the Radio Equipment Directive into national law.

In the U.K., the Product Security and Telecommunications Infrastructure (Product Security) Act imposes three key requirements on consumer connectable products: strong password protection, information on how to report security issues to the manufacturer and information on the minimum-security update period.

Through the E.U.'s Radio Spectrum Policy Program, certain spectrum has been approved for mobile broadband use. The terms under which this spectrum becomes available varies among the European countries, and certain uses of this spectrum may interfere with services carried on our cable networks.

### *Privacy Regulation*

In January 2017, the European Commission published a proposal for a revised e-Privacy regulation. Negotiations among E.U. Member States are still in process, and we cannot predict the ultimate outcome of these negotiations.

In May 2018, the General Data Protection Regulation (**GDPR**) became effective in the E.U. The GDPR sets strict standards regarding the handling, use and retention of personal data. Organizations that fail to comply face stiff penalties.

Following the U.K.'s withdrawal from the E.U., the U.K., enacted its own version of the E.U. GDPR through the European Union (Withdrawal) Act, the Data Protection, Privacy and Electronic Communications (Amendments etc) (EU Exit) Regulations 2019 (the **U.K. GDPR**). The U.K. GDPR, together with the Data Protection Act of 2018, governs the processing of personal data belonging to individuals located in the U.K., including both citizens and residents, and applies to persons or entities in the U.K. or persons or entities located outside the U.K. who offer products and services to U.K. citizens and residents.

The GDPR applies to the European Economic Area (**EEA**), which includes the E.U. and a number of other countries, but does not include the U.K. When personal data is transferred outside the EEA, special safeguards stemming from the GDPR, such as the adoption of adequacy decisions and the use of standard contractual clauses (**SCCs**), are enforced to ensure that data is transferred in a protected manner. Adequacy decisions indicate which third countries have sufficiently similar data protection laws in place to those provided under the GDPR. Transfers to an "adequate" third country is compared to a transmission of data within the E.U.

On June 28, 2021, the European Commission adopted an adequacy decision for the U.K., as the U.K.'s data protection system is based on the same GDPR rules that were applicable when the U.K. was an E.U. Member State. However, the adequacy decision is subject to a "sunset clause", which establishes the automatic expiration of the decision on June 27, 2025. Before then, the European Commission must evaluate whether the U.K. continues to ensure an adequate level of data protection, and if so, renew the decision for another four years.

The European Commission has adopted an adequacy decision on the E.U.-U.S. Data Privacy Framework, which replaces the Privacy Shield deal which was struck down by the European Court of Justice in July 2020. U.S. companies can join the E.U.-U.S. Data Privacy Framework by committing to comply with a detailed set of privacy obligations. E.U. citizens also have access to a number of redress mechanisms in case their personal data is handled in violation of this framework, including an independent dispute resolution mechanism and a newly created 'Data Protection Review Court'. This framework is subject to periodic review by the European Commission, European data protection authorities and applicable U.S. authorities.

When a data transfer involves a third country that has not been granted an adequacy decision, our operations must use SCCs. The European Commission has made clear that using SCCs does not automatically make an international data transfer GDPR compliant. Instead, the parties must perform "transfer impact assessments" in order to address any possible risks in the data transfer and take supplementary measures. The impact assessment takes into account matters such as the circumstances of the transfer, the nature of the parties, the personal data involved and the laws and practices of the country of destination.

#### *Other Regulations*

In addition to the industry-specific regimes discussed above, our operating companies must comply with a range of both specific and general legislation concerning cybersecurity and consumer protection, among other matters.

With respect to cybersecurity, in 2016, the E.U. adopted a directive on security of network and information systems (**NIS Directive**), which provides legal measures to boost the overall level of cybersecurity in the E.U. Our operations in the E.U. do not fall under the NIS Directive, but a transposition of the Directive in Ireland, Slovakia and the Netherlands has effectively introduced the NIS Directive concepts into those jurisdictions. The successor to the NIS Directive, a directive on measures for a high common level of cybersecurity across the E.U. (**NIS 2 Directive**), was adopted by the E.U. legislature in 2022. E.U. Member States had until October 17, 2024 to transpose the NIS 2 Directive into their national legislation, and each Member State must provide a list of essential and important entities within their jurisdiction by April 2025. In parallel, the European Commission is working on detailed rules on risk mitigation and notification measures.

The E.U. and U.K. have announced restrictions related to so-called "high risk vendors" (**HRVs**) in the telecommunications sector. The E.U. published a "toolbox" of suggested measures for regulating 5G networks, acknowledging the need for a risk assessment of 5G equipment suppliers and the need to adopt mitigating measures by E.U. governments. Some Member States are addressing security concerns by identifying individual HRVs in advance, whose equipment should be excluded or limited for all network operations in the country.

The U.K.'s Telecoms Security Act imposes a security framework on telecommunication providers and gives the U.K. government power to, among other things, direct telecommunication providers to remove HRVs from their networks. Similar legislation has also been adopted in the Netherlands and Belgium.

The Digital Markets Act and the Digital Services Act are now in force in the E.U. While the Digital Markets Act has an immaterial impact on our business, under the Digital Services Act we have additional obligations, including with respect to periodic reporting, content moderation and establishing points of contact with national authorities and customers.

Most of the provisions of the E.U.'s Data Act will become effective in November 2025. Under the Data Act, companies must share personal and non-personal data generated by IoT products with users and third parties, upon the user's request. It also requires companies to share personal and non-personal data with public sector bodies in certain situations, and imposes switching and interoperability requirements on cloud services.

The Corporate Sustainability Reporting Directive (**CSRD**) extends and strengthens the existing rules on non-financial reporting and aims to eventually have the same standards for both sustainability reporting and financial reporting. Companies will have to report on how sustainability issues affect their business, as well as the impact of their activities on people and the environment. The CSRD also aims to simplify the reporting process for companies, providing a single framework for providing information to investors and stakeholders. The first of the reporting requirements relevant to Liberty Global will apply in 2026 (for fiscal year 2025 reporting), with additional reporting requirements coming into effect on a staggered basis until 2029.

Our operating companies are also subject to both national and European level regulations on competition and consumer protection, which are largely regulated under the Code. For example, while our operating companies may offer their services in bundled packages in European markets, they are sometimes not permitted to make a subscription to one service, such as cable television, conditional upon a subscription to another service, such as telephony. They may also face restrictions on the degree to which they may discount certain products included in the bundled packages.

We often undergo close regulatory scrutiny from competition authorities, in particular with respect to proposed business combinations that often require clearance from the European Commission or national competition authorities, which can block, impose conditions on or delay an acquisition, disposition or combination, thus possibly hampering our opportunities for growth. Additional scrutiny is imposed under the national foreign direct investment screening regimes in the U.K. and by some E.U. Member States. Such regimes allow national governments to review and impose conditions on certain transactions involving critical infrastructures, including telecommunications. In the event conditions are imposed and we fail to meet them in a timely manner, the relevant authority or governments may impose fines and, if in connection with a transaction, may require restorative measures, such as a disposition of assets or divestiture of operations.

One such example of potential close regulatory scrutiny is the E.U. Foreign Subsidies Regulation (**FSR**). The FSR aims to prevent foreign subsidies from distorting the E.U. internal market. We may be obligated to file notifications for pre-review when participating in mergers and acquisitions transactions or in public tenders. This could bring further regulatory complexity to our transactions, and failure to comply with these obligations could lead to sanctions.

The U.K.'s Digital Markets, Competition and Consumers Act (the **DMCCA**) will impact merger control, consumer protection, anti-trust rules and digital markets. The DMCCA will enhance the Competition and Market Authority's (**CMA**) enforcement powers in respect of anti-trust investigations as well as consumer protections, putting it on a similar footing to the CMA's anti-trust enforcement powers. The CMA will also be able to designate SMP to firms that possess substantial and entrenched market power in digital activities. The DMCCA intends to introduce new rules on subscription contracts, however, contracts that are regulated by Ofcom are exempt. The VMO2 JV's subscription contracts are unlikely to be in scope of these rules, since they are already subject to pre-existing Ofcom regulations.

### *Belgium*

Telenet has been found to have SMP in the wholesale broadband and the wholesale television distribution markets, obliging it to (i) provide third-party operators with access to the digital television platform (including basic digital video and analog video) and (ii) make available to third-party operators a bitstream offer of broadband internet access, including fixed voice. The Belgian NRA has also imposed monthly wholesale cable resale access prices. These rates are expected to evolve over time due to, among other reasons, broadband capacity usage.

The obligations on Telenet may strengthen its competitors by granting them access to Telenet's fixed network to offer competing products and services, notwithstanding Telenet's substantial investments in developing its high-performing fixed infrastructure. In addition, any access granted to competitors could (i) limit the bandwidth available to Telenet to provide new or expanded products and services to its customers and (ii) adversely impact Telenet's ability to maintain or increase its revenue and cash flows. The extent of any such adverse impacts ultimately will be dependent on the degree to which competitors take

advantage of the access to Telenet's network, the rates that Telenet receives for such access and other competitive factors or market developments.

### *Significant FMC Joint Venture Entities*

#### *United Kingdom*

**One Touch Switching.** New U.K. rules relating to customer switching of fixed line services came into effect in September 2024. These rules enable customers to change providers by simply contacting their new chosen provider, who will manage the transition of service with the old provider. Refinement of the new processes is expected to continue into 2025, so we cannot be sure of the long-term effects of these new rules on the VMO2 JV.

**Telecoms Access Review.** Ofcom will commence a review of the wholesale broadband markets in 2025. This will set the regulatory rules in these markets for the five year period from April 2026, through which Ofcom will seek to design and impose regulatory remedies designed to incentivize competition. BT has previously been designated as having SMP, and any deregulation of BT's SMP's status may have an impact on the VMO2 JV's operations as the challenger to BT.

**Spectrum Annual License Fees (ALFs).** Ofcom has proposed a revised approach to the calculation of ALFs for the 900MHz, 1800MHz and 2100MHz spectrum bands. Under the proposals, the total amount of ALFs paid by all mobile operators, including the VMO2 JV, would be reduced.

#### *Netherlands*

On July 10, 2023, the Netherlands' NRA, the Autoriteit Consument & Markt (ACM), published a draft decision of its analysis of the wholesale fixed access market, concluding that there are five regional markets that are, or tend to be, competitive. On December 12, 2023, the ACM published its final decision to refrain from further regulation of the wholesale local access fixed broadband internet market following review by the European Commission. The ACM found that there is sufficient competition in the telecom market and confirmed its previous position that further regulation of the market is not currently necessary. This decision to deregulate is mainly based on two factors: (i) the approval of KPN's commercial offer in a formal commitment decision by the ACM, which makes KPN's fiber network open to various providers of telecom service and allows them to compete effectively at the retail level, and (ii) the announcements of fiber roll-out plans by network operators that will likely cover all geographic areas of the Netherlands within the next five years.

The ACM also adopted a final decision rejecting YouCa's request for symmetric access to non-replicable network assets of VodafoneZiggo's cable network in Amsterdam, as it was deemed not proportionate.

### **Available Information**

All our filings with the U.S. Securities and Exchange Commission (the SEC), including our Annual Reports on Form 10-K, Quarterly Reports on Form 10-Q and Current Reports on Form 8-K, as well as amendments to such filings, are available on our internet website free of charge generally within 24 hours after we file such material with the SEC. Our website address is [www.libertyglobal.com](http://www.libertyglobal.com). The information on our website is not part of this Annual Report and is not incorporated by reference herein. The SEC also maintains a website address at [www.sec.gov](http://www.sec.gov) that contains reports, proxy and information statements and other information regarding issuers that file electronically with the SEC.

## Item 1A. RISK FACTORS

In addition to the other information contained in this Annual Report, you should consider the following risk factors in evaluating our results of operations, financial condition, business and operations or an investment in the shares of our company.

The risk factors described in this section have been separated into four groups:

- risks that relate to the competition we or our affiliates face and the technology used in our businesses;
- risks that relate to certain financial matters;
- risks that relate to operating in overseas markets and being subject to foreign regulation; and
- other risks, including risks that, among other things, relate to the obstacles that may be faced by anyone who may seek to acquire us.

Although we describe below and elsewhere in this Annual Report the risks we consider to be the most material, there may be other unknown or unpredictable economic, business, competitive, regulatory or other factors that also could have material adverse effects on our results of operations, financial condition, business or operations in the future. In addition, past financial performance may not be a reliable indicator of future performance and historical trends should not be used to anticipate results or trends in future periods.

If any of the events described below, individually or in combination, were to occur, our businesses, prospects, financial condition, results of operations and/or cash flows could be materially adversely affected.

### Factors Relating to Competition and Technology

*We operate in increasingly competitive markets, and there is a risk that we will not be able to effectively compete with other service providers.* The markets for broadband internet, video, telephony and mobile services are highly competitive. In the provision of video services, we face competition from FTA and digital terrestrial television (DTT) broadcasters, video provided via satellite platforms, networks using DSL, VDSL or vectoring technology, multi-channel multi-point distribution system operators, FTTx network operators, OTT video service providers and, in some countries where parts of our systems are overbuilt, cable networks, among others. Our operating businesses are facing increasing competition from video services provided by, or over the networks of, incumbent telecommunications operators and other service providers. As the availability and speed of broadband internet increases, we also face competition from OTT video content providers utilizing our or our competitors' high-speed internet connections. In the provision of telephony and broadband internet services, we are experiencing increasing competition from the incumbent telecommunications operators and other service providers in each country in which we operate, including for both retail and wholesale products and services, as well as providers of mobile voice and data. The incumbent telecommunications operators typically dominate the market for these services and have the advantage of nationwide networks and greater resources than we have to devote to the provision of these services. Many of the incumbent operators offer double-play, triple-play and quad-play bundles of services. In many countries, we also compete with operators using local loop unbundling to provide these services, other facilities-based operators and wireless providers. Developments in DSL as well as investments in FTTx technology by the incumbent telecommunications operators and alternative providers have improved the attractiveness of our competitors' products and services and strengthened their competitive position. Developments in wireless technologies, such as 5G, satellite internet and FWA, are creating additional competitive challenges.

In some of our markets, national and local government agencies may seek to become involved, either directly or indirectly, in the establishment of FTTx networks, DTT systems or other communications systems. While we intend to pursue available options to restrict such involvement or to ensure that such involvement is on commercially reasonable terms, there can be no assurance that we will be successful in these pursuits. As a result, we may face competition from entities not requiring a normal commercial return on their investments. In addition, we may face more vigorous competition than would have been the case if there was no government involvement.

We expect the level and intensity of competition to continue to increase from both existing competitors and the influx of new market entrants as a result of changes in the regulatory framework of the industries in which we operate, as well as strategic alliances and cooperative relationships among industry participants. Increased competition could result in increased customer churn, reductions in customer acquisition rates for some products and services and significant price and promotional competition in our markets. In combination with difficult economic environments, these competitive pressures could adversely impact our ability to increase or maintain the revenue, average revenue per RGU or mobile subscriber, as applicable (ARPU), RGUs, mobile subscribers, Adjusted EBITDA (as defined in note 19 to our consolidated financial statements included in Part II

of this Annual Report on Form 10-K), Adjusted EBITDA margins, liquidity and other financial and operational metrics of our operating segments.

***Changes in technology may limit the competitiveness of and demand for our services.*** Technology in the video, telecommunications and data services industries is changing rapidly, including advances in current technologies and the emergence of new technologies. New technologies, products and services may impact consumer behavior and therefore demand for our products and services. The ability to anticipate changes in technology and consumer tastes and to develop and introduce new and enhanced products and services on a timely basis will affect our ability to continue to grow, increase our revenue and number of subscribers and remain competitive. New products and services, once marketed, may not meet consumer expectations or demand, can be subject to delays in development or may fail to operate as intended. A lack of market acceptance of new products and services that we may offer, or the development of significant competitive products or services by others, could have a material adverse impact on our financial and operational results.

***Our significant property and equipment additions may not generate a positive return.*** Significant additions to our property and equipment are, or in the future may be, required to add or retain customers, upgrade or expand our broadband communications networks and to upgrade CPE to enhance our service offerings and improve the customer experience. Additions to our property and equipment require significant capital expenditures for materials and associated labor costs to build out and/or upgrade our networks, as well as for related CPE. Additionally, significant competition, the introduction of new technologies, the expansion of existing technologies, such as FTTx and advanced DSL technologies, the impact of natural disasters or adverse regulatory developments could cause us to decide to undertake previously unplanned builds or upgrades of our networks and CPE.

No assurance can be given that any newbuilds, rebuilds, acquisitions, upgrades or extensions of our network will increase penetration rates, increase ARPU or otherwise generate positive returns as anticipated, or that we will have adequate capital available to finance such newbuilds, rebuilds, upgrades, acquisitions or extensions. Additionally, costs related to our property and equipment additions could end up being greater than originally anticipated or planned. If this is the case, we may require additional financing sooner than anticipated, we may have to divert funding from other planned projects or we may have to delay or abandon some or all of our development and expansion plans or otherwise forego market opportunities. Additional financing may not be available on favorable terms, if at all, and our ability to incur additional debt on favorable terms or at all will be limited by our debt agreements. If we are unable to, or elect not to, pay for costs associated with adding new customers, expanding, extending or upgrading our networks or making our other planned or unplanned additions to our property and equipment, or are delayed in making such investments, our growth could be limited and our competitive position could be harmed.

***We depend almost exclusively on our relationships with third-party programming providers and broadcasters for programming content, and a failure to acquire a wide selection of popular programming on acceptable terms could adversely affect our business.*** The success of our video subscription business depends, in large part, on our ability to provide a wide selection of popular programming to our subscribers. In general, we do not produce our own content, and we depend on our agreements, relationships and cooperation with public and private broadcasters, global and regional app providers, rights holders and collective rights associations to obtain such content. If we fail to obtain a diverse array of popular programming for our pay video services, including a sufficient selection of non-linear content (such as a selection of attractive VoD content) and rights for ancillary services such as DVR and catch-up or 'Replay' services, on satisfactory terms, we may not be able to offer a compelling video product to our customers at a price they are willing to pay. Additionally, we are frequently negotiating and renegotiating programming agreements and our annual costs for programming can vary. There can be no assurance that we will be able to renegotiate or renew the terms of our programming agreements on acceptable terms, or at all. There has also been a rise in the number of direct-to-consumer offerings from content owners which impacts negotiations and the content, rights available and restrictions imposed on us. Programming and copyright costs represent a significant portion of our operating costs and are subject to price rises in future periods due to various factors, including (i) higher costs associated with the expansion of our digital video content, including rights associated with ancillary product offerings and rights that provide for the broadcast of live sporting events, and (ii) rate increases, including as a result of inflationary pressures.

If we are unable to obtain or retain attractively priced, competitive content, demand for our existing and future video services could decrease, thereby limiting our ability to attract new customers, retain existing customers and/or migrate customers from lower-tier programming to higher-tier programming, thereby inhibiting our ability to execute our business plans. Furthermore, we may be placed at a competitive disadvantage if certain of our competitors obtain exclusive programming rights, particularly with respect to popular sports and movie programming.

***We depend on third-party suppliers and licensors to supply and support necessary equipment, software and certain services required for our businesses.*** We rely on third-party vendors for the equipment, software and services that we require in order to provide services to our customers. Our suppliers often conduct business worldwide and their ability to meet our needs is subject to various risks, including political and economic instability, natural calamities, interruptions in transportation or supply chain systems, terrorism, armed conflict and labor issues. As a result, we may not be able to obtain or update the equipment, software and services required for our businesses on a timely basis or on satisfactory terms. Any shortfall in CPE could lead to delays in completing extensions or upgrades to our networks and in connecting customers to our services and, accordingly, could adversely impact our ability to maintain or increase our RGUs, revenue and cash flows. Also, if demand exceeds the suppliers' and licensors' capacity or if they experience financial or operational difficulties, the ability of our businesses to provide some services may be materially adversely affected, which in turn could affect our businesses' ability to attract and retain customers. Previously, we have experienced certain business disruptions due to the recent worldwide silicon shortage, which has increased, and may continue to increase, the delivery lead times and pricing of certain of our key components. We cannot predict what future disruptions to our business in relation to any further silicon and related component issues. Although we actively monitor the creditworthiness of our key third-party suppliers and licensors, the financial failure of a key third-party supplier or licensor could disrupt our operations and have an adverse impact on our revenue and cash flows. We rely upon intellectual property that is owned or licensed by us to use various technologies, conduct our operations and sell our products and services. Legal challenges could be made against our use of our or our licensed intellectual property rights (such as trademarks, copyright patents and trade secrets) and we may be required to enter into licensing arrangements on unfavorable terms, incur monetary damages or be enjoined from use of the intellectual property rights in question.

***Spectrum cost and availability and regulation may adversely affect our business, financial condition and operating results.*** As we continue to enhance the quality of our services in certain geographic areas and deploy new technologies, including 5G, we may need to acquire additional spectrum in the future. As a result, we will continue to actively seek to make additional investment in spectrum, which could be significant.

The continued interest in, and acquisition of, spectrum by existing carriers and other commercial and governmental entities may reduce our ability to acquire, and increase the acquisition cost of, spectrum in the secondary market or negatively impact our ability to gain access to spectrum through other means, including government auctions. Our return on investment in spectrum depends on our ability to attract additional customers and to provide additional services and usage to existing customers. Additionally, applicable regulatory bodies may not be able to provide sufficient additional spectrum to auction. We may also be unable to secure the spectrum necessary to maintain or enhance our competitive position in auctions or in the secondary market on favorable terms or at all.

Certain regulatory bodies may impose conditions on the acquisition or use of new wireless broadband mobile spectrum that may negatively impact our ability to obtain spectrum economically or in appropriate configurations or coverage areas.

If we cannot acquire sufficient spectrum, if competitors acquire spectrum that allows them to provide competitive services or if we cannot deploy our services over acquired spectrum on a timely basis, without burdensome conditions, at reasonable costs or while maintaining network quality levels, our ability to attract and retain customers and our business, financial condition and operating results could be materially adversely affected.

***Certain of our businesses that offer mobile telephony and data services rely on the radio access networks of third-party wireless network providers to carry our mobile communications traffic.*** Our services to mobile customers in Ireland rely on the use of an MVNO arrangement, currently with Three (Hutchison), whereby we utilize the radio access networks of a third-party wireless network provider to carry our mobile communications traffic. If our MVNO arrangement is terminated, or if Three (Hutchison) fails to provide the services required under our MVNO arrangement, or if it fails to deploy and maintain its network and we are unable to find a replacement network operator on a timely and commercially reasonable basis, or at all, we could be prevented from continuing the mobile services relying on such MVNO arrangement. Additionally, as our MVNO arrangement comes to term, we may not be able to renegotiate renewal or replacement MVNO arrangements on the same or more favorable terms.

***Failure in our or third-party technology or telecommunications systems, leakage of sensitive customer data or security breaches could significantly disrupt our operations, reduce our customer base and result in fines, litigation or lost revenue.*** Our success depends, in part, on the continued and uninterrupted performance of our information technology and network systems, including internet sites, data hosting and processing facilities and other hardware, software and technical applications and platforms, as well as our customer service centers. Some of these are managed, hosted, provided or used by third-party service providers or their vendors, to assist in conducting our business. In addition, the hardware supporting a large number of critical systems for our fixed network in a given country or geographic region may be housed in a relatively small number of locations. Our and our third-party service providers' systems and equipment (including our routers and set-top boxes) are

vulnerable to damage or security breach from a variety of sources, including telecommunications failures, power loss (such as blackouts or brownouts), malicious human acts, security flaws and natural disaster or extreme weather events (including heatwaves, large storms and floods, whether or not arising from short-term or long-term changes in weather patterns). Moreover, despite our security measures, unauthorized parties may gain access to or disrupt our or our third-party service providers' servers, systems and equipment by, among other things, hacking into our servers, systems and equipment or those of our third-party service providers through fraud, computer viruses, worms, phishing, physical or electronic break-ins or burglaries or errors by our or our third-party service providers' employees. We and our third-party service providers may not be able to anticipate or respond in an adequate and timely manner to attempts to obtain unauthorized access to, disable or degrade our or our third-party service providers' systems because the techniques for doing so change frequently, are increasingly complex and sophisticated and are difficult to detect for periods of time. In addition, as discussed further below, the security measures and procedures that we and our third-party service providers have in place to protect personal data and other information may not be sufficient to counter all data security breaches, cyber-attacks or system failures. In some cases, mitigation efforts may depend on third parties who may not deliver products or services that meet the required contractual standards or whose hardware, software or network services may be subject to error, defect, delay or outage.

Through our operations, sales and marketing activities, we collect and store certain customer information. This may include phone numbers, drivers license numbers, contact preferences, personal information stored on electronic devices and payment information, including credit and debit card data. We also gather and retain information about employees in the normal course of business. In certain circumstances, where it is lawful to do so, we may share information about such persons with third-party service providers that assist with certain aspects of our business. Unauthorized parties may attempt to gain access to such data and information directly from us or through those third parties using the same methods described in the prior paragraph. As a result, data and information we gather could be subject to misappropriation, misuse, leakage, falsification or accidental release or loss of information maintained in our information technology systems and networks or those of our third-party service providers, including customer and personnel data. As a result of the increasing awareness concerning the importance of safeguarding personal information, the potential misuse of such information and legislation that has been adopted or is being considered in the U.S. and across some or all of our markets regarding the protection, privacy and security of personal information, information-related risks are increasing, particularly for businesses like ours that handle a large amount of personal data. Failure to comply with these data protection laws may result in, among other consequences, fines, litigation or regulatory actions by applicable authoritative bodies.

Despite the precautions we have taken, unanticipated problems affecting our systems and equipment could cause business disruptions, such as failures in our information technology systems, disruption in the transmission of signals over our networks, unauthorized access to the data and information we gather or similar problems. There can be no assurance that the security measures that we have implemented to protect our systems and data, and to prevent, detect and respond to data security incidents, will be successful. Any disruptive situation that causes loss, misappropriation, misuse or leakage of data could damage our reputation and the credibility of our operating companies and could subject us to potential liability, including litigation or other legal actions against us, the imposition of penalties, fines, fees or liabilities, which may not be covered by our insurance policies, and lost customers or revenue. Our cyber liability insurance (including third-party liability and first-party liability) may not be sufficient to protect against all of our businesses' losses from any future disruptions or breaches of their systems or other events as described above. Also, a cybersecurity breach and the changing cybersecurity landscape could require us to devote significant management resources to address the problems associated with the breach and to expend significant additional resources to upgrade further the security measures we employ to protect customer, employee and other personal information against cyber-attacks and other wrongful attempts to access such information, which could result in a disruption of our operations. This includes additional infrastructure capacity spending to mitigate any system degradation and the reallocation of resources from development activities. To date, other than the non-permitted access of certain legacy Virgin Media databases in February of 2020, we have not been subject to cyberattacks or network disruptions that, individually or in the aggregate, have been material to our operations or financial condition. Although we have not detected another material security breach or cybersecurity incident to date, we have been the target of events of this nature and expect to be subject to similar attacks in the future.

#### **Factors Relating to Certain Financial Matters**

*Our substantial leverage could limit our ability to obtain additional financing and have other adverse effects.* We seek to maintain our debt at levels that provide for attractive equity returns without assuming undue risk. In this regard, we generally seek to cause our operating subsidiaries and joint ventures to maintain their debt at levels that result in a consolidated debt balance that is between four and five times our consolidated Adjusted EBITDA (using consistent currency exchange rates for debt and Adjusted EBITDA). As a result, we are highly leveraged. At December 31, 2024, the outstanding principal amount of our consolidated debt, together with our finance lease obligations, aggregated \$9.2 billion, including \$0.9 billion that is classified as current on our consolidated balance sheet and \$2.4 billion that is not due until 2029 or thereafter. We believe that

we have sufficient resources to repay or refinance the current portion of our debt and finance lease obligations and to fund our foreseeable liquidity requirements during the next 12 months. However, as the amount of debt that is maturing increases in later years, we anticipate that we will seek to refinance or otherwise extend our debt maturities. As a result of unfavorable geopolitical conditions in 2024, credit markets were not offering attractive terms for issuance and thus we did not complete any refinancing transactions on our consolidated businesses. No assurance can be given that we will be able to complete these refinancing transactions or otherwise extend our debt maturities. In this regard, it is not possible to predict how political and economic conditions, sovereign debt concerns or any adverse regulatory developments could impact the credit and equity markets we access and, accordingly, our future liquidity and financial position.

Our ability to service or refinance our debt and to maintain compliance with the leverage covenants in the credit agreements and indentures of our borrowing groups is dependent primarily on our ability to maintain or increase the Adjusted EBITDA of our operating subsidiaries and joint ventures and to achieve adequate returns on our property and equipment additions and acquisitions. In addition, our ability to obtain additional debt financing is limited by the incurrence-based leverage covenants contained in the various debt instruments of our borrowing groups. For example, if the Adjusted EBITDA of one of our borrowing groups were to decline, our ability to obtain additional debt could be limited. Accordingly, if our cash provided by operations declines or we encounter other material liquidity requirements, we may be required to seek additional debt or equity financing in order to meet our debt obligations and other liquidity requirements as they come due. In addition, our current debt levels may limit our ability to incur additional debt financing to fund working capital needs, acquisitions, property and equipment additions or other general corporate requirements. We can give no assurance that any additional debt or equity financing will be available on terms that are as favorable as the terms of our existing debt, or at all. Further, our board of directors has approved a share repurchase program for Liberty Global in 2025. Any cash used by our company in connection with any future repurchases of our common shares would not be available for other purposes, including the repayment of debt. For additional information concerning our share repurchase programs, see note 14 to our consolidated financial statements included in Part II of this Annual Report on Form 10-K.

***Certain of our subsidiaries and joint ventures are subject to various debt instruments that contain restrictions on how we finance our operations and operate our businesses, which could impede our ability to engage in beneficial transactions.*** Certain of our subsidiaries and joint ventures are subject to significant financial and operating restrictions contained in outstanding credit agreements, indentures and similar instruments of indebtedness. These restrictions will affect, and in some cases significantly limit or prohibit, among other things, the ability of those subsidiaries and joint ventures to:

- incur or guarantee additional indebtedness;
- pay dividends or make other upstream distributions;
- make investments;
- transfer, sell or dispose of certain assets, including subsidiary stock;
- merge or consolidate with other entities;
- engage in transactions with us or other affiliates; or
- create liens on their assets.

As a result of the restrictions contained in these debt instruments, the companies party thereto, and their subsidiaries, could be unable to obtain additional capital in the future to:

- fund property and equipment additions or acquisitions that could improve their value;
- meet their loan and capital commitments to their business affiliates;
- invest in companies in which they would otherwise invest;
- fund any operating losses or future development of their business affiliates;
- obtain lower borrowing costs that are available from secured lenders or engage in advantageous transactions that monetize their assets; or
- conduct other necessary or prudent corporate activities.

In addition, most of the credit agreements to which these subsidiaries and joint ventures are parties include financial covenants that require them, in certain circumstances, to maintain certain leverage ratios if the drawings under the applicable

revolving credit facility exceed a certain percentage of the commitments under such revolving credit facility. Their ability to meet these financial covenants may be affected by adverse economic, competitive or regulatory developments and other events beyond their control, and we cannot assure you that these financial covenants will be met. In the event of a default under such subsidiaries' and joint ventures' credit agreements or indentures, the lenders or bondholders, as applicable, may accelerate the maturity of the indebtedness under those agreements or indentures, which could result in a default under other outstanding credit facilities or indentures. We cannot be certain that any of these subsidiaries or joint ventures will have sufficient assets to repay indebtedness outstanding under their credit agreements and indentures. Any refinancing of this indebtedness is likely to contain similar restrictive covenants.

***We are exposed to interest rate risks. Shifts in such rates may adversely affect the debt service obligations of our subsidiaries and joint ventures.*** We are exposed to the risk of fluctuations in interest rates, primarily through the credit facilities of certain of our subsidiaries and joint ventures, which are indexed to EURIBOR, the Secured Overnight Financing Rate (SOFR), the Term Secured Overnight Financing Rate (Term SOFR), the Sterling Overnight Index Average (SONIA) or other base rates. Although we enter into various derivative transactions to manage exposure to movements in interest rates, there can be no assurance that we will be able to continue to do so at a reasonable cost, or at all. If we are unable to effectively manage our interest rate exposure through derivative transactions, any increase in market interest rates would increase our interest rate exposure and debt service obligations, which would exacerbate the risks associated with our leveraged capital structure.

There have been significant changes in the benchmark interest rates used to set floating rates on our debt and derivative instruments. ICE Benchmark Administration (the entity that administers LIBOR) ceased to publish GBP LIBOR rates after December 31, 2021, and it ceased to publish USD LIBOR rates after June 30, 2023. The methodology for EURIBOR has been reformed and EURIBOR has been granted regulatory approval to continue to be used.

We have agreed amendments in respect of all of our debt and derivative instruments to replace the ceased rates. For USD, these reference SOFR administered by the Federal Reserve Bank of New York or Term SOFR administered by CME Group Benchmark Administration Limited. For GBP, these reference SONIA administered by the Bank of England.

***We are subject to increasing operating costs and inflation risks, which may adversely affect our results of operations.*** While our operations attempt to increase our subscription rates to offset increases in programming, inputs and operating costs, there is no assurance that they will be able to do so. In certain countries in which we operate, our ability to increase subscription rates is subject to regulatory controls. Also, our ability to increase subscription rates may be constrained by competitive pressures. Therefore, programming, inputs and operating costs may rise faster than associated revenue, resulting in a material negative impact on our cash flows and net earnings or loss. We are also impacted by inflationary pressures, which remain elevated, in salaries, wages, benefits, regulatory, energy and other administrative costs in certain of our markets as a result of, among other things, the ongoing invasion of Ukraine by Russia and the ongoing conflicts in the Middle East.

***Continuing uncertainties and challenging conditions in the global economy and in the countries in which we operate may adversely impact our business, financial condition and results of operations.*** The current macroeconomic environment is highly volatile, with continued instability in global markets, including ongoing trade negotiations, uncertainty over inflation and interest rates, energy price fluctuations, continued escalation in geopolitical tensions having all contributed to a challenging global economic environment. Future developments are dependent upon a number of political and economic factors, including the higher borrowing levels by countries around the world and the potential for lower growth expectations, changing global interest rates, trade protection policies and continued inflationary pressures. As a result, we cannot predict how long challenging conditions will exist or the extent to which the markets in which we operate may deteriorate. Additional risks arising from the ongoing economic challenges in Europe are described below under the Risk Factor titled: *We are exposed to sovereign debt and currency instability risks that could have an adverse impact on our liquidity, financial condition and cash flows.*

Unfavorable economic conditions, including the current cost-of-living crises in many of the countries in which we operate, may impact a significant number of our subscribers and/or the prices we are able to charge for our products and services and, as a result, it may be (i) more difficult for us to attract new subscribers and maintain current subscribers, (ii) more likely that subscribers will downgrade or disconnect their services and (iii) more difficult for us to maintain ARPUs at existing levels. Countries may also seek new or increased revenue sources due to fiscal deficits. Such actions may further adversely affect our company and our joint ventures. Accordingly, our ability to increase or maintain, the revenue, ARPUs, RGUs, mobile subscribers, Adjusted EBITDA, margins and liquidity of our operating segments could be adversely affected if the macroeconomic environment remains uncertain or declines further. We are currently unable to predict the extent of any of these potential adverse effects.

***We are exposed to sovereign debt and currency instability risks that could have an adverse impact on our liquidity, financial condition and cash flows.*** Our operations are subject to macroeconomic and political risks that are outside of our control. For example, high levels of sovereign debt in the U.S. and several countries in which we or our affiliates operate could potentially lead to additional fiscal reforms (including austerity measures), tax increases, sovereign debt restructurings, high corporate default rates, currency instability, increased counterparty credit risk, high levels of volatility and disruptions in the credit and equity markets, as well as other outcomes that might adversely impact our company. With regard to currency instability issues, concerns exist in the Eurozone with respect to individual macro-fundamentals on a country-by-country basis, as well as with respect to the overall stability of the European monetary union and the suitability of a single currency to appropriately deal with specific fiscal management and sovereign debt issues in individual Eurozone countries. The realization of these concerns could lead to the exit of one or more countries from the European monetary union and the re-introduction of individual currencies in these countries, or, in more extreme circumstances, the possible dissolution of the European monetary union entirely, which could result in the redenomination of a portion or, in the extreme case, all of our euro-denominated assets, liabilities and cash flows to the new currency of the country in which they originated. This could result in a mismatch in the currencies of our assets, liabilities and cash flows. Any such mismatch, together with the capital market disruption that would likely accompany any such redenomination event, could have a material adverse impact on our liquidity and financial condition. Furthermore, any redenomination event would likely be accompanied by significant economic dislocation, particularly within the Eurozone countries, which in turn could have an adverse impact on demand for our products and services, and accordingly, on our revenue and cash flows. Moreover, any changes from euro to non-euro currencies within the countries in which we operate would require us to modify our billing and other financial systems. No assurance can be given that any required modifications could be made within a time frame that would allow us to timely bill our customers or prepare and file required financial reports. In light of the significant exposure that we have to the euro through our euro-denominated borrowings, derivative instruments, cash balances and cash flows, a redenomination event could have a material adverse impact on our company.

***We may not freely access the cash of our operating companies.*** Our operations are conducted through our subsidiaries and joint ventures. Our current sources of corporate liquidity include (i) our cash and cash equivalents, (ii) investments held under separately-managed accounts (SMAs) and the levered structure note and (iii) interest and dividend income received on our cash and cash equivalents and investments. From time to time, we also receive (a) proceeds in the form of distributions or loan repayments from our subsidiaries, joint ventures or affiliates, (b) proceeds upon the disposition of investments and other assets and (c) proceeds in connection with the incurrence of debt or the issuance of equity securities. The ability of our operating subsidiaries and joint ventures to pay dividends or to make other payments or advances to us depends on their individual operating results and any statutory, regulatory or contractual restrictions to which they may be or may become subject and in some cases our receipt of such payments or advances may be limited due to tax considerations or the presence of noncontrolling interests. Most of our operating subsidiaries and joint ventures are subject to credit agreements or indentures that restrict sales of assets and prohibit or limit the payment of dividends or the making of distributions, loans or advances to shareholders and partners, including us. In addition, because these subsidiaries and joint ventures are separate and distinct legal entities they have no obligation to provide us funds for payment obligations, whether by dividends, distributions, loans or other payments.

***We are exposed to the risk of default by the counterparties to our cash and short-term investments, derivative and other financial instruments and undrawn debt facilities.*** Although we seek to manage the credit risks associated with our cash and short-term investments, derivative and other financial instruments and undrawn debt facilities, we are exposed to the risk that our counterparties will default on their obligations to us. While we regularly review our credit exposures and currently have no specific concerns about the creditworthiness of any counterparty for which we have material credit risk exposures, we cannot rule out the possibility that one or more of our counterparties could fail or otherwise be unable to meet its obligations to us. Any such instance of default or failure could have an adverse effect on our cash flows, results of operations, financial condition and/or liquidity. In this regard, (i) we may incur losses to the extent that we are unable to recover debts owed to us, including cash deposited and the value of financial losses, (ii) we may incur significant costs to recover amounts owed to us, and such recovery may take a long period of time or may not be possible at all, (iii) our derivative liabilities may be accelerated by the default of our counterparty, (iv) we may be exposed to financial risks as a result of the termination of affected derivative contracts, and it may be costly or impossible to replace such contracts or otherwise mitigate such risks, (v) amounts available under committed credit facilities may be reduced and (vi) disruption to the credit markets could adversely impact our ability to access debt financing on favorable terms, or at all.

At December 31, 2024, our exposure to counterparty credit risk included (i) cash and cash equivalents, restricted cash and investments held under SMAs of \$2.2 billion, (ii) aggregate undrawn debt facilities of \$728.5 million and (iii) derivative assets with an aggregate fair value of \$442.4 million. For additional information regarding our investments held under SMAs, derivative instruments and debt, see notes 7, 8 and 11, respectively, to our consolidated financial statements included in Part II of this Annual Report on Form 10-K.

***We may not report net earnings.*** We reported earnings (loss) from continuing operations of \$1,869.1 million, (\$3,659.1 million) and \$771.7 million during 2024, 2023 and 2022, respectively. In light of our historical financial performance, we cannot be certain that we will report net earnings in the near future.

### **Factors Relating to Operations and Regulation**

***Our businesses are conducted almost exclusively outside of the U.S., which gives rise to numerous operational risks.*** Our businesses operate almost exclusively in countries outside of the U.S. and are subject to the following inherent risks:

- fluctuations in foreign currency exchange rates;
- difficulties in staffing and managing international operations;
- potentially adverse tax consequences;
- export and import restrictions, custom duties, tariffs and other trade barriers;
- increases in taxes and governmental fees;
- economic and political instability; and
- changes in foreign and domestic laws and policies that govern operations of foreign-based companies.

Operational risks that we may experience in certain countries include disruptions of services or loss of property or equipment that are critical to overseas businesses due to expropriation, nationalization, war, insurrection, terrorism or general social or political unrest.

***We are exposed to foreign currency exchange rate risk.*** We are exposed to foreign currency exchange rate risk with respect to our debt in situations where our debt is denominated in a currency other than the functional currency of the operations or assets whose cash flows support our ability to repay or refinance such debt. Although we generally match the denomination of our and our subsidiaries' borrowings with the functional currency of the operations or assets that are supporting the respective borrowings, market conditions or other factors may cause us to enter into borrowing arrangements that are not denominated in the functional currency of the underlying operations (unmatched debt). In these cases, our policy is to provide for an economic hedge against foreign currency exchange rate movements by using derivative instruments to synthetically convert unmatched debt into the applicable underlying currency. At December 31, 2024, substantially all of our debt was either directly or synthetically matched to the applicable functional currencies of the underlying operations.

We are also exposed to foreign currency exchange rate risk with respect to our cash and cash equivalents and investments held under SMAs. A substantial portion of our cash and cash equivalents is held in U.S. dollars, but we hold balances in other currencies reflecting the operational and strategic needs of the company. The investments held under SMAs are generally in U.S. dollars, and any instruments denominated in a foreign currency are generally hedged back to the U.S. dollar.

In addition, we are exposed to foreign currency risk to the extent that we enter into transactions denominated in currencies other than our or our subsidiaries' respective functional currencies (non-functional currency risk), such as equipment purchases, programming contracts, notes payable and notes receivable (including intercompany amounts). Changes in exchange rates with respect to amounts recorded on our consolidated balance sheets related to these items will result in unrealized (based upon period-end exchange rates) or realized foreign currency transaction gains or losses upon settlement of the transactions. Moreover, to the extent that our revenue, costs and expenses are denominated in currencies other than our respective functional currencies, we will experience fluctuations in our revenue, costs and expenses solely as a result of changes in foreign currency exchange rates. Generally, we will consider hedging non-functional currency risks when the risks arise from agreements with third parties that involve the future payment or receipt of cash or other monetary items to the extent that we can reasonably predict the timing and amount of such payments or receipts and the payments or receipts are not otherwise hedged. In this regard, we have entered into foreign currency forward contracts to hedge certain of these risks. For additional information concerning our foreign currency forward contracts, see note 8 to our consolidated financial statements included in Part II of this Annual Report on Form 10-K.

We are also exposed to unfavorable and potentially volatile fluctuations of the U.S. dollar (our reporting currency) against the currencies of our operating subsidiaries when their respective financial statements are translated into U.S. dollars for inclusion in our consolidated financial statements. Cumulative translation adjustments are recorded in accumulated other comprehensive earnings or loss as a separate component of equity. Any increase (decrease) in the value of the U.S. dollar against any foreign currency that is the functional currency of one of our operating subsidiaries will cause us to experience

unrealized foreign currency translation losses (gains) with respect to amounts already invested in such foreign currencies. Accordingly, we may experience a negative impact on our comprehensive earnings or loss and equity with respect to our holdings solely as a result of foreign currency translation. Our primary exposure to foreign currency translation risk during the three months ended December 31, 2024 for our continuing operations was to the euro, as substantially all of our reported revenue during the period was derived from subsidiaries whose functional currencies are the euro. In addition, our reported operating results are impacted by changes in the exchange rates for other local currencies in Europe. We do not hedge against the risk that we may incur non-cash losses upon the translation of the financial statements of our subsidiaries and affiliates into U.S. dollars.

***Our businesses are subject to risks of adverse regulation.*** Our businesses are subject to the regulatory regimes of the countries in which they operate. Broadband internet, video distribution, telephony and mobile services are subject to licensing or registration eligibility rules and regulations, which vary by country. Countries in which we operate may adopt laws and regulations regarding electronic commerce or electromagnetic radiation mitigation measures, which could dampen the growth of the broadband or mobile services being offered and developed by our businesses. In a number of countries, our ability to increase prices for or change our services, including the programming packages we offer, is limited by regulation or conditions imposed by competition authorities, is subject to review by regulatory authorities or is subject to termination rights of customers. More significantly, regulatory authorities may require us, particularly if we are deemed to possess SMP or there are significant economic or physical replicability barriers, to grant third parties access to our networks, facilities or services to distribute their own services or resell our services to end customers. Consequently, our businesses must adapt their ownership and organizational structures as well as their pricing and service offerings to satisfy the rules and regulations to which they are subject. A failure to comply with applicable rules and regulations could result in penalties, restrictions on our business, loss of required licenses or other adverse conditions.

Adverse changes in rules and regulations could:

- impair our ability to use our networks in ways that would generate optimal financial results;
- create a shortage of capacity on our networks, which could limit the types and variety of services we seek to provide our customers;
- impact our ability to access spectrum for our mobile services;
- strengthen our competitors by granting them access and lowering their costs to enter into our markets; and
- significantly and adversely impact our results of operations.

Businesses, including ours, that offer multiple services, such as video distribution as well as broadband, telephony, and/or mobile services, or that are vertically integrated and offer both video distribution and programming content, often face close regulatory scrutiny from competition authorities. This is particularly the case with respect to any proposed business combinations that often require clearance from the European Commission or national competition authorities, which can block, impose conditions on or delay an acquisition, thus possibly hampering our opportunities for growth. Additional scrutiny is also imposed under the national foreign direct investment screening regimes recently adopted by the U.K. and some E.U. Member States, which allow national governments to review and impose conditions on certain transactions involving critical infrastructures such as telecommunications. In the event conditions are imposed and we fail to meet them in a timely manner, the relevant authority or governments may impose fines and, if in connection with a transaction, may require restorative measures, such as a disposition of certain assets or operations.

For information on certain other regulatory developments that could adversely impact our results of operations in future periods, see *Legal and Regulatory Proceedings and Other Contingencies* in note 18 to our consolidated financial statements included in Part II of this Annual Report on Form 10-K.

***New and existing legislation, and interpretations thereof, may significantly alter the regulatory regimes applicable to us, which could adversely affect our competitive position and profitability, and we may become subject to more extensive regulation, particularly if we are deemed to possess SMP in any of the markets in which we operate.*** Significant changes to the existing regulatory regimes applicable to the provision of broadband, video, telephony and mobile services have been and are still being introduced. For example, in the E.U., the Code is the primary source of communications regulation affecting our E.U. businesses, including access, user and privacy rights, video must-carry services and our competitive activities. The U.K. has a system that largely reflects the principles of the E.U. In addition, we are subject to regular review by national regulatory authorities in the E.U. and the U.K. concerning whether we exhibit SMP. A finding of SMP can result in our company becoming subject to open access, pricing and other requirements that could potentially advantage our competitors. This has

resulted, for example, in obligations with respect to call termination for our telephony business in Europe and video and broadband internet access obligations in Belgium.

If any laws, regulations or rules are enacted or interpreted so as to expand the regulation of our products and services or our disclosure obligations, this could affect our operations or require significant expenditures. We cannot predict future developments in these areas, and any changes to the regulatory framework for our products and services or our disclosure obligations could have a negative impact on our business and results of operations.

***The U.K.'s departure from the E.U. could have a material adverse effect on our business, financial condition, results of operations or liquidity.*** The U.K. formally exited the E.U. on January 31, 2020, and on December 24, 2020, entered into the E.U.-U.K. Agreement. For more information regarding the E.U.-U.K. Agreement, see the Item 1. *Business - Regulatory Matters - Overview* discussion above. Examples of the potential impact Brexit has had, and may continue to have, on our business, financial condition or results of operations include:

- changes in foreign currency exchange rates and disruptions in the capital markets. For example, a sustained period of weakness in the British pound sterling or the euro could have an adverse impact on our liquidity, including our ability to fund repurchases of our equity securities and other U.S. dollar-denominated liquidity requirements;
- shortages of labor necessary to conduct our business;
- disruption to our U.K. supply chain and related increased cost of supplies;
- a weakened U.K. economy resulting in decreased consumer demand for our products and services in the U.K.;
- legal uncertainty, increased compliance costs and potentially divergent national laws and regulations, as the U.K. determines which E.U. laws and directives to replace or replicate, or where previously implemented by enactment of U.K. laws or regulations, to retain, amend or repeal; and
- various geopolitical forces that may impact the global economy and our business, including, for example, other E.U. Member States (in particular those Member States where we have operations) proposing referendums to, or electing to, exit the E.U.

***We cannot be certain that we will be successful with respect to acquisitions, dispositions, joint ventures, partnerships or other similar transactions, or that we will achieve the anticipated benefits thereof.*** Historically, our businesses have grown, in part, through selective acquisitions that enabled them to take advantage of existing networks, local service offerings and region-specific management expertise, and we have also taken advantage of attractive opportunities to sell select businesses and partner with others. We expect that we will continue improving our company through attractive acquisitions, dispositions, joint ventures, partnerships or other similar transactions in select markets, such as, the sale of UPC Poland in April 2022, the Telenet Tower Sale in June 2022, the Telenet Takeover Bid in October 2023, the Spin-off of Sunrise in November 2024 and the purchase of a controlling interest in Formula E in October 2024, as well as the formations of the VMO2 JV in June 2021, the AtlasEdge JV in September 2021, the nexfibre JV in December 2022 and the creation of Wyre by Telenet and Fluvius in July 2023. Our ability to complete any transaction may be limited by many factors, including government regulation, availability of financing, our or our counterparty's debt covenants, the prevalence of complex ownership structures among potential targets, acquirers, joint ventures or partners, disapproval by shareholders of potential targets or acquirers and competition from other potential acquirers, including private equity funds. Even if we are successful in completing such transactions, integration and separation activities, including providing transitional services, may present significant costs and challenges, such as diverting the attention of certain of our employees away from other productive activities. We cannot be assured that we will be successful with respect to acquisitions, dispositions, joint ventures, partnerships or other similar transactions or realizing the anticipated benefits thereof.

In addition, we anticipate that most companies acquired by us will be located outside the U.S. Foreign companies may not have disclosure controls and procedures or internal controls over financial reporting that are as thorough or effective as those required by U.S. securities laws and applicable accounting rules. While we intend to conduct appropriate due diligence and to implement appropriate controls and procedures as we integrate acquired companies, we may not be able to certify as to the effectiveness of these companies' disclosure controls and procedures or internal controls over financial reporting until we have fully integrated them.

***The expected synergies and benefits from our acquisitions and joint ventures may not be realized in the amounts anticipated or may not be realized within the expected time frame, and risks associated with the foregoing may also result from the extended delay in the integration of the companies.*** Our ability to realize the anticipated benefits of our acquisitions

and joint ventures will depend, to a large extent, on our ability to integrate our businesses and the acquired or joint venture company's business in a manner that facilitates growth opportunities and achieves the projected cost savings. In addition, some of the anticipated synergies are not expected to occur for some time following the completion of such acquisitions and joint ventures and will require substantial capital expenditures before realizing some of those synergies.

Public health crises and other geopolitical or macroeconomic events may delay, reduce or eliminate some of our anticipated synergies and other benefits, including a delay in the integration of, or inability to integrate, the business that we acquire or partner with. Even if we are able to integrate successfully, the anticipated benefits of such transactions, including the expected synergies and network benefits, may not be realized fully or at all or may take longer to realize than expected.

We have incurred substantial expenses as a result of completing our various acquisitions and joint ventures. We expect that substantial additional expenses will need to be incurred in order to integrate the businesses, operations, policies, and procedures. While we have assumed that a certain level of transaction-related expenses will be incurred, factors beyond our control could affect the total amount or the timing of these expenses. Many of the expenses that will be incurred, by their nature, are difficult to estimate accurately. These expenses could exceed the costs historically borne by us and offset, in whole or in part, the expected synergies.

***Our integration efforts may not be executed successfully, or such integration may be more difficult, time consuming or costly than expected. Operating costs, customer loss and business disruption, including maintaining relationships with employees, customers, suppliers or vendors, may be greater than expected.*** The combination of independent businesses is complex, costly and time-consuming, and may divert significant management attention and resources. This process may disrupt our business or otherwise impact our ability to compete. The overall combination of our and the businesses of those companies that we acquire or partner with may also result in material unanticipated problems, expenses, liabilities, competitive responses and impacts and loss of customers and other business relationships. The difficulties of combining the operations of the companies include, among others:

- diversion of management attention to integration matters;
- difficulties in integrating operations and systems, including intellectual property and communications systems, administrative and information technology infrastructure, and supplier and vendor arrangements;
- challenges in conforming standards, controls, procedures and accounting and other policies;
- alignment of key performance measurements may result in a greater need to communicate and manage clear expectations while we work to integrate and align policies and practices;
- difficulties in integrating employees;
- the transition of management to the combined company management team, and the need to address possible differences in corporate cultures, management philosophies and compensation structures;
- challenges in retaining existing customers and obtaining new customers;
- compliance with government regulations;
- known or unknown liabilities of the acquired businesses that are larger than expected; and
- other potential adverse consequences and unanticipated expenses or liabilities associated with the applicable transaction.

Additionally, uncertainties over the integration process could cause customers, suppliers, distributors, dealers, retailers and others to seek to change or cancel our existing business relationships or to refuse to renew existing relationships. Suppliers, distributors and content and application providers may also delay or cease developing new products, or supporting legacy products, for us that are necessary for the operations of our business due to uncertainties or lack of available resources. Competitors may also target our existing customers by highlighting potential uncertainties and integration difficulties.

Some of these factors are outside our control, and any one of them could result in lower revenues, higher costs and diversion of management time and energy, which could adversely impact our business, financial condition and operating results. In addition, even if the integration is successful, the full benefits of our acquisitions and partnerships including, among others, the synergies, cost savings or sales or growth opportunities may not be realized. As a result, it cannot be assured that we will realize the full benefits expected from such transactions within the anticipated time frames or at all.

***Certain operations are conducted by joint ventures that we cannot operate solely for our benefit.*** Certain of our operations, particularly the VMO2 JV in the U.K. and the VodafoneZiggo JV in the Netherlands, are conducted through joint ventures or partnerships. We share ownership and management of these joint ventures with one or more parties who may or may not have the same goals, strategies, priorities or resources as we do. In general, joint ventures are intended to be operated for the benefit of all co-owners, rather than for our exclusive benefit. Operating a business as a joint venture often requires additional organizational formalities as well as time-consuming procedures for sharing information, accounting and making decisions. In certain cases, our joint venture partners must agree in order for the applicable joint venture to take certain actions. Our inability to take unilateral action that we believe is in our best interest may have an adverse effect on the financials or performance of the joint venture and the return on our investment. In joint ventures, we believe our relationship with our co-owners is an important factor to the success of the joint venture, and if a co-owner changes, our relationship may be adversely affected. In addition, the benefits from a successful joint venture are shared among the co-owners, so that we do not receive all the benefits from our successful joint ventures.

***Our interests in the VodafoneZiggo JV and the VMO2 JV are held pursuant to Shareholders' Agreements that contain provisions relating to governance as well as transfer and exit rights, which, depending on the circumstances, may not be in the best interest of our company.*** Our noncontrolling interests in the VodafoneZiggo JV and the VMO2 JV are held pursuant to shareholders' agreements (each a **Shareholders Agreement**), which provide the terms of the governance of the VodafoneZiggo JV and the VMO2 JV, as applicable, including among others, decision-making processes, information access, dividend policies and non-compete provisions. These provisions may prevent the VodafoneZiggo JV or the VMO2 JV, as applicable, from making decisions or taking actions that would protect or advance the interests of our company, and could even result in the VodafoneZiggo JV or the VMO2 JV, as applicable, making decisions or taking actions that adversely impact our company. Further, our ability to access the cash of the VodafoneZiggo JV or the VMO2 JV, as applicable, pursuant to the dividend policy contained in the Shareholders Agreements may be restricted in certain circumstances. The Shareholders Agreements also provide for restrictions on the transfer of interests in the VodafoneZiggo JV and the VMO2 JV, as applicable, which could adversely affect our ability to sell our interest in the VodafoneZiggo JV or the VMO2 JV, as applicable, and/or the prices at which our interest may be sold, as well as certain exit arrangements, which could force us to sell our interest. For additional information on the VodafoneZiggo JV or the VMO2 JV and their respective Shareholders Agreement, see note 7 to our consolidated financial statements included in Part II of this Annual Report on Form 10-K.

***We may have exposure to additional tax liabilities.*** We are subject to income taxes as well as non-income based taxes, such as value-added taxes (VAT) in the U.K., Bermuda, the U.S. and many other jurisdictions around the world. In addition, most tax jurisdictions that we operate in have complex and subjective rules regarding the valuation of intercompany services, cross-border payments between affiliated companies and the related effects on income tax, VAT and transfer tax. Significant judgment is required in determining our worldwide provision for income taxes and other tax liabilities. In the ordinary course of our business, there are many transactions and calculations where the ultimate tax determination is uncertain. We are regularly under audit by tax authorities in many of the jurisdictions in which we operate. These audits may lead to disputes with tax authorities which may result in litigation. Although we believe that our tax estimates are reasonable, any material differences as a result of final determinations of tax audits or tax disputes could have an adverse effect on our financial position and results of operations in the period or periods for which such determination is made.

We are subject to changing tax laws, treaties and regulations in and between the countries in which we operate, including treaties between and among the U.K., the U.S. and many other jurisdictions in which we have a presence. Also, various income tax proposals in the jurisdictions in which we operate could result in changes to the existing laws on which our deferred taxes are calculated. A change in these tax laws, treaties or regulations, or in the interpretation thereof, could result in a materially higher income or non-income tax expense, and any such material changes could cause a material change in our effective tax rate. In this regard, there have been significant changes or proposed changes to the tax laws in numerous jurisdictions in which we operate, the impacts of which have been reflected accordingly in our financial statements. These changes have resulted in various initiatives that require the sharing of company financial and operating information with taxing authorities on a local or global basis. This may lead to greater audit scrutiny of profits earned in other countries as well as disagreements between jurisdictions associated with the proper allocation of profits between jurisdictions. Broadly, we are subject to tax laws in the jurisdictions where we have operations, a presence and where we are legally incorporated. In considering these factors and others, it is possible that taxing authorities of the jurisdictions in which we operate and taxing authorities of other different jurisdictions may claim that we are a tax resident of such other countries, which could result in additional operational and financial complications for us.

***Disputes with labor unions or works councils may adversely affect our ability to operate in our facilities as well as impact our financial results.*** Certain of our employees are represented by labor unions or works councils under various collective bargaining agreements with different expiration dates. Our failure to successfully renegotiate labor agreements as they expire could lead to work stoppages or other disputes with labor unions or works councils. Disruptions to our operations as

a result of labor disputes could adversely affect us. Any strike, work stoppage or other dispute with a labor union or works council could distract management from operating the business, may displace employees from ordinary job positions to fill in vacant positions, may affect our reputation and could materially adversely affect our business, results of operations and financial condition.

**Legislation enacted in Bermuda as to economic substance may affect our operations.** Pursuant to the Economic Substance Act 2018 of Bermuda, as amended (the **ES Act**), a registered entity, other than an entity which is a resident for tax purposes in certain jurisdictions outside Bermuda that carries on as a business any one or more of the “relevant activities” referred to in the ES Act, must comply with economic substance requirements. The ES Act may require in-scope Bermuda entities that are engaged in such “relevant activities” to be directed and managed in Bermuda, have an adequate level of qualified employees in Bermuda, incur an adequate level of annual expenditure in Bermuda maintain physical offices and premises in Bermuda or perform core income-generating activities in Bermuda. The list of “relevant activities” includes carrying on any one or more of banking, insurance, fund management, financing, leasing, headquarters, shipping, distribution and service center and intellectual property holding entities.

To the extent we are conducting a relevant activity, we believe it will be the relevant activity of a “holding entity” within the meaning of the ES Act, and we should only be subject to minimum economic substance requirements under the ES Act and related regulations. However, if we are deemed to be carrying on another “relevant activity,” other than that of a holding entity, we may be required to increase our substance in Bermuda in response to requirements imposed by the ES Act and related regulations. This could result in additional costs that could adversely affect our financial condition or results of operations.

**The “Virgin” brand is used by certain of our consolidated subsidiaries and nonconsolidated joint ventures under licenses from Virgin Enterprises Limited and is not under the control of such subsidiaries. The activities of the group of companies utilizing the “Virgin” brand and other licensees could have a material adverse effect on the goodwill of customers towards our business as a licensee, and the licenses from Virgin Enterprises Limited can be terminated in certain circumstances.** The “Virgin” brand is integral to the corporate identity of certain of our consolidated subsidiaries and the VMO2 JV that utilize such brand. Such entities are reliant on the general goodwill of consumers towards the “Virgin” brand. Consequently, adverse publicity in relation to the group of companies utilizing the “Virgin” brand or its principals, particularly Sir Richard Branson, who is closely associated with the brand, or in relation to another licensee of the “Virgin” name and logo (particularly in the U.K., where the VMO2 JV does business) could have a material adverse effect on our reputation and our business and results of operations. In addition, the licenses from Virgin Enterprises Limited can be terminated in certain circumstances. For example, Virgin Enterprises Limited can terminate the licenses, after providing our applicable subsidiaries and joint ventures with an opportunity to cure, (i) if they or any of their affiliates commit persistent and material breaches or flagrant and material breaches of the licenses, (ii) if Virgin Enterprises Limited has reasonable grounds to believe that the use (or lack of use) of the licensed trademarks by such subsidiaries has been or is likely to result in a long-term and material diminution in the value of the “Virgin” brand or (iii) if a third-party who is not (or one of whose directors is not) a “fit and proper person”, such as a legally disqualified director or a bankrupt entity, acquires “control” of Liberty Global. Such a termination could have a material adverse effect on our business and results of operations.

#### **Other Factors**

**We have not historically paid any cash dividends, and we may not pay dividends consistently or at all on any class of our common shares.** We have not historically paid dividends on any class of our common shares, however, we have the right to pay dividends, effect securities distributions or make bonus issues on Liberty Global shares.

**The loss of certain key personnel could harm our business.** We have experienced employees at both the corporate and operational levels who possess substantial knowledge of our business and operations. We cannot be assured that we will be successful in retaining their services or that we would be successful in hiring and training suitable replacements without undue costs or delays. As a result, the loss of any of these key employees could cause significant disruptions in our business operations, which could materially adversely affect our results of operations.

**John C. Malone has significant voting power with respect to corporate matters considered by our shareholders.** Dr. John C. Malone beneficially owns outstanding common shares of Liberty Global representing 30.52% of our aggregate voting power as of February 16, 2025. By virtue of Dr. Malone’s voting power in our company, as well as his position as Chairman of our board of directors, Dr. Malone may have significant influence over the outcome of any corporate transaction or other matters submitted to our shareholders for approval. For example, under our bye-laws, certain matters (including amendments to certain provisions of the bye-laws) require the approval of 75% of the outstanding Class A common shares and Class B common shares, voting together as a single class, and other certain corporate transactions or matters may require the approval of at least 75% of the outstanding Class A common shares and Class B common shares, voting together as a single class. Because Dr.

Malone beneficially owns 30.52% of our aggregate voting power, he has the ability to prevent the requisite approval threshold from being met even though the other shareholders may determine that such action or transaction is beneficial for the company. Dr. Malone's rights to vote or dispose of his equity interests in our company are not subject to any restrictions in favor of us other than as may be required by applicable law and customary transfer restrictions pursuant to equity award agreements.

***It may be difficult for a third-party to acquire us, even if doing so may be beneficial to our shareholders.*** Certain provisions of our bye-laws may discourage, delay or prevent a change in control of our company that a shareholder may consider favorable. These provisions include the following:

- authorizing a capital structure with multiple classes of common shares, a Class B share class that entitles the holders to 10 votes per share, a Class A share class that entitles the holders to one vote per share and a Class C share class that, except as otherwise required by applicable law, entitles the holders to no voting rights;
- classifying our board of directors with staggered three-year terms, which may lengthen the time required to gain control of our board of directors;
- prohibiting shareholder action by written resolution, thereby requiring all shareholder actions to be taken at a meeting of the shareholders;
- establishing advance notice requirements for nominations of director candidates or for proposing matters that can be acted upon by shareholders at shareholder meetings;
- requiring supermajority shareholder approval with respect to certain extraordinary matters, such as certain mergers, amalgamations or consolidations of the company, or in the case of certain amendments to our bye-laws; and
- the existence of authorized and unissued shares which would allow our board to issue shares to persons friendly to current management, thereby protecting the continuity of its management, or which could be used to dilute the share ownership of persons seeking to obtain control of us.

Change in control provisions in our incentive plans and related award agreements or in executive employment agreements may also discourage, delay or prevent a change in control of our company, even if such change of control would be in the best interests of our shareholders.

***The enforcement of civil liabilities against us may be more difficult.*** Because we are now a Bermuda exempted company limited by shares, investors could experience more difficulty enforcing judgments obtained against us, our directors or officers in U.S. or U.K. courts based on the civil liability provisions of English laws and the U.S. securities laws. We have been advised by our Bermuda counsel that there is no treaty in force between the U.S. and Bermuda providing for the reciprocal recognition and enforcement of judgments in civil and commercial matters. As a result, whether a U.S. judgment would be enforceable in Bermuda against the company or its directors and officers depends on whether the U.S. court that entered the judgment is recognized by a Bermuda court as having jurisdiction over the company or its directors and officers, as determined by reference to Bermuda conflict of law rules. In addition, and irrespective of jurisdictional issues, Bermudan courts will not enforce a U.S. federal securities law that is either penal or contrary to Bermuda public policy. We have been advised that an action brought pursuant to a public or penal law, the purpose of which is the enforcement of a sanction, power or right at the instance of the state in its sovereign capacity, is unlikely to be entertained by a Bermuda court. Certain remedies available under the laws of U.S. jurisdictions, including certain remedies under U.S. federal securities laws, may not be available under Bermudan law or enforceable in a Bermuda court, as they are likely to be contrary to Bermuda public policy. Further, it may not be possible to pursue direct claims in Bermuda against the company or its directors and officers for alleged violations of U.S. federal securities laws because these laws are unlikely to have extraterritorial effect and do not have the force of law in Bermuda. A Bermuda court may, however, impose civil liability on us or our directors and officers if the facts alleged and proved in the Bermudan proceedings constitute or give rise to a cause of action under the applicable governing law, not being a foreign public, penal or revenue law.

***Our bye-laws generally restrict shareholders from bringing legal action against our officers and directors.*** Our bye-laws contain a general waiver by shareholders for any claim or right of action a shareholder might have (whether individually or by or in the right of the company) against any director or officer of the company arising from any action or inaction by such director or officer in the performance of their duties for Liberty Global or any of Liberty Global's direct or indirect subsidiaries (but excluding any matter involving fraud or dishonesty). Consequently, this waiver limits the right of shareholders to assert claims against our officers and directors unless the act or failure to act involves fraud or dishonesty.

*There are potential regulatory limitations on the ownership and transfer of our shares if our shares are delisted from Nasdaq.* Our shares may be offered or sold in Bermuda only in compliance with the provisions of the Bermuda Companies Act and the Investment Business Act 2003 of Bermuda, which regulates the sale of securities in Bermuda. In addition, the Bermuda Monetary Authority (**BMA**) must approve all issues and transfers of shares of a Bermuda exempted company limited by shares. However, the BMA has, pursuant to its statement of June 1, 2005, given its general permission under the Exchange Control Act 1972 and related regulations for the issue and free transfer of our shares to and among persons who are non-residents of Bermuda for exchange control purposes as long as any class of our shares are listed on an appointed stock exchange, which includes Nasdaq. This general permission would cease to apply if none of our shares were to be listed on Nasdaq or another appointed stock exchange.

*Geopolitical conflicts, energy shortages and other adverse incidents beyond our control could adversely affect our revenue and results of operations.* Political unrest and global conflicts like the ongoing conflict between Russia and Ukraine and the ongoing conflicts in the Middle East have disrupted, and in the future may further continue to disrupt, global supply chains and heighten volatility and disruption of global financial markets. While we do not have direct operations within the conflict areas, the conflicts involving these nations has heightened the disruption to our supply chain, contributing to inflation in our labor and energy costs and may increase our risk of cyberattacks, which could result in significant losses and damage and could damage our reputation with customers and suppliers if their confidential information is compromised. The impact of these global events on our longer-term operational and financial performance will depend on future developments, our and governmental responses to inflation and the duration and severity of these conflicts. Any terrorist attacks or incidents prompted by political unrest, particularly in markets that we serve, and the national and global militaristic, diplomatic and financial response to such attacks or other threats also may adversely affect our revenue and results of operations.

#### **Item 1B. UNRESOLVED STAFF COMMENTS**

None.

#### **Item 1C. CYBERSECURITY**

Liberty Global and its subsidiaries are subject to risks from cyber-attacks that have the potential to cause significant interruptions to the operation of their businesses. The frequency of these attempted intrusions has increased in recent years and the sources, motivations and techniques of attack continue to evolve and change rapidly. We have developed a cybersecurity program that is designed to scan for, monitor and identify risks to our confidential or non-public information, protect such information, detect threats and events and maintain an appropriate response and recovery capability to help ensure resilience against cyber-attacks and other information security incidents. We have adopted a variety of measures to monitor and address cyber-related risks and continue to implement and explore additional cybersecurity measures.

Our strategy for managing cyber-related risks is risk-based and, where appropriate, integrated within our comprehensive enterprise risk management processes. Our Chief Security Officer (**CSO**), who reports directly to our Chief Technology Officer (**CTO**), leads a dedicated cybersecurity team and is responsible for the design, implementation and execution of our cyber-risk management strategy.

Our CSO and cybersecurity team actively monitor our systems, regularly review our policies, compliance, regulations and best practices, perform penetration testing, conduct incident response exercises and internal ethical phishing campaigns and provide periodic training and communication across our organization to strengthen security focused behavior and foster a culture of digital safety. Our cybersecurity team also routinely participates in industry-wide programs to further information sharing, intelligence gathering and unity of effort in responding to potential or actual attacks. We also periodically review our business continuity plan to develop an effective recovery strategy that seeks to decrease incident response times, limit financial impacts and maintain customer confidence during any business interruption. Our cybersecurity team also administers a third-party risk governance program that identifies potential risks introduced through third-party relationships, such as vendors, software and hardware manufacturers or professional service providers. We seek to obtain certain contractual security guarantees and assurances with these third-party relationships to help ensure the security and safety of our information. The cybersecurity team works closely with a broad range of departments, including legal, regulatory, corporate communications, audit services, information technology and operational technology functions critical to our operations, as well as engaging external vendors to help ensure our cybersecurity program operates effectively.

Our current CSO has significant experience leading cybersecurity efforts at large enterprises, having held top information security positions at a number of international large- and mega-cap companies during her career. She also holds a master of science in security risk management and is qualified as a certified information security manager with the Information Systems Audit and Control Association. Our CSO has been with the company or its subsidiaries for over five years.

Cybersecurity incidents detected by our cybersecurity team are evaluated internally based on their severity, with more serious incidents being escalated, as appropriate, to the highest levels of management, including our CTO, General Counsel and, ultimately, our CEO. These members of our executive leadership team are provided with details of the type and severity of the attack, the company's planned response to the incident and are briefed on what information was accessed and the impact such incident has had or is expected to have on our operations, as well as any financial or regulatory implications resulting from the incident.

Our Audit Committee is responsible for oversight of our cybersecurity measures, incident response management and risks related to cybersecurity and technology as well as the steps taken by management to mitigate such risks. Our CSO provides periodic updates to the Audit Committee on the state of our cybersecurity posture, new threats or threat actors that we are monitoring or developing defenses against and any potential areas of improvement. Our CEO, CTO, CSO and General Counsel will also provide ad hoc updates to the Audit Committee and full board of directors, as appropriate, in the case of a material cybersecurity incident, providing them a full briefing of the type and scope of the incident as well as our current and planned mitigation efforts. The Audit Committee has several members with significant direct and indirect cybersecurity experience, including Anthony Werner, the former CTO of Comcast Cable and the company, Paul Gould and Miranda Curtis CMG. Cybersecurity and the effectiveness of our cybersecurity strategy are regular topics of discussion at meetings of our Audit Committee and board of directors.

In 2024, there were no cybersecurity threats, including as a result of any previous cybersecurity incidents, that materially affected or are reasonably likely to materially affect the company, including its business strategy, results of operations or financial condition.

## **Item 2. PROPERTIES**

We lease our corporate offices in London, U.K., in Denver, Colorado, U.S. and in Amsterdam, the Netherlands. All of our other real or personal property is owned or leased by our subsidiaries and affiliates.

Our subsidiaries and affiliates own or lease the fixed assets necessary for the operation of their respective businesses, including office space, transponder space, head-end facilities, rights of way, cable television and telecommunications distribution equipment, telecommunications switches, base stations, cell towers, CPE and other property necessary for their operations. The physical components of their broadband networks require maintenance and periodic upgrades to support the new services and products they introduce. Subject to these maintenance and upgrade activities, our management believes that our current facilities are suitable and adequate for our business operations for the foreseeable future.

## **Item 3. LEGAL PROCEEDINGS**

From time to time, our subsidiaries and affiliates have become involved in litigation relating to claims arising out of their operations in the normal course of business. For additional information, see note 18 to our consolidated financial statements included in Part II of this Annual Report on Form 10-K.

## **Item 4. MINE SAFETY DISCLOSURES**

Not applicable.

## PART II

### Item 5. MARKET FOR REGISTRANT'S COMMON EQUITY, RELATED SHAREHOLDER MATTERS AND ISSUER PURCHASES OF EQUITY SECURITIES

#### General

The capitalized terms used in Part II of this Annual Report on Form 10-K are defined in the notes to our consolidated financial statements. In the following text, the terms “we,” “our,” “our company” and “us” may refer, as the context requires, to Liberty Global or collectively to Liberty Global and its subsidiaries.

#### Market Information

Our share capital comprises Liberty Global Class A, Class B and Class C common shares, which trade on the Nasdaq Global Select Market under the symbols “LBTYA”, “LBTYB” and “LBTYK”, respectively. Share price information for securities traded on the Nasdaq Global Select Market can be found on the Nasdaq’s website at [www.nasdaq.com](http://www.nasdaq.com).

The following table sets forth the quarterly range of high and low sales prices of Liberty Global Class B common shares for 2024 and 2023. Although Liberty Global Class B common shares are traded on the Nasdaq Global Select Market, an established public trading market does not exist for the shares, as they are not actively traded.

	Liberty Global Class B common shares	
	High	Low
<b>2024</b>		
First quarter	\$ 21.77	\$ 16.76
Second quarter	\$ 18.60	\$ 16.01
Third quarter	\$ 21.90	\$ 17.58
Fourth quarter - prior to the Sunrise Distribution	\$ 21.80	\$ 19.71
Fourth quarter - subsequent to the Sunrise Distribution (a)	\$ 14.91	\$ 11.38
<b>2023</b>		
First quarter	\$ 22.20	\$ 18.20
Second quarter	\$ 19.84	\$ 16.30
Third quarter	\$ 19.75	\$ 16.86
Fourth quarter	\$ 18.44	\$ 15.47

- (a) Share prices reflect the impact of the Sunrise Distribution, which took place on November 13, 2024, at which point Sunrise began trading as a separate public company. The share price information for Liberty Global Class B common shares prior to the Sunrise Distribution has not been retroactively revised. Immediately prior to the Sunrise Distribution, Liberty Global Class B common shares had a closing share price of \$20.82. Subsequent to the Sunrise Distribution, Liberty Global Class B common shares had a closing share price of \$11.96.

#### Holders

As of January 31, 2025, there were 30,361, 35 and 33,023 record holders of Liberty Global Class A, Class B and Class C common shares, respectively. These amounts do not include the number of shareholders whose shares are nominally held by banks, brokerage houses or other institutions, but include each such institution as one record holder.

#### Dividends

We have not paid any cash dividends on any of our common shares, and we have no present intention of doing so. Any future payment of cash dividends will be determined by our board of directors in light of our earnings, financial condition and other relevant considerations, including applicable laws in Bermuda.

## Recent Sales of Unregistered Securities; Use of Proceeds from Registered Securities

None.

## Issuer Purchase of Equity Securities

The following table sets forth information regarding our company's purchase of its own equity securities during the three months ended December 31, 2024:

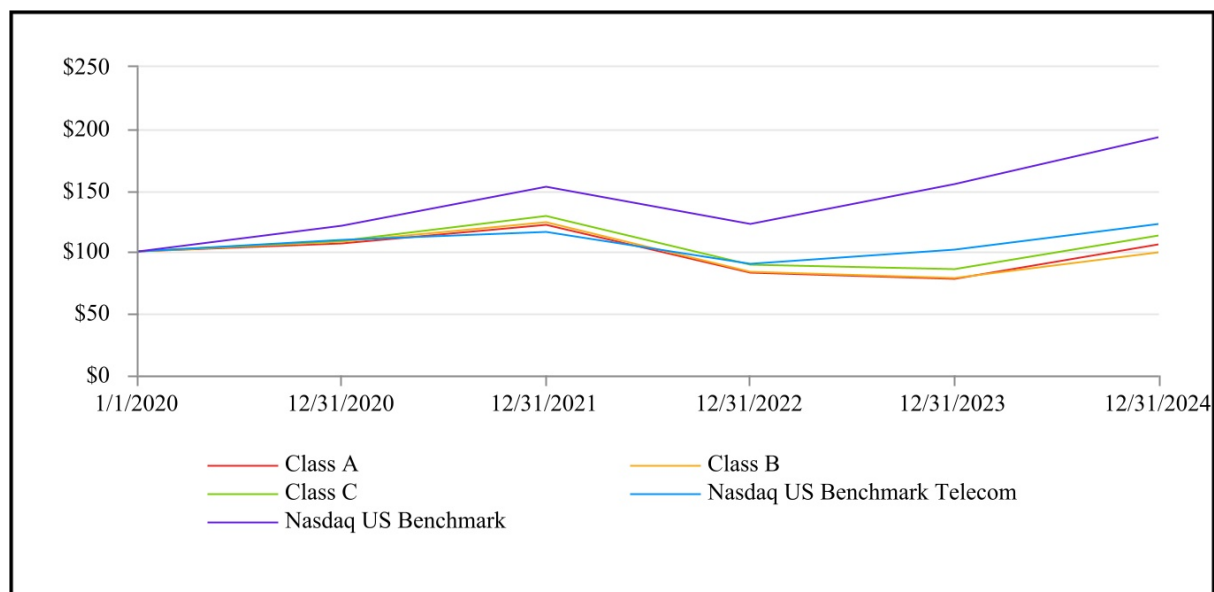
Period	Total number of shares purchased	Average price paid per share (a)	Total number of shares purchased as part of publicly-announced plans or programs	Value of shares that may yet be repurchased under the plans or programs
October 1, 2024 through October 31, 2024:				
Class A	—	\$ —	—	(b)
Class C	2,494,224	\$ 21.55	2,494,224	(b)
November 1, 2024 through November 30, 2024:				
Class A	—	\$ —	—	(b)
Class C	3,290,981	\$ 13.99	3,290,981	(b)
December 1, 2024 through December 31, 2024:				
Class A	—	\$ —	—	(b)
Class C	5,560,507	\$ 13.59	5,560,507	(b)
Total — October 1, 2024 through December 31, 2024:				
Class A	—	\$ —	—	(b)
Class C	11,345,712	\$ 15.46	11,345,712	(b)

(a) Average price paid per share includes direct acquisition costs.

(b) Our board of directors has approved a new share repurchase program pursuant to which we are authorized to repurchase up to 10% of our outstanding shares as of December 31, 2024. As such, we are authorized to repurchase approximately 34.9 million of our Class A and/or Class C common shares during 2025. Based on the respective closing share prices on December 31, 2024, this would equate to total share repurchases during 2025 of approximately \$450.0 million. However, the actual U.S. dollar amount of our share repurchases during 2025 will be determined by the actual transaction date share prices and could differ significantly from this amount.

### Stock Performance Graph

The following graph compares the changes in the cumulative total shareholder return on our Liberty Global Class A, Class B and Class C common shares from January 1, 2020 to December 31, 2024, to the change in the cumulative total returns of the Nasdaq US Benchmark Telecom TR Index and the Nasdaq US Benchmark TR Index (assuming reinvestment of dividends, where applicable). The graph assumes that \$100 was invested on January 1, 2020.



	December 31,				
	2020	2021	2022	2023	2024
Liberty Global - Class A	\$ 106.51	\$ 121.99	\$ 83.25	\$ 78.14	\$ 105.89
Liberty Global - Class B	\$ 107.84	\$ 123.83	\$ 83.55	\$ 78.32	\$ 99.55
Liberty Global - Class C	\$ 108.51	\$ 128.88	\$ 89.15	\$ 85.52	\$ 113.08
Nasdaq US Benchmark Telecom TR Index	\$ 109.83	\$ 115.69	\$ 89.91	\$ 101.36	\$ 122.59
Nasdaq US Benchmark TR Index	\$ 121.27	\$ 152.67	\$ 122.55	\$ 154.93	\$ 192.86

## Item 7. MANAGEMENT’S DISCUSSION AND ANALYSIS OF FINANCIAL CONDITION AND RESULTS OF OPERATIONS

The following discussion and analysis, which should be read in conjunction with our consolidated financial statements, is intended to assist in providing an understanding of our results of operations and financial condition and is organized as follows:

- *Overview.* This section provides a general description of our business and recent events.
- *Results of Operations.* This section provides an analysis of our results of operations for the years ended December 31, 2024 and 2023.
- *Liquidity and Capital Resources.* This section provides an analysis of our corporate and subsidiary liquidity and consolidated statements of cash flows.
- *Critical Accounting Policies, Judgments and Estimates.* This section discusses those material accounting policies that involve uncertainties and require significant judgment in their application.
- *Quantitative and Qualitative Disclosures about Market Risk.* This section provides discussion and analysis of the foreign currency, interest rate and other market risk that our company faces.

Included below is an analysis of our results of operations and cash flows for 2024, as compared to 2023. An analysis of our results of operations and cash flows for 2023, as compared to 2022, can be found under Item 7. *Management’s Discussion and Analysis of Financial Condition and Results of Operations* included in Part II of our Annual Report on Form 10-K, as amended, for the year ended December 31, 2023, which is available through the Securities and Exchange Commission’s website at [www.sec.gov](http://www.sec.gov).

The capitalized terms used below have been defined in the notes to our consolidated financial statements. In the following text, the terms “we,” “our,” “our company” and “us” may refer, as the context requires, to Liberty Global or collectively to Liberty Global and its subsidiaries.

Unless otherwise indicated, convenience translations into U.S. dollars are calculated, and operational data is presented, as of December 31, 2024.

### Overview

#### *General*

We are an international provider of broadband internet, video, fixed-line telephony and mobile communications services to residential customers and businesses in Europe. Our continuing operations comprise businesses that provide residential and B2B communications services in (i) Belgium and Luxembourg through Telenet, (ii) Ireland through VM Ireland and (iii) Slovakia through UPC Slovakia. In addition, we own 50% noncontrolling interests in (a) the VMO2 JV, which provides residential and B2B communications services in the U.K., and (b) the VodafoneZiggo JV, which provides residential and B2B communications services in the Netherlands.

We completed the Spin-off of the Sunrise Entities on November 8, 2024. For additional information, see note 6 to our consolidated financial statements.

On October 2, 2024, we completed the Formula E Acquisition pursuant to which we acquired a controlling interest in Formula E. For additional information, see note 5 to our consolidated financial statements.

In October 2023, we completed the Telenet Takeover Bid, pursuant to which we increased our ownership interest in Telenet to 100%. For additional information, see note 14 to our consolidated financial statements.

Through November 7, 2024, we provided residential and B2B communications services in Switzerland through Sunrise. In addition, through March 31, 2022, we provided residential and B2B communications services in Poland through UPC Poland. Accordingly, the Sunrise Entities and UPC Poland are reflected as discontinued operations for all applicable periods. In the following discussion and analysis, the operating statistics, results of operations, cash flows and financial condition that we present and discuss are those of our continuing operations, unless otherwise indicated. For additional information, see note 6 to our consolidated financial statements.

## ***Operations***

Our company delivers market-leading products through next-generation networks that connect our customers to broadband internet, video, fixed-line telephony and mobile services. At December 31, 2024, our continuing operations owned and operated networks that passed 5,808,100 homes and served 2,530,900 fixed-line customers and 3,006,800 mobile subscribers.

*Broadband internet services.* We offer multiple tiers of broadband internet service up to Gigabit speeds depending on location. We continue to invest in new technologies that allow us to increase the internet speeds we offer to our customers.

*Video services.* We provide video services, including various enhanced products that enable our customers to control when they watch their programming. These products range from digital video recorders to multimedia home gateway systems capable of distributing video, voice and data content throughout the home and to multiple devices.

*Fixed-line telephony services.* We offer fixed-line telephony services via either voice-over-internet-protocol technology or circuit-switched telephony, depending on location.

*Mobile services.* We offer voice and data mobile services, either over our own networks or as an MVNO over third-party networks, depending on location. In addition, we generate revenue from the sale of mobile handsets.

*B2B services.* Our B2B services include voice, broadband internet, data, video, wireless and cloud services.

*Other.* We provide premium electric car racing content through our controlling interest in Formula E. We also have significant investments in ITV, Televisa Univision, Plume, the AtlasEdge JV, EdgeConneX, Lionsgate and several regional sports networks. The investments identified by company name above are intended to be merely illustrative, do not represent a complete list and are not necessarily the largest of our long-term investments. From time to time, we may make investments in other companies that we choose not to identify by company name for commercial, legal, strategic or other reasons. We also provide technology and finance services to the VMO2 JV, the VodafoneZiggo JV and various third parties and affiliates pursuant to service agreements.

For additional information regarding the details of our products and services, see Item 1. *Business* included in Part I of this Annual Report on Form 10-K.

## ***Strategy and Management Focus***

We view our business in three strategic platforms, “Liberty Telecom” (our converged broadband, video and mobile communications businesses), “Liberty Growth” (our global investment arm comprised of various technology, media/content, sports, digital infrastructure and other growth assets) and “Liberty Services” (our innovative technology and finance service platforms offered by our centralized functions). As discussed further under *Liquidity and Capital Resources — Capitalization* below, we also seek to maintain our debt at levels that provide for attractive equity returns without assuming undue risk.

We strive to achieve organic revenue and customer growth in our operations by developing and marketing bundled entertainment and information and communications services, and extending and upgrading the quality of our networks where appropriate. As we use the term, organic growth excludes foreign currency translation effects (**FX**) and the estimated impact of acquisitions and dispositions. While we seek to increase our customer base, we also seek to maximize the average revenue we receive from each household by increasing the penetration of our broadband internet, video, fixed-line telephony and mobile services with existing customers through product bundling and upselling.

## ***Competition and Other External Factors***

We are experiencing competition in all of the markets in which we or our affiliates operate. This competition, together with macroeconomic and regulatory factors, has adversely impacted our revenue, number of customers and/or average monthly subscription revenue per fixed-line customer or mobile subscriber, as applicable (**ARPU**). For additional information regarding the competition we face, see Item 1. *Business — Competition* and — *Regulatory Matters* included in Part I of this Annual Report on Form 10-K. For additional information regarding the revenue impact of changes in the fixed-line customers and ARPU of our consolidated reportable segments, see *Discussion and Analysis of our Reportable Segments* below.

For information regarding certain other regulatory developments that could adversely impact our results of operations in future periods, see *Legal and Regulatory Proceedings and Other Contingencies* in note 18 to our consolidated financial statements.

## Results of Operations

We have completed a number of transactions that impact the comparability of our 2024 and 2023 results of operations, the most notable of which is the Formula E Acquisition on October 2, 2024. For further information, see note 5 to our consolidated financial statements.

In the following discussion, we quantify the estimated impact of material acquisitions (the **Acquisition Impact**) and dispositions on our operating results. The Acquisition Impact represents our estimate of the difference between the operating results of the periods under comparison that is attributable to an acquisition. In general, we base our estimate of the Acquisition Impact on an acquired entity's operating results during the first 3 to 12 months following the acquisition date, as adjusted to remove integration costs and any other material unusual or non-operational items, such that changes from those operating results in subsequent periods are considered to be organic changes. Accordingly, in the following discussion, (i) organic variances attributed to an acquired entity during the first 12 months following the acquisition date represent differences between the Acquisition Impact and the actual results and (ii) the calculation of our organic change percentages includes the organic activity of an acquired entity relative to the Acquisition Impact of such entity. With respect to material dispositions, the organic changes that are discussed below reflect adjustments to exclude the historical prior-year results of any disposed entities to the extent that such entities are not included in the corresponding results for the current-year period.

Changes in foreign currency exchange rates have a significant impact on our reported operating results, as all of our operating segments have functional currencies other than the U.S. dollar. Our primary exposure to FX risk during the three months ended December 31, 2024 for our continuing operations was to the euro, as substantially all of our reported revenue during the period was derived from subsidiaries whose functional currencies are the euro. In addition, our reported operating results are impacted by changes in the exchange rates for certain other local currencies in Europe. The portions of the changes in the various components of our results of operations that are attributable to changes in FX are highlighted under *Discussion and Analysis of our Reportable Segments* and *Discussion and Analysis of our Consolidated Operating Results* below. For information regarding our foreign currency risks and the applicable foreign currency exchange rates in effect for the periods covered by this Annual Report on Form 10-K, see Item 7A. *Quantitative and Qualitative Disclosures about Market Risk — Foreign Currency Risk* below.

The amounts presented and discussed below represent 100% of each of our consolidated and nonconsolidated reportable segment's results of operations, despite only holding a 50% noncontrolling interest in both the VMO2 JV and the VodafoneZiggo JV. We account for our 50% interest in both the VMO2 JV and the VodafoneZiggo JV as an equity method investment and as such, our share of the operating results of the VMO2 JV and the VodafoneZiggo JV is included in share of results of affiliates, net, in our consolidated statements of operations. The noncontrolling owners' interests at Telenet and other less significant majority-owned subsidiaries are reflected in net earnings or loss attributable to noncontrolling interests in our consolidated statements of operations.

## Discussion and Analysis of our Reportable Segments

### General

Telenet, VM Ireland, the VMO2 JV and the VodafoneZiggo JV derive their revenue primarily from residential and B2B communications services. For detailed information regarding the composition of our reportable segments, our "all other category" and how we define and categorize our revenue components, see note 19 to our consolidated financial statements. For information regarding the results of operations of the VMO2 JV and the VodafoneZiggo JV, refer to *Discussion and Analysis of our Consolidated Operating Results — Share of results of affiliates, net* below.

The tables presented below in this section provide the details of the revenue and Adjusted EBITDA of our reportable segments for 2024, as compared to 2023. These tables present (i) the amounts reported for the current and comparative periods, (ii) the reported U.S. dollar change and percentage change from period to period and (iii) with respect to our consolidated reportable segments, the organic U.S. dollar change and percentage change from period to period. For our organic comparisons, which exclude the impact of FX, we assume that exchange rates remained constant at the prior-period rate during all periods presented. We also provide a table showing the Adjusted EBITDA margins of our reportable segments for 2024 and 2023 at the end of this section.

Most of our revenue is derived from jurisdictions that administer VAT or similar revenue-based taxes. Any increases in these taxes could have an adverse impact on our ability to maintain or increase our revenue to the extent that we are unable to pass such tax increases on to our customers. In the case of revenue-based taxes for which we are the ultimate taxpayer, we will

also experience increases in our operating costs and expenses and corresponding declines in our Adjusted EBITDA and Adjusted EBITDA margins to the extent of any such tax increases.

We pay interconnection fees to other telephony providers when calls or text messages from our subscribers terminate on another network, and we receive similar fees from such providers when calls or text messages from their customers terminate on our networks or networks that we access through MVNO or other arrangements. The amounts we charge and incur with respect to fixed-line telephony and mobile interconnection fees are subject to regulatory oversight. To the extent that regulatory authorities introduce fixed-line or mobile termination rate changes, we would experience prospective changes and, in very limited cases, we could experience retroactive changes in our interconnect revenue and/or costs. The ultimate impact of any such changes in termination rates on our Adjusted EBITDA would be dependent on the call or text messaging patterns that are subject to the changed termination rates.

We are subject to inflationary pressures with respect to certain costs and foreign currency exchange risk with respect to costs and expenses that are denominated in currencies other than the respective functional currencies of our reportable segments. Any cost increases that we are not able to pass on to our subscribers through rate increases would result in increased pressure on our operating margins. For additional information regarding our foreign currency exchange risks see Item 7A. *Quantitative and Qualitative Disclosures about Market Risk — Foreign Currency Risk* below.

Consolidated Adjusted EBITDA is a non-GAAP measure, which we believe is a meaningful measure because it represents a transparent view of our recurring operating performance that is unaffected by our capital structure and allows management to readily view operating trends from a consolidated view. Investors should view consolidated Adjusted EBITDA as a supplement to, and not a substitute for, GAAP measures of performance included in our consolidated statements of operations.

The following table provides a reconciliation of earnings (loss) from continuing operations to total consolidated Adjusted EBITDA:

	Year ended December 31,		
	2024	2023	2022
	in millions		
Earnings (loss) from continuing operations	\$ 1,869.1	\$ (3,659.1)	\$ 771.7
Income tax expense (benefit)	(30.8)	213.1	406.7
Other income, net	(201.8)	(211.4)	(101.0)
Gain on sale of All3Media	(242.9)	—	—
Gain associated with the Formula E Acquisition	(190.7)	—	—
Gain associated with the Telenet Wyre Transaction	—	(377.8)	—
Gain on Telenet Tower Sale	—	—	(700.5)
Share of results of affiliates, net	205.6	2,018.4	1,268.3
Realized and unrealized losses due to changes in fair values of certain investments, net	28.4	556.6	317.0
Foreign currency transaction losses (gains), net	(1,756.5)	719.7	(1,298.8)
Realized and unrealized gains on derivative instruments, net	(315.2)	(78.3)	(854.4)
Interest expense	574.7	505.0	300.9
Operating income (loss)	(60.1)	(313.8)	109.9
Impairment, restructuring and other operating items, net	49.6	43.0	62.3
Depreciation and amortization, net	1,002.0	1,216.4	1,093.6
Share-based compensation expense	168.3	204.8	163.2
Total consolidated Adjusted EBITDA	<u>\$ 1,159.8</u>	<u>\$ 1,150.4</u>	<u>\$ 1,429.0</u>

## Revenue of our Reportable Segments

*General.* While not specifically discussed in the below explanations of the changes in the revenue of our reportable segments, we are experiencing competition in all of our markets. This competition has an adverse impact on our ability to increase or maintain our total number of customers and/or our ARPU.

Variances in the subscription revenue that we receive from our customers are a function of (i) changes in the number of our fixed-line customers or mobile subscribers outstanding during the period and (ii) changes in ARPU. Changes in ARPU can be attributable to (a) changes in prices, (b) changes in bundling or promotional discounts, (c) changes in the tier of services selected, (d) variances in subscriber usage patterns and (e) the overall mix of fixed and mobile products within a segment during the period.

	Year ended December 31,		Increase (decrease)		Organic increase (decrease)	
	2024	2023	\$	%	\$	%
in millions, except percentages						
Telenet	\$ 3,084.4	\$ 3,089.2	\$ (4.8)	(0.2)	\$ (12.2)	(0.4)
VM Ireland	491.4	506.1	(14.7)	(2.9)	(14.9)	(2.9)
Total consolidated reportable segments	3,575.8	3,595.3	(19.5)	(0.5)		
Plus: all other category	1,013.6	776.2	237.4	30.6		
Less: elimination of intercompany consolidated revenue	(247.5)	(255.7)	8.2	N.M.		
Total consolidated	\$ 4,341.9	\$ 4,115.8	\$ 226.1	5.5	\$ 189.6	4.6
VMO2 JV	\$ 13,649.7	\$ 13,574.1	\$ 75.6	0.6		
VodafoneZiggo JV	\$ 4,450.5	\$ 4,450.5	\$ —	—		

N.M. — Not Meaningful.

*Telenet.* The details of the decrease in Telenet's revenue during 2024, as compared to 2023, are set forth below:

	Subscription revenue	Non-subscription revenue	Total
in millions			
Increase (decrease) in residential fixed subscription revenue due to change in:			
Average number of customers	\$ (57.4)	\$ —	\$ (57.4)
ARPU	51.7	—	51.7
Increase in residential fixed non-subscription revenue	—	1.4	1.4
Total increase (decrease) in residential fixed revenue	(5.7)	1.4	(4.3)
Increase (decrease) in residential mobile revenue (a)	0.6	(17.1)	(16.5)
Increase (decrease) in B2B revenue (b)	12.8	(35.5)	(22.7)
Increase in other revenue (c)	—	31.3	31.3
Total organic increase (decrease)	7.7	(19.9)	(12.2)
Impact of acquisitions	—	7.1	7.1
Impact of FX	0.2	0.1	0.3
Total	\$ 7.9	\$ (12.7)	\$ (4.8)

(a) The decrease in residential mobile non-subscription revenue is primarily attributable to lower interconnect revenue.

- (b) The increase in B2B subscription revenue is primarily due to an increase in the average number of customers. The decrease in B2B non-subscription revenue is primarily attributable to (i) lower interconnect revenue and (ii) a decrease in revenue from wholesale services.
- (c) The increase in other revenue is primarily attributable to higher broadcasting revenue. In addition, the increase in other revenue includes the one-off impact of the recognition of previously deferred revenue of approximately \$18 million during the third quarter of 2024.

*VM Ireland.* The details of the decrease in VM Ireland's revenue during 2024, as compared to 2023, are set forth below:

	Subscription revenue	Non- subscription revenue	Total
	in millions		
Decrease in residential fixed subscription revenue due to change in:			
Average number of customers	\$ (11.5)	\$ —	\$ (11.5)
ARPU	(3.4)	—	(3.4)
Decrease in residential fixed non-subscription revenue	—	(0.2)	(0.2)
Total decrease in residential fixed revenue	(14.9)	(0.2)	(15.1)
Decrease in residential mobile revenue	(0.6)	(1.1)	(1.7)
Increase in B2B revenue	0.6	3.2	3.8
Decrease in other revenue	—	(1.9)	(1.9)
Total organic decrease	(14.9)	—	(14.9)
Impact of FX	0.2	—	0.2
Total	\$ (14.7)	\$ —	\$ (14.7)

***Programming and Other Direct Costs of Services, Other Operating Expenses and SG&A Expenses of our Reportable Segments***

For information regarding the changes in our (i) programming and other direct costs of services, (ii) other operating expenses and (iii) SG&A expenses, see *Discussion and Analysis of our Consolidated Operating Results* below.

### Adjusted EBITDA of our Reportable Segments

Adjusted EBITDA is the primary measure used by our CODM to evaluate segment operating performance. As presented below, consolidated Adjusted EBITDA is a non-GAAP measure, which investors should view as a supplement to, and not a substitute for, GAAP measures of performance included in our consolidated statements of operations. The following table sets forth the Adjusted EBITDA of our reportable segments.

	Year ended December 31,		Increase (decrease)		Organic increase (decrease)	
	2024	2023	\$	%	\$	%
	in millions, except percentages					
Telenet	\$ 1,292.2	\$ 1,315.2	\$ (23.0)	(1.7)	\$ (27.6)	(2.1)
VM Ireland	178.3	181.4	(3.1)	(1.7)	(2.9)	(1.6)
Total consolidated reportable segments	1,470.5	1,496.6	(26.1)	(1.7)		
Plus: all other category	(188.7)	(215.1)	26.4	N.M.		
Less: elimination of intercompany consolidated Adjusted EBITDA	(122.0)	(131.1)	9.1	N.M.		
Total consolidated	\$ 1,159.8	\$ 1,150.4	\$ 9.4	0.8	\$ 21.6	1.9
VMO2 JV	\$ 4,503.4	\$ 4,531.3	\$ (27.9)	(0.6)		
VodafoneZiggo JV	\$ 2,033.9	\$ 1,972.5	\$ 61.4	3.1		

N.M. — Not Meaningful.

### Adjusted EBITDA Margin

The following table sets forth the Adjusted EBITDA margins (Adjusted EBITDA divided by revenue) of each of our reportable segments:

	Year ended December 31,	
	2024	2023
Telenet	41.9 %	42.6 %
VM Ireland	36.3 %	35.8 %
VMO2 JV	33.0 %	33.4 %
VodafoneZiggo JV	45.7 %	44.3 %

In addition to organic changes in the revenue, operating and SG&A expenses of our reportable segments, the Adjusted EBITDA margins presented above include the impact of acquisitions, as applicable. For discussion of the factors contributing to the changes in the Adjusted EBITDA margins of our consolidated reportable segments, see the analysis of our revenue included in *Discussion and Analysis of our Reportable Segments* above and the analysis of our expenses included in *Discussion and Analysis of our Consolidated Operating Results* below. For discussion of the factors contributing to the changes in the Adjusted EBITDA margins of the VMO2 JV and the VodafoneZiggo JV, see *Discussion and Analysis of our Consolidated Operating Results — Share of results of affiliates, net* below.

## Discussion and Analysis of our Consolidated Operating Results

### General

For more detailed explanations of the changes in our revenue, see *Discussion and Analysis of our Reportable Segments* above.

### Revenue

Our revenue by major category is set forth below:

	Year ended December 31,		Increase (decrease)		Organic increase (decrease)	
	2024	2023	\$	%	\$	%
<b>in millions, except percentages</b>						
<b>Residential revenue:</b>						
Residential fixed revenue (a):						
Subscription revenue (b):						
Broadband internet	\$ 890.6	\$ 872.0	\$ 18.6	2.1	\$ 18.4	2.1
Video	598.2	616.2	(18.0)	(2.9)	(18.1)	(2.9)
Fixed-line telephony	196.0	217.0	(21.0)	(9.7)	(20.9)	(9.6)
Total subscription revenue	1,684.8	1,705.2	(20.4)	(1.2)	(20.6)	(1.2)
Non-subscription revenue	21.6	21.3	0.3	1.4	1.2	5.6
Total residential fixed revenue	1,706.4	1,726.5	(20.1)	(1.2)	(19.4)	(1.1)
Residential mobile revenue (c):						
Subscription revenue (b)	487.1	487.1	—	—	—	—
Non-subscription revenue	169.3	187.8	(18.5)	(9.9)	(18.2)	(9.7)
Total residential mobile revenue	656.4	674.9	(18.5)	(2.7)	(18.2)	(2.7)
Total residential revenue	2,362.8	2,401.4	(38.6)	(1.6)	(37.6)	(1.6)
<b>B2B revenue (d):</b>						
Subscription revenue	431.5	417.8	13.7	3.3	13.5	3.2
Non-subscription revenue	411.3	440.8	(29.5)	(6.7)	(36.6)	(8.2)
Total B2B revenue	842.8	858.6	(15.8)	(1.8)	(23.1)	(2.7)
<b>Other revenue (e)</b>						
Total	\$ 4,341.9	\$ 4,115.8	\$ 226.1	5.5	\$ 189.6	4.6

- (a) Residential fixed subscription revenue includes amounts received from subscribers for ongoing services and the recognition of deferred installation revenue over the associated contract period. Residential fixed non-subscription revenue includes, among other items, channel carriage fees, late fees and revenue from the sale of equipment.
- (b) Residential subscription revenue from subscribers who purchase bundled services at a discounted rate is generally allocated proportionally to each service based on the standalone price for each individual service. As a result, changes in the standalone pricing of our fixed and mobile products or the composition of bundles can contribute to changes in our product revenue categories from period to period.
- (c) Residential mobile subscription revenue includes amounts received from subscribers for ongoing services. Residential mobile non-subscription revenue includes, among other items, interconnect revenue and revenue from sales of mobile handsets and other devices. Residential mobile interconnect revenue was \$43.9 million and \$57.9 million during 2024 and 2023, respectively.
- (d) B2B subscription revenue represents revenue from (i) services provided to SOHO subscribers and (ii) mobile services provided to medium and large enterprises. SOHO subscribers pay a premium price to receive expanded service levels along with broadband internet, video, fixed-line telephony or mobile services that are the same or similar to the mass

marketed products offered to our residential subscribers. A portion of the change in our B2B subscription revenue is attributable to the conversion of certain residential subscribers to SOHO subscribers. B2B non-subscription revenue includes (a) revenue from business broadband internet, video, fixed-line telephony and data services offered to medium and large enterprises and, fixed-line and mobile services on a wholesale basis, to other operators and (b) revenue from long-term leases of portions of our network.

- (e) Other revenue includes, among other items, (i) broadcasting revenue at Telenet and VM Ireland, (ii) revenue earned from the U.K. JV Services and NL JV Services and (iii) revenue earned from the sale of CPE to the VMO2 JV and the VodafoneZiggo JV.

*Total revenue.* Our consolidated revenue increased \$226.1 million or 5.5% during 2024, as compared to 2023. This increase includes an increase of \$18.5 million attributable to the impact of the Formula E Acquisition. On an organic basis, our consolidated revenue increased \$189.6 million or 4.6%.

*Residential revenue.* The details of the decrease in our consolidated residential revenue during 2024, as compared to 2023, are as follows (in millions):

Increase (decrease) in residential fixed subscription revenue due to change in:	
Average number of customers	\$ (69.7)
ARPU	49.1
Increase in residential fixed non-subscription revenue	1.2
Total decrease in residential fixed revenue	(19.4)
Decrease in residential mobile non-subscription revenue	(18.2)
Total decrease in residential revenue	(37.6)
Impact of FX	(1.0)
Total decrease in residential revenue	\$ (38.6)

On an organic basis, our consolidated residential fixed subscription revenue decreased \$20.6 million or 1.2% during 2024, as compared to 2023, primarily attributable to a decrease at VM Ireland.

On an organic basis, our consolidated residential mobile non-subscription revenue decreased \$18.2 million or 9.7% during 2024, as compared to 2023, primarily due to a decrease at Telenet.

*B2B revenue.* On an organic basis, our consolidated B2B subscription revenue increased \$13.5 million or 3.2% during 2024, as compared to 2023, primarily due to an increase at Telenet.

On an organic basis, our consolidated B2B non-subscription revenue decreased \$36.6 million or 8.2% during 2024, as compared to 2023, primarily due to a decrease at Telenet.

*Other revenue.* On an organic basis, our consolidated other revenue increased \$250.3 million or 28.4% during 2024, as compared to 2023, primarily attributable to (i) an increase in revenue earned from the sale of CPE to the VMO2 JV beginning in 2024 and (ii) an increase in revenue earned from the U.K. JV Services and NL JV Services. For additional information regarding the increase in revenue earned from the U.K. JV Services and NL JV Services, see note 19 to our consolidated financial statements.

#### *Programming and other direct costs of services*

Programming and other direct costs of services include programming and copyright costs, interconnect and access costs, costs of mobile handsets and other devices and other direct costs related to our operations, including costs associated with our transitional service agreements and certain costs related to the development of externally marketed software. Programming and copyright costs represent a significant portion of our operating costs and are subject to rise in future periods due to various factors, including (i) higher costs associated with the expansion of our digital video content, including rights associated with ancillary product offerings and rights that provide for the broadcast of live sporting events and (ii) rate increases.

The details of our programming and other direct costs of services are as follows:

	Year ended December 31,		Increase (decrease)		Organic increase (decrease)	
	2024	2023	\$	%	\$	%
in millions, except percentages						
Telenet	\$ 764.5	\$ 789.1	\$ (24.6)	(3.1)	\$ (26.9)	(3.4)
VM Ireland	127.7	139.0	(11.3)	(8.1)	(11.5)	(8.3)
Total consolidated reportable segments	892.2	928.1	(35.9)	(3.9)		
Plus: all other category	644.4	446.5	197.9	44.3		
Less: elimination of intercompany consolidated programming and other direct costs of services	(85.9)	(89.1)	3.2	N.M.		
Total consolidated	\$ 1,450.7	\$ 1,285.5	\$ 165.2	12.9	\$ 143.9	11.0

N.M. — Not Meaningful.

Our programming and other direct costs of services increased \$165.2 million or 12.9% during 2024, as compared to 2023. This increase includes an increase of \$20.1 million attributable to the impact of the Formula E Acquisition. On an organic basis, our programming and other direct costs of services increased \$143.9 million or 11.0%. This increase includes the following factors:

- An increase in costs of \$138.2 million related to the sale of CPE to the VMO2 JV beginning in 2024;
- An increase in costs of \$50.5 million due to lower capitalization as a result of our decision in May 2023 to market and sell certain of our internally-developed software to third parties, as further described in note 19 to our consolidated financial statements;
- A decrease in interconnect and access costs of \$24.5 million or 19.0%, primarily due to lower interconnect and mobile roaming costs at Telenet;
- A decrease in costs of \$24.1 million related to lower sales of CPE to the VodafoneZiggo JV;
- An increase of \$17.2 million related to the recognition of a loss during the fourth quarter of 2024 associated with certain minimum purchase commitments;
- A decrease in programming and copyright costs of \$10.4 million or 1.8%, primarily attributable to lower costs for certain content at VM Ireland and Telenet; and
- An increase in costs of \$7.6 million related to third-party CPE development costs recognized in the fourth quarter of 2024.

### Other operating expenses

Other operating expenses include network operations, customer operations, customer care, share-based compensation and other costs related to our operations. We do not include share-based compensation in the following discussion and analysis of the other operating expenses of our consolidated reportable segments as share-based compensation expense is not included in the performance measures of our consolidated reportable segments. Share-based compensation expense is separately discussed further below.

The details of our other operating expenses are as follows:

	Year ended December 31,		Increase (decrease)		Organic increase (decrease)	
	2024	2023	\$	%	\$	%
	in millions, except percentages					
Telenet	\$ 515.5	\$ 512.8	\$ 2.7	0.5	\$ 1.9	0.4
VM Ireland	123.5	123.4	0.1	0.1	(0.2)	(0.2)
Total consolidated reportable segments	639.0	636.2	2.8	0.4		
Plus: all other category	139.3	149.8	(10.5)	(7.0)		
Less: elimination of intercompany consolidated other operating expenses	(35.0)	(31.8)	(3.2)	N.M.		
Total consolidated (excluding share-based compensation expense)	743.3	754.2	(10.9)	(1.4)	\$ (12.9)	(1.7)
Share-based compensation expense	17.8	11.3	6.5	57.5		
Total consolidated	\$ 761.1	\$ 765.5	\$ (4.4)	(0.6)		

N.M. — Not Meaningful.

Our other operating expenses (exclusive of share-based compensation expense) decreased \$10.9 million or 1.4% during 2024, as compared to 2023. On an organic basis, our other operating expenses decreased \$12.9 million or 1.7%. This decrease includes the following factors:

- A decrease in core network and information technology-related costs of \$15.6 million or 8.3%, primarily due to the net effect of (i) lower network maintenance and outsourced data center costs, (ii) higher information technology-related costs and (iii) lower leased bandwidth costs at Telenet;
- A decrease in business service costs of \$13.6 million or 13.6%, primarily due to lower energy costs at Telenet;
- An increase in outsourced labor costs of \$11.5 million or 12.0%, primarily associated with customer-facing activities at Telenet;
- A \$11.2 million increase in costs at Telenet associated with the one-time benefit during the second quarter of 2023 from expected settlements of certain operational contingencies;
- A decrease in personnel costs of \$9.8 million or 4.4%, primarily due to (i) lower average costs per employee, as an overall decrease was only partially offset by an increase at Telenet, and (ii) lower staffing levels; and
- A decrease in customer service costs of \$8.7 million or 12.2%, primarily related to lower call center costs at Telenet.

## SG&A expenses

SG&A expenses include human resources, information technology, general services, management, finance, legal, external sales and marketing costs, share-based compensation and other general expenses. We do not include share-based compensation in the following discussion and analysis of the SG&A expenses of our consolidated reportable segments as share-based compensation expense is not included in the performance measures of our consolidated reportable segments. Share-based compensation expense is separately discussed further below.

The details of our SG&A expenses are as follows:

	Year ended December 31,		Increase (decrease)		Organic increase (decrease)	
	2024	2023	\$	%	\$	%
<b>in millions, except percentages</b>						
Telenet	\$ 512.2	\$ 472.1	\$ 40.1	8.5	\$ 40.3	8.5
VM Ireland	61.9	62.3	(0.4)	(0.6)	(0.3)	(0.5)
Total consolidated reportable segments	574.1	534.4	39.7	7.4		
Plus: all other category	418.6	395.0	23.6	6.0		
Less: elimination of intercompany consolidated SG&A expenses	(4.6)	(3.7)	(0.9)	N.M.		
Total consolidated (excluding share-based compensation expense)	988.1	925.7	62.4	6.7	\$ 43.2	4.6
Share-based compensation expense	150.5	193.5	(43.0)	(22.2)		
Total consolidated	\$ 1,138.6	\$ 1,119.2	\$ 19.4	1.7		

N.M. — Not Meaningful.

## Supplemental SG&A expense information

	Year ended December 31,		Increase		Organic increase	
	2024	2023	\$	%	\$	%
<b>in millions, except percentages</b>						
General and administrative (a)	\$ 686.6	\$ 637.4	\$ 49.2	7.7	\$ 29.9	4.6
External sales and marketing	301.5	288.3	13.2	4.6	13.3	4.6
Total	\$ 988.1	\$ 925.7	\$ 62.4	6.7	\$ 43.2	4.6

(a) General and administrative expenses include all personnel-related costs within our SG&A expenses, including personnel-related costs associated with our sales and marketing function.

Our SG&A expenses (exclusive of share-based compensation expense) increased \$62.4 million or 6.7% during 2024, as compared to 2023. This increase includes an increase of \$14.7 million attributable to the impact of the Formula E Acquisition. On an organic basis, our SG&A expenses increased \$43.2 million or 4.6%. This increase includes the following factors:

- An increase in personnel costs of \$29.7 million or 6.2%, primarily at Telenet, due to (i) an increase in temporary personnel costs and (ii) higher average costs per employee; and
- An increase in external sales and marketing costs of \$13.3 million or 4.6%, primarily due to higher costs associated with advertising campaigns at Telenet.

*Share-based compensation expense*

Our share-based compensation expense primarily relates to the share-based incentive awards issued by Liberty Global to its employees and employees of its subsidiaries. A summary of our aggregate share-based compensation expense is set forth below:

	<b>Year ended December 31,</b>	
	<b>2024</b>	<b>2023</b>
<b>in millions</b>		
<b>Liberty Global (a):</b>		
Non-performance based incentive awards (b)	\$ 113.9	\$ 137.7
Performance based incentive awards (c)	18.6	6.9
Other (d)	29.7	26.9
<b>Total Liberty Global</b>	<b>162.2</b>	<b>171.5</b>
Telenet share-based incentive awards (e)	—	27.7
Other	6.1	5.6
<b>Total</b>	<b>\$ 168.3</b>	<b>\$ 204.8</b>
<b>Included in:</b>		
Other operating expenses	\$ 17.8	\$ 11.3
Total SG&A expenses	150.5	193.5
<b>Total</b>	<b>\$ 168.3</b>	<b>\$ 204.8</b>

- (a) In accordance with the terms of the Telenet Takeover Bid, we issued Telenet Replacement Awards to employees and former directors of Telenet in exchange for corresponding Telenet awards. In connection with the Telenet Takeover Bid, the Telenet Replacement Awards were remeasured as of October 13, 2023 in a 1:2 ratio between Liberty Global Class A and Liberty Global Class C common shares. No incremental share-based compensation expense was recognized from the remeasurement and modification of the Telenet awards. The Telenet Replacement Awards were re-granted on November 7, 2023, resulting in total share-based compensation expense of \$50.0 million, of which \$8.5 million was recognized on this date due to the immediate vesting of select Telenet Replacement Awards. The remaining expense of \$41.5 million will be amortized over the remaining service periods of the unvested Telenet Replacement Awards, subject to forfeitures and the satisfaction of performance conditions. For further information regarding the Telenet Takeover Bid, see note 14 to our consolidated financial statements.
- (b) In April 2023, the compensation committee of our board of directors approved the extension of the expiration dates of outstanding SARs and director options granted in 2016 through 2018 from a seven-year term to a ten-year term (prior to 2019, awards granted under the 2014 Incentive Plans expired seven years after the grant date). Accordingly, the Black-Scholes fair values of the outstanding awards increased, resulting in the recognition of an aggregate incremental share-based compensation expense of \$25.9 million during 2023.
- (c) The 2024 amount includes share-based compensation expense related to the 2024 PSUs. The 2023 amount includes share-based compensation expense related to certain Telenet Replacement Awards.
- (d) Represents annual incentive compensation and defined contribution plan liabilities that have been or are expected to be settled with Liberty Global common shares. In the case of the annual incentive compensation, shares have been or will be issued to senior management and key employees pursuant to a shareholding incentive program. The shareholding incentive program allows these employees to elect to receive up to 100% of their annual incentive compensation in common shares of Liberty Global in lieu of cash. In addition, amounts include compensation expense related to the Ventures Incentive Plans.
- (e) Represents the share-based compensation expense associated with Telenet's share-based incentive awards prior to the Telenet Takeover Bid. In addition, €7.6 million (\$8.2 million at the applicable rate) was expensed during the fourth quarter of 2023 related to the reimbursement of certain employee income taxes associated with the ESOP 2019 and the ESOP 2020.

For additional information concerning our share-based compensation, see note 15 to our consolidated financial statements.

#### *Depreciation and amortization expense*

Our depreciation and amortization expense was \$1,002.0 million and \$1,216.4 million during 2024 and 2023, respectively. Excluding the effects of FX, depreciation and amortization expense decreased \$207.4 million or 17.1% during 2024, as compared to 2023. This decrease is primarily due to the net effect of (i) a decrease associated with certain assets becoming fully depreciated, including (a) with respect to the impact of our decision in May 2023 to market and sell certain of our internally-developed software to third parties and (b) amounts at Telenet, (ii) an increase associated with property and equipment additions related to the installation of CPE, the expansion and upgrade of our networks and other capital initiatives, primarily at Telenet and VM Ireland, and (iii) an increase associated with acquisitions, primarily related to the Telenet Wyre Transaction. For additional information regarding our recent acquisitions, see note 5 to our consolidated financial statements.

#### *Impairment, restructuring and other operating items, net*

We recognized impairment, restructuring and other operating items, net, of \$49.6 million and \$43.0 million during 2024 and 2023, respectively.

The 2024 amount primarily includes (i) restructuring costs of \$25.3 million, including amounts at Telenet, and (ii) a provision for legal contingencies of \$20.7 million.

The 2023 amount primarily includes (i) direct acquisition and disposition costs of \$29.3 million, primarily at Telenet, and (ii) restructuring costs of \$20.0 million, primarily at Telenet and VM Ireland.

If, among other factors, the adverse impacts of economic, competitive, regulatory or other factors were to cause our results of operations or cash flows to be worse than anticipated, we could conclude in future periods that impairment charges are required in order to reduce the carrying values of our goodwill and, to a lesser extent, other long-lived assets. Any such impairment charges could be significant.

For additional information regarding our impairments, see *Critical Accounting Policies, Judgments and Estimates — Impairment of Goodwill* below.

#### *Interest expense*

We recognized interest expense of \$574.7 million and \$505.0 million during 2024 and 2023, respectively. Excluding the effects of FX, interest expense increased \$69.5 million or 13.8% during 2024, as compared to 2023. This increase is primarily attributable to a higher average outstanding debt balance and a higher weighted average interest rate. For additional information regarding our outstanding indebtedness, see note 11 to our consolidated financial statements.

It is possible that the interest rates on (i) any new borrowings could be higher than the current interest rates on our existing indebtedness and (ii) our variable-rate indebtedness could increase in future periods. As further discussed in note 8 to our consolidated financial statements and under Item 7A. *Qualitative and Quantitative Disclosures about Market Risk* below, we use derivative instruments to manage our interest rate risks.

*Realized and unrealized gains on derivative instruments, net*

Our realized and unrealized gains or losses on derivative instruments include (i) unrealized changes in the fair values of our derivative instruments that are non-cash in nature until such time as the derivative contracts are fully or partially settled and (ii) realized gains or losses upon the full or partial settlement of the derivative contracts. The details of our realized and unrealized gains on derivative instruments, net, are as follows:

	<b>Year ended December 31,</b>	
	<b>2024</b>	<b>2023</b>
<b>in millions</b>		
Cross-currency and interest rate derivative contracts (a)	\$ 323.7	\$ (186.2)
Equity-related derivative instruments (b)	(38.6)	258.5
Foreign currency forward and option contracts	30.0	6.1
Other	0.1	(0.1)
<b>Total</b>	<b>\$ 315.2</b>	<b>\$ 78.3</b>

(a) The gain during 2024 is primarily attributable to the net effect of (i) a net gain associated with changes in the relative value of certain currencies and (ii) a net loss associated with changes in certain market interest rates. In addition, the gain during 2024 includes a net loss of \$7.7 million resulting from changes in our credit risk valuation adjustments. The loss during 2023 is attributable to net losses associated with changes in (a) certain market interest rates and (b) the relative value of certain currencies. In addition, the loss during 2023 includes a net gain of \$8.4 million resulting from changes in our credit risk valuation adjustments.

(b) For information concerning the factors that impact the valuations of our equity-related derivative instruments, see note 9 to our consolidated financial statements.

For additional information concerning our derivative instruments, see note 8 to our consolidated financial statements and Item 7A. *Quantitative and Qualitative Disclosures about Market Risk* below.

*Foreign currency transaction gains (losses), net*

Our foreign currency transaction gains or losses primarily result from the remeasurement of monetary assets and liabilities that are denominated in currencies other than the underlying functional currency of the applicable entity. Unrealized foreign currency transaction gains or losses are computed based on period-end exchange rates and are non-cash in nature until such time as the amounts are settled. The details of our foreign currency transaction gains (losses), net, are as follows:

	<b>Year ended December 31,</b>	
	<b>2024</b>	<b>2023</b>
<b>in millions</b>		
Intercompany balances denominated in a currency other than the entity's functional currency (a)	\$ 1,964.0	\$ (839.0)
U.S. dollar-denominated debt issued by euro functional currency entities	(217.7)	116.1
Cash and restricted cash denominated in a currency other than the entity's functional currency	8.8	6.2
Other	1.4	(3.0)
<b>Total</b>	<b>\$ 1,756.5</b>	<b>\$ (719.7)</b>

(a) Amounts primarily relate to loans between certain of our non-operating subsidiaries in Europe.

For information regarding how we manage our exposure to foreign currency risk, see Item 7A. *Quantitative and Qualitative Disclosures about Market Risk — Foreign Currency Risk* below.

*Realized and unrealized losses due to changes in fair values of certain investments, net*

Our realized and unrealized gains or losses due to changes in fair values of certain investments include unrealized gains or losses associated with changes in fair values that are non-cash in nature until such time as these gains or losses are realized through cash transactions. For additional information regarding our investments and fair value measurements, see notes 7 and 9, respectively, to our consolidated financial statements. The details of our realized and unrealized losses due to changes in fair values of certain investments, net, are as follows:

	<b>Year ended December 31,</b>	
	<b>2024</b>	<b>2023</b>
<b>in millions</b>		
EdgeConneX	\$ 147.6	\$ 122.3
Plume	(95.4)	(77.8)
Lacework (a)	(75.8)	(148.6)
Vodafone	57.4	(362.4)
Televisa Univision	(52.1)	(9.9)
ITV	46.9	(40.5)
SMAs	33.7	(26.4)
Pax8 (b)	(27.9)	1.3
Aviatrix	(24.5)	(22.7)
Lionsgate	(16.2)	32.9
Other, net	(22.1)	(24.8)
Total	<u>\$ (28.4)</u>	<u>\$ (556.6)</u>

(a) We completed the sale of our investment in Lacework during the third quarter of 2024.

(b) We completed the sale of our investment in Pax8 during the fourth quarter of 2024.

*Share of results of affiliates, net*

The following table sets forth the details of our share of results of affiliates, net:

	<b>Year ended December 31,</b>	
	<b>2024</b>	<b>2023</b>
<b>in millions</b>		
VodafoneZiggo JV (a)	\$ (69.3)	\$ (196.7)
AtlasEdge JV	(40.9)	(31.1)
Formula E (b)	(29.1)	(19.4)
VMO2 JV (c)	(29.0)	(1,723.1)
All3Media (d)	(15.5)	4.0
Streamz	(2.3)	(6.9)
nexfibre JV	(2.2)	(34.7)
Other, net	(17.3)	(10.5)
Total	<u>\$ (205.6)</u>	<u>\$ (2,018.4)</u>

(a) Represents (i) our 50% share of the results of operations of the VodafoneZiggo JV and (ii) interest income of \$55.4 million and \$55.3 million, respectively, representing 100% of the interest earned on the VodafoneZiggo JV Receivables. The summarized results of operations of the VodafoneZiggo JV are set forth below:

Year ended December 31,	
2024	2023
in millions	

Revenue	\$ 4,450.5	\$ 4,450.5
Adjusted EBITDA	\$ 2,033.9	\$ 1,972.5
Operating income (1)	\$ 321.0	\$ 250.5
Non-operating expense (2)	\$ (707.3)	\$ (865.1)
Net loss	\$ (257.1)	\$ (510.0)

(1) Includes depreciation and amortization expense of \$1,696.3 million and \$1,677.2 million, respectively.

(2) Includes interest expense of \$822.9 million and \$787.8 million, respectively.

The change in the VodafoneZiggo JV's revenue during 2024, as compared to 2023, is primarily due to the net effect of (i) a decrease in residential fixed revenue, (ii) an increase in residential mobile revenue and (iii) an increase in B2B fixed revenue. The change in the VodafoneZiggo JV's Adjusted EBITDA during 2024, as compared to 2023, is primarily due to the net effect of (a) lower energy costs, (b) an increase in wage costs and (c) an increase in programming costs. In addition, the reported revenue and Adjusted EBITDA amounts are impacted by FX.

(b) Includes our share of results of Formula E prior to the Formula E Acquisition Date.

(c) Represents (i) our 50% share of the results of operations of the VMO2 JV and (ii) 100% of the share-based compensation expense associated with Liberty Global awards granted to VMO2 JV employees who were formerly employees of Liberty Global prior to the VMO2 JV formation, as these awards remain our responsibility. The summarized results of operations of the VMO2 JV are set forth below:

Year ended December 31,	
2024	2023
in millions	

Revenue	\$ 13,649.7	\$ 13,574.1
Adjusted EBITDA	\$ 4,503.4	\$ 4,531.3
Operating income (loss) (1)	\$ 1,037.8	\$ (2,274.5)
Non-operating expense (2)	\$ (1,004.7)	\$ (1,454.3)
Net loss	\$ (1,634.7)	\$ (3,438.6)

(1) Includes depreciation and amortization expense of \$3,311.7 million and \$3,693.5 million, respectively.

(2) Includes interest expense of \$1,634.7 million and \$1,505.1 million, respectively. In addition, the 2023 amount includes a charge of £2.3 billion (\$2.9 billion at the applicable rate) related to the VMO2 JV's goodwill impairment, as described in note 7 to our consolidated financial statements.

The change in the VMO2 JV's revenue during 2024, as compared to 2023, is primarily due to the net effect of (i) a decrease in mobile revenue due to lower handset sales, (ii) an increase in other revenue related to low-margin construction revenue from the nexfibre JV, (iii) an increase in residential fixed revenue and (iv) a one-time increase in 2023 of \$48 million in other revenue due to a change in the contract terms with a related-party supplier, with each revenue category as defined and reported by the VMO2 JV. The change in the VMO2 JV's Adjusted EBITDA during 2024, as compared to 2023, is primarily due to the net effect of (a) higher costs related to information technology and digital efficiency programs, (b) the benefit of approximately \$62 million during 2024 related to higher capitalized costs by the VMO2 JV due to a change in the terms of a related-party contract under which Liberty Global now sells CPE hardware and embedded essential software to the VMO2 JV, (c) the aforementioned one-time revenue increase in 2023, (d) a handset inventory-related adjustment increasing cost of sales by approximately \$27 million in 2024 and (e) a reduction in costs of \$19 million in 2023 due to a change in the contract terms of services provided by a related-party. In addition, the reported revenue and Adjusted EBITDA amounts are impacted by FX.

(d) We completed the sale of our investment in All3Media during the second quarter of 2024.

For additional information regarding our equity method investments, see note 7 to our consolidated financial statements.

*Gain on sale of All3Media*

In connection with the sale of All3Media, we recognized a gain of \$242.9 million during 2024. For additional information, see note 7 to our consolidated financial statements.

*Gain associated with the Formula E Acquisition*

In connection with the Formula E Acquisition, we recognized a gain of \$190.7 million during 2024. For additional information, see note 5 to our consolidated financial statements.

*Gain associated with the Telenet Wyre Transaction*

In connection with the Telenet Wyre Transaction, we recognized a net gain of \$377.8 million during 2023. For additional information, see note 5 to our consolidated financial statements.

*Other income, net*

We recognized other income, net, of \$201.8 million and \$211.4 million during 2024 and 2023, respectively. These amounts include interest and dividend income of \$199.3 million and \$211.7 million, respectively.

*Income tax benefit (expense)*

We recognized income tax benefit (expense) of \$30.8 million and (\$213.1 million) during 2024 and 2023, respectively.

The income tax benefit during 2024 differs from the expected income tax expense of \$459.6 million (based on the U.K. income tax rate of 25.0%), primarily due to the net positive impact of (i) non-deductible or non-taxable foreign currency exchange results, (ii) certain permanent differences between the financial and tax accounting treatment of interest and other expenses and (iii) the recognition of previously unrecognized tax benefits.

The income tax expense during 2023 differs from the expected income tax benefit of \$809.8 million (based on the U.K. blended income tax rate of 23.5%), primarily due to the net negative impact of (i) certain permanent differences between the financial and tax accounting treatment of items associated with investments in subsidiaries and affiliates, (ii) a net increase in valuation allowances, (iii) non-deductible or non-taxable foreign currency exchange results and (iv) certain permanent differences between the financial and tax accounting treatment of interest and other expenses.

For additional information concerning our income taxes, see note 13 to our consolidated financial statements.

*Earnings (loss) from continuing operations*

During 2024 and 2023, we reported earnings (loss) from continuing operations of \$1,869.1 million and (\$3,659.1 million), respectively, consisting of (i) operating loss of \$60.1 million and \$313.8 million, respectively, (ii) net non-operating income (expense) of \$1,898.4 million and (\$3,132.2 million), respectively, and (iii) income tax benefit (expense) of \$30.8 million and (\$213.1 million), respectively.

Gains or losses associated with (i) changes in the fair values of derivative instruments, (ii) movements in foreign currency exchange rates and (iii) the disposition of assets and changes in ownership are subject to a high degree of volatility and, as such, any gains from these sources do not represent a reliable source of income. In the absence of significant gains in the future from these sources or from other non-operating items, our ability to achieve earnings is largely dependent on our ability to increase our aggregate operating income to a level that more than offsets the aggregate amount of our (a) interest expense, (b) other non-operating expenses and (c) income tax expense.

Due largely to the fact that we seek to maintain our debt at levels that provide for attractive equity returns, as discussed under *Liquidity and Capital Resources — Capitalization* below, we expect we will continue to report significant levels of interest expense for the foreseeable future. For information concerning our expectations with respect to trends that may affect

certain aspects of our operating results in future periods, see the discussion under *Overview* above. For information concerning the reasons for changes in specific line items in our consolidated statements of operations, see *Discussion and Analysis of our Reportable Segments* and *Discussion and Analysis of our Consolidated Operating Results* above.

*Earnings (loss) from discontinued operations, net of taxes*

We reported loss from discontinued operations, net of taxes, of \$223.2 million and \$214.7 million during 2024 and 2023, respectively, related to the operations of the Sunrise Entities. For additional information, see note 6 to our consolidated financial statements.

*Net earnings attributable to noncontrolling interests*

Net earnings attributable to noncontrolling interests was \$57.9 million and \$177.9 million during 2024 and 2023, respectively. The 2024 amount is primarily attributable to noncontrolling interests at Telenet associated with the results of operations of Wyre. The 2023 amount is primarily attributable to the results of operations of Telenet prior to the Telenet Takeover Bid.

## Liquidity and Capital Resources

### Sources and Uses of Cash

We are a holding company that is dependent on the capital resources of our subsidiaries to satisfy our liquidity requirements at the corporate level. Each of our significant operating subsidiaries is separately financed within one of our two subsidiary “borrowing groups”. These borrowing groups include the respective restricted parent and subsidiary entities within Telenet and VM Ireland. Although our borrowing groups typically generate cash from operating activities, the terms of the instruments governing the indebtedness of these borrowing groups may restrict our ability to access the liquidity of these subsidiaries. In addition, our ability to access the liquidity of these and other subsidiaries may be limited by tax and legal considerations, the presence of noncontrolling interests and other factors.

### Cash, cash equivalents and SMAs

The details of the U.S. dollar equivalent balances of our consolidated cash and cash equivalents and investments held under SMAs at December 31, 2024 are set forth in the following table (in millions):

Cash and cash equivalents held by:	
Liberty Global and unrestricted subsidiaries:	
Liberty Global (a)	\$ 3.6
Unrestricted subsidiaries (b)	690.7
Total Liberty Global and unrestricted subsidiaries	694.3
Borrowing groups (c):	
Telenet	1,109.7
VM Ireland	12.3
Total borrowing groups	1,122.0
Total cash and cash equivalents (d)	1,816.3
Investments held under SMAs (e)	433.1
Total cash and cash equivalents and investments held under SMAs	\$ 2,249.4

(a) Represents the amount held by Liberty Global on a standalone basis.

(b) Represents the aggregate amount held by subsidiaries that are outside of our borrowing groups.

(c) Represents the aggregate amounts held by the parent entity and restricted subsidiaries of our borrowing groups.

(d) The total cash and cash equivalents balance includes \$1,207.2 million or 66.5% and \$565.3 million or 31.1% denominated in euros and U.S. dollars, respectively.

(e) The balance of our investments held under SMAs is held by unrestricted subsidiaries of Liberty Global and includes \$408.9 million or 94.4% denominated in U.S. dollars.

For additional information regarding our cash and cash equivalents and investments held under SMAs, see the discussion under Item 7A. *Quantitative and Qualitative Disclosures about Market Risk — Cash and Investments* below.

### Liquidity of Liberty Global and its unrestricted subsidiaries

The \$3.6 million of cash held by Liberty Global and, subject to certain tax and legal considerations, the \$690.7 million of aggregate cash and cash equivalents held by unrestricted subsidiaries, together with the \$433.1 million of investments held under SMAs, represented available liquidity at the corporate level at December 31, 2024. Our remaining cash and cash equivalents of \$1,122.0 million at December 31, 2024 were held by our borrowing groups, as set forth in the table above. As noted above, various factors may limit our ability to access the cash of our borrowing groups. For information regarding certain limitations imposed by our subsidiaries’ debt instruments at December 31, 2024, see note 11 to our consolidated financial statements.

Our short-term sources of corporate liquidity include (i) cash and cash equivalents held by Liberty Global and, subject to certain tax and legal considerations, Liberty Global's unrestricted subsidiaries, (ii) investments held under SMAs, (iii) interest and dividend income received on our and, subject to certain tax and legal considerations, our unrestricted subsidiaries' cash and cash equivalents and investments, including dividend distributions received from the VMO2 JV or the VodafoneZiggo JV, (iv) cash received with respect to transitional and other services provided to various third parties and affiliates and (v) interest payments received with respect to the VodafoneZiggo JV Receivables.

From time to time, Liberty Global and its unrestricted subsidiaries may also receive (i) proceeds in the form of dividend distributions or loan repayments from Liberty Global's borrowing groups or affiliates (including amounts from the VMO2 JV or the VodafoneZiggo JV) upon (a) the completion of recapitalizations, refinancings, asset sales or similar transactions by these entities or (b) the accumulation of excess cash from operations or other means, (ii) proceeds upon the disposition of investments and other assets of Liberty Global and its unrestricted subsidiaries, such as the sales of UPC Poland and All3Media, and (iii) proceeds in connection with the incurrence of debt by Liberty Global or its unrestricted subsidiaries or the issuance of equity securities by Liberty Global, including equity securities issued to satisfy subsidiary obligations. No assurance can be given that any external funding would be available to Liberty Global or its unrestricted subsidiaries on favorable terms, or at all.

At December 31, 2024, our consolidated cash and cash equivalents included \$1,812.7 million held by entities that are domiciled outside of Bermuda. Based on our assessment of our ability to access the liquidity of our subsidiaries on a tax efficient basis and our expectations with respect to our corporate liquidity requirements, we do not anticipate that tax considerations will adversely impact our corporate liquidity over the next 12 months. Our ability to access the liquidity of our subsidiaries on a tax efficient basis is a consideration in assessing the extent of our share repurchase program.

In addition, the amount of cash we receive from our subsidiaries and affiliates to satisfy U.S. dollar-denominated liquidity requirements is impacted by fluctuations in exchange rates, particularly with regard to the translation of euros and British pound sterling into U.S. dollars. In this regard, the strengthening (weakening) of the U.S. dollar against these currencies will result in decreases (increases) in the U.S. dollars received from the applicable subsidiaries and affiliates to fund the repurchase of our equity securities and other U.S. dollar-denominated liquidity requirements.

Our short- and long-term liquidity requirements include (i) corporate general and administrative expenses, (ii) interest payments on the Vodafone Collar Loan and (iii) principal payments on the Vodafone Collar Loan to the extent not settled through the delivery of the underlying shares. In addition, Liberty Global and its unrestricted subsidiaries may require cash in connection with (a) the repayment of third-party and intercompany debt, (b) the satisfaction of contingent liabilities, (c) acquisitions, (d) the repurchase of equity and debt securities, (e) other investment opportunities, (f) any funding requirements of our subsidiaries and affiliates or (g) income tax payments.

During 2024, the aggregate amount of our share repurchases, including direct acquisition costs, was \$678.5 million. For additional information regarding our share repurchase programs, see note 14 to our consolidated financial statements.

#### *Liquidity of borrowing groups*

The cash and cash equivalents of our borrowing groups are detailed in the table above. In addition to cash and cash equivalents, the primary sources of liquidity of our borrowing groups are cash provided by operations and borrowing availability under their respective debt instruments. For the details of the borrowing availability of our borrowing groups at December 31, 2024, see note 11 to our consolidated financial statements. The aforementioned sources of liquidity may be supplemented in certain cases by contributions and/or loans from Liberty Global and its unrestricted subsidiaries.

The liquidity of our borrowing groups generally is used to fund (i) property and equipment additions, (ii) debt service requirements and (iii) income tax payments, as well as to settle certain obligations that are not included on our December 31, 2024 consolidated balance sheet. In this regard, we have significant commitments related to (a) purchase obligations associated with CPE and certain service-related commitments, (b) certain operating costs associated with our networks and (c) programming, studio output and sports rights contracts. These obligations are expected to represent a significant liquidity requirement of our borrowing groups, a significant portion of which is due over the next 12 to 24 months. For additional information regarding our commitments, see note 18 to our consolidated financial statements.

From time to time, our borrowing groups may also require liquidity in connection with (i) acquisitions and other investment opportunities, (ii) loans to Liberty Global or its unrestricted subsidiaries, (iii) capital distributions to Liberty Global and other equity owners or (iv) the satisfaction of contingent liabilities. No assurance can be given that any external funding would be available to our borrowing groups on favorable terms, or at all.

For additional information regarding our consolidated cash flows, see the discussion under *Consolidated Statements of Cash Flows* below.

### **Capitalization**

We seek to maintain our debt at levels that provide for attractive equity returns without assuming undue risk. In this regard, we generally seek to cause our operating subsidiaries to maintain their debt at levels that result in a consolidated debt balance (excluding the Vodafone Collar Loan and measured using subsidiary debt figures at swapped foreign currency exchange rates, consistent with the covenant calculation requirements of our subsidiary debt agreements) that is between four and five times our consolidated Adjusted EBITDA, although the timing of our acquisitions and financing transactions and the interplay of average and spot foreign currency rates may impact this ratio. Consolidated Adjusted EBITDA is a non-GAAP measure, which investors should view as a supplement to, and not a substitute for, GAAP measures of performance included in our consolidated statements of operations.

Our ability to service or refinance our debt and to maintain compliance with the leverage covenants in the credit agreements and indentures of our borrowing groups is dependent primarily on our ability to maintain or increase the Adjusted EBITDA of our operating subsidiaries and to achieve adequate returns on our property and equipment additions and acquisitions. In addition, our ability to obtain additional debt financing is limited by the incurrence-based leverage covenants contained in the various debt instruments of our borrowing groups. For example, if the Adjusted EBITDA of one of our borrowing groups were to decline, our ability to obtain additional debt could be limited. Under our credit facilities and senior secured notes there is no cross-default risk between subsidiary borrowing groups in the event that one or more of our borrowing groups were to experience significant declines in their Adjusted EBITDA to the extent they were no longer able to service their debt obligations. Any mandatory prepayment events or events of default that may occur would only impact the relevant borrowing group in which these events occur and do not allow for any recourse to other borrowing groups or Liberty Global Ltd. Our credit facilities and senior secured notes require that certain members of the relevant borrowing group guarantee the payment of all sums payable thereunder and such group members are required to grant first-ranking security over their shares or, in certain borrowing groups, over substantially all of their assets to secure the payment of all sums payable thereunder. At December 31, 2024, each of our borrowing groups was in compliance with its debt covenants. In addition, we do not anticipate any instances of non-compliance with respect to the debt covenants of our borrowing groups that would have a material adverse impact on our liquidity during the next 12 months.

At December 31, 2024, the outstanding principal amount of our consolidated debt, together with our finance lease obligations, aggregated \$9.2 billion, including \$0.9 billion that is classified as current on our consolidated balance sheet and \$2.4 billion that is not due until 2029 or thereafter. All of our consolidated debt and finance lease obligations have been borrowed or incurred by our subsidiaries at December 31, 2024.

We believe we have sufficient resources to repay or refinance the current portion of our debt and finance lease obligations and to fund our foreseeable liquidity requirements during the next 12 months. However, as our maturing debt grows in later years, we anticipate we will seek to refinance or otherwise extend our debt maturities. No assurance can be given that we will be able to complete these refinancing transactions or otherwise extend our debt maturities. In this regard, it is not possible to predict how political and economic conditions, sovereign debt concerns or any adverse regulatory developments could impact the credit and equity markets we access and, accordingly, our future liquidity and financial position. Our ability to access debt financing on favorable terms, or at all, could be adversely impacted by (i) the financial failure of any of our counterparties, which could (a) reduce amounts available under committed credit facilities and (b) adversely impact our ability to access cash deposited with any failed financial institution, and (ii) tightening of the credit markets. In addition, any weakness in the equity markets could make it less attractive to use our shares to satisfy contingent or other obligations, and sustained or increased competition, particularly in combination with adverse economic or regulatory developments, could have an unfavorable impact on our cash flows and liquidity.

For additional information concerning our debt and finance lease obligations, see notes 11 and 12, respectively, to our consolidated financial statements.

## Consolidated Statements of Cash Flows

*General.* Our cash flows are subject to significant variations due to FX. See related discussion under Item 7A. *Quantitative and Qualitative Disclosures about Market Risk — Foreign Currency Risk* below.

*Summary.* The 2024 and 2023 consolidated statements of cash flows of our continuing operations are summarized as follows:

	Year ended December 31,		Change
	2024	2023	
	in millions		
Net cash provided by operating activities	\$ 1,331.2	\$ 1,199.3	\$ 131.9
Net cash provided (used) by investing activities	1,145.5	(1,280.2)	2,425.7
Net cash used by financing activities	(806.2)	(595.2)	(211.0)
Effect of exchange rate changes on cash and cash equivalents and restricted cash	(64.0)	57.9	(121.9)
Net increase (decrease) in cash and cash equivalents and restricted cash	<u>\$ 1,606.5</u>	<u>\$ (618.2)</u>	<u>\$ 2,224.7</u>

*Operating Activities.* The increase in net cash provided by our operating activities is primarily attributable to the net effect of (i) an increase in cash provided by our Adjusted EBITDA and related working capital items, (ii) a decrease due to FX, (iii) a decrease in cash provided due to higher payments of interest, (iv) an increase in cash provided due to lower payments for taxes, including \$315.0 million related to a payment of disputed tax associated with a tax litigation matter during 2023 (see note 13 to our consolidated financial statements), (v) an increase in cash provided due to higher net cash receipts related to derivative instruments and (vi) a decrease in cash provided of \$143.5 million due to lower dividend distributions received from the VMO2 JV and the VodafoneZiggo JV. Consolidated Adjusted EBITDA is a non-GAAP measure, which investors should view as a supplement to, and not a substitute for, GAAP measures of performance included in our consolidated statements of operations.

*Investing Activities.* The change in net cash provided (used) by our investing activities is primarily attributable to the net effect of (i) an increase in cash of \$2,793.2 million associated with (a) lower net cash paid for investments, primarily related to our investment in Vodafone in 2023 and (b) higher net cash received from the sale of our investments held under SMAs, (ii) a decrease in cash of \$608.8 million due to lower dividend distributions received from the VMO2 JV, (iii) an increase in cash of \$411.7 million in connection with the sale of our investment in All3Media during 2024 and (iv) a decrease in cash of \$199.1 million in connection with the Formula E Acquisition during 2024.

The capital expenditures we report in our consolidated statements of cash flows do not include amounts that are financed under capital-related vendor financing or finance lease arrangements. Instead, these amounts are reflected as non-cash additions to our property and equipment when the underlying assets are delivered and as repayments of debt when the principal is repaid. In this discussion, we refer to (i) our capital expenditures as reported in our consolidated statements of cash flows, which exclude amounts financed under capital-related vendor financing or finance lease arrangements, and (ii) our total consolidated property and equipment additions, which include our capital expenditures on an accrual basis and amounts financed under capital-related vendor financing or finance lease arrangements. For further details regarding our property and equipment additions, see note 19 to our consolidated financial statements. A reconciliation of our consolidated property and equipment additions to our consolidated capital expenditures, as reported in our consolidated statements of cash flows, is set forth below:

	<b>Year ended December 31,</b>	
	<b>2024</b>	<b>2023</b>
	<b>in millions</b>	
Property and equipment additions	\$ 1,061.9	\$ 1,014.4
Assets acquired under capital-related vendor financing arrangements	(76.8)	(96.3)
Assets acquired under finance leases	(7.4)	(20.9)
Changes in current liabilities related to capital expenditures	(69.2)	24.7
Capital expenditures, net	<u>\$ 908.5</u>	<u>\$ 921.9</u>

The increase in our property and equipment additions during 2024, as compared to 2023, is primarily due to an increase in local currency expenditures of our subsidiaries due to the net effect of (i) an increase in expenditures for new build and upgrade projects, (ii) a decrease in expenditures to support new customer products and operational efficiency initiatives, (iii) a decrease in expenditures for the purchase and installation of CPE and (iv) an increase in baseline expenditures, including network improvements and expenditures for property and facilities and information technology systems. During 2024 and 2023, our property and equipment additions represented 24.5% and 24.6% of revenue, respectively.

We expect our 2025 property and equipment additions to increase as compared to our 2024 property and equipment additions. The actual amount of our 2025 property and equipment additions may vary from our expectations for a variety of reasons, including (i) changes in (a) the competitive or regulatory environment, (b) business plans, (c) our expected future operating results or (d) foreign currency exchange rates and (ii) the availability of sufficient capital. Accordingly, no assurance can be given that our actual property and equipment additions will not vary materially from our expectations.

*Financing Activities.* The increase in net cash used by our financing activities is primarily attributable to the net effect of (i) an increase in cash used of \$1,983.4 million due to lower net borrowings of debt, including borrowings in 2023 related to (a) the Vodafone Collar Loan and (b) the Telenet Takeover Bid, (ii) a decrease in cash used of \$985.7 million due to the acquisition of shares in connection with the Telenet Takeover Bid in 2023 and (iii) a decrease in cash used of \$804.9 million due to lower repurchases of Liberty Global common shares.

### Adjusted Free Cash Flow

We define adjusted free cash flow as net cash provided by the operating activities of our continuing operations, plus operating-related vendor financed expenses (which represents an increase in the period to our actual cash available as a result of extending vendor payment terms beyond normal payment terms, which are typically 90 days or less, through non-cash financing activities), less (i) cash payments in the period for capital expenditures, (ii) principal payments on operating- and capital-related amounts financed by vendors and intermediaries (which represents a decrease in the period to our actual cash available as a result of paying amounts to vendors and intermediaries where we previously had extended vendor payments beyond the normal payment terms) and (iii) principal payments on finance leases (which represents a decrease in the period to our actual cash available), each as reported in our consolidated statements of cash flows, with each item excluding any cash provided or used by our discontinued operations. Net cash provided by operating activities of our continuing operations includes cash paid for third-party costs directly associated with successful and unsuccessful acquisitions and dispositions of \$9.1 million and \$27.7 million during 2024 and 2023, respectively.

We believe our presentation of adjusted free cash flow, which is a non-GAAP measure, provides useful information to our investors because this measure can be used to gauge our ability to (i) service debt and (ii) fund new investment opportunities after consideration of all actual cash payments related to our working capital activities and expenses that are capital in nature whether paid inside normal vendor payment terms or paid later outside normal vendor payment terms (in which case we typically pay in less than 365 days). Adjusted free cash flow should not be understood to represent our ability to fund discretionary amounts, as we have various mandatory and contractual obligations, including debt repayments, that are not deducted to arrive at these amounts. Investors should view adjusted free cash flow as a supplement to, and not a substitute for, GAAP measures of liquidity included in our consolidated statements of cash flows. Further, our adjusted free cash flow may differ from how other companies define and apply their definition of adjusted free cash flow.

The following table provides the details of our adjusted free cash flow:

	Year ended December 31,	
	2024	2023
	in millions	
Net cash provided by operating activities of our continuing operations	\$ 1,331.2	\$ 1,199.3
Operating-related vendor financing additions (a)	372.3	346.2
Cash capital expenditures, net	(908.5)	(921.9)
Principal payments on operating-related vendor financing	(363.7)	(376.2)
Principal payments on capital-related vendor financing	(114.0)	(119.3)
Principal payments on finance leases	(5.6)	(21.0)
Adjusted free cash flow	<u>\$ 311.7</u>	<u>\$ 107.1</u>

- (a) For purposes of our consolidated statements of cash flows, operating-related vendor financing additions represent operating-related expenses financed by an intermediary that are treated as constructive operating cash outflows and constructive financing cash inflows when the intermediary settles the liability with the vendor. When we pay the financing intermediary, we record financing cash outflows in our consolidated statements of cash flows. For purposes of our adjusted free cash flow definition, we (i) add in the constructive financing cash inflow when the intermediary settles the liability with the vendor as our actual net cash available at that time is not affected and (ii) subsequently deduct the related financing cash outflow when we actually pay the financing intermediary, reflecting the actual reduction to our cash available to service debt or fund new investment opportunities.

## Critical Accounting Policies, Judgments and Estimates

In connection with the preparation of our consolidated financial statements, we make estimates and assumptions that affect the reported amounts of assets and liabilities, revenue and expenses and related disclosure of contingent assets and liabilities. Critical accounting policies are defined as those policies that are reflective of significant judgments, estimates and uncertainties, which would potentially result in materially different results under different assumptions and conditions. We believe the following accounting policies are critical in the preparation of our consolidated financial statements because of the judgment necessary to account for these matters and the significant estimates involved, which are susceptible to change:

- Impairment of goodwill;
- Costs associated with the capitalization of property and equipment;
- Fair value measurements; and
- Income tax accounting.

We have discussed the selection of the aforementioned critical accounting policies with the audit committee of our board of directors. For additional information concerning our significant accounting policies, see note 3 to our consolidated financial statements.

### *Impairment of Goodwill*

*Carrying Value.* The aggregate carrying value of our goodwill comprised 12.4% of our total assets at December 31, 2024.

We evaluate goodwill for impairment at least annually on October 1 and whenever facts and circumstances indicate that a reporting unit's carrying amount may not be recoverable. For impairment evaluations, we first make a qualitative assessment to determine if the goodwill may be impaired. If it is more-likely-than-not that a reporting unit's fair value is less than its carrying value, we then compare the fair value of the reporting unit to its respective carrying amount. Any excess of the carrying amount over the fair value would be charged to operations as an impairment loss. A reporting unit is an operating segment or one level below an operating segment (referred to as a "component").

When required, considerable management judgment may be necessary to estimate the fair value of reporting units. We determine fair value using an income-based approach (discounted cash flows) based on assumptions in our long-range business plans or a market-based approach (current multiples of comparable public companies and guideline transactions) and, in some cases, a combination of an income-based approach and a market-based approach. With respect to our discounted cash flow analysis used in the income-based approach, the timing and amount of future cash flows under these business plans require estimates of, among other items, subscriber growth and retention rates, rates charged per product, expected gross margins and Adjusted EBITDA margins and expected property and equipment additions. The development of these cash flows, and the discount rate applied to the cash flows, is subject to inherent uncertainties, and actual results could vary significantly from such estimates. Our determination of the discount rate is based on a weighted average cost of capital approach, which uses a market participant's cost of equity and after-tax cost of debt and reflects the risks inherent in the cash flows. Based on the results of our 2024 qualitative assessment of our reporting unit carrying values, we determined that it was more-likely-than-not that fair value exceeded carrying value for all of our reporting units.

During the three years ended December 31, 2024, we did not record any significant impairment charges with respect to our goodwill. For additional information regarding our goodwill, see note 10 to our consolidated financial statements.

If, among other factors, the adverse impacts of economic, competitive, regulatory or other factors were to cause our results of operations or cash flows to be worse than anticipated, we could conclude in future periods that impairment charges are required in order to reduce the carrying values of our goodwill. Any such impairment charges could be significant.

### *Costs Associated with the Capitalization of Property and Equipment*

We capitalize costs associated with the construction of new, or upgrades to existing, fixed and mobile transmission and distribution facilities, the installation of new fixed-line services and the development of internal-use software. Installation activities that are capitalized include (i) the initial connection (or drop) from our fixed-line system to a customer location, (ii) the replacement of a drop and (iii) the installation of equipment for new, or upgrades to existing, fixed-line services. The costs of other customer-facing activities, such as reconnecting customer locations where a drop already exists, disconnecting customer locations and repairing or maintaining drops, are expensed as incurred. We capitalize internal and external costs

directly associated with the development of internal-use software. Costs related to the development of entertainment- and connectivity-related software that we externally market, or plan to externally market, to third parties are expensed as incurred, as the time period between technological feasibility and product launch is generally limited in duration and the associated costs during said time period are not significant.

We make judgments regarding the construction, upgrade and installation activities to be capitalized and the development of internal-use software. In addition to direct external and internal labor and materials, we also capitalize other costs directly attributable to our construction and installation activities, including dispatch costs, quality-control costs, vehicle-related costs and certain warehouse-related costs. The capitalization of these costs is based on time sheets, standard costs, call tracking systems and other verifiable means that directly link the costs incurred with the applicable capitalizable activity. We continuously monitor the appropriateness of our capitalization policies and update the policies when necessary to respond to changes in facts and circumstances, such as the development of new products and services and changes in the manner that installations, construction or upgrade activities or the development of internal-use software are performed.

### ***Fair Value Measurements***

GAAP provides guidance with respect to the recurring and nonrecurring fair value measurements and for a fair value hierarchy that prioritizes the inputs to valuation techniques used to measure fair value into three broad levels. Level 1 inputs are quoted market prices in active markets for identical assets or liabilities that the reporting entity has the ability to access at the measurement date. Level 2 inputs are inputs other than quoted market prices included within Level 1 that are observable for the asset or liability, either directly or indirectly. Level 3 inputs are unobservable inputs for the asset or liability.

*Recurring Valuations.* We perform recurring fair value measurements with respect to our derivative instruments and our fair value method investments. We use (i) cash flow valuation models to determine the fair values of our interest rate and foreign currency derivative instruments and (ii) a Black-Scholes option pricing model to determine the fair values of our equity-related derivative instruments. We use quoted market prices when available and, when not available, we use a combination of an income approach (discounted cash flows) and a market approach (market multiples of similar businesses) to determine the fair value of our fair value method investments. For a detailed discussion of the inputs we use to determine the fair value of our derivative instruments and fair value method investments, see note 9 to our consolidated financial statements. For information concerning our fair value method investments and derivative instruments, see notes 7 and 8, respectively, to our consolidated financial statements.

Changes in the fair values of our derivative instruments and fair value method investments have had, and we believe will continue to have, a significant and volatile impact on our results of operations. During 2024, 2023 and 2022, we recognized net gains (losses) of \$286.8 million, (\$478.3 million) and \$537.4 million, respectively, attributable to changes in the fair values of these items.

As further described in note 9 to our consolidated financial statements, actual amounts received or paid upon the settlement or disposition of these investments and instruments may differ materially from the recorded fair values at December 31, 2024.

For information concerning the sensitivity of the fair value of certain of our more significant derivative instruments to changes in market conditions, see Item 7A. *Quantitative and Qualitative Disclosures About Market Risk — Sensitivity Information* below.

*Nonrecurring Valuations.* Our nonrecurring valuations are primarily associated with (i) the application of acquisition accounting, (ii) impairment assessments and (iii) the accounting for our initial investment in significant joint ventures, each of which require that we make fair value determinations as of the applicable valuation date. In making these determinations, we are required to make estimates and assumptions that affect the recorded amounts, including, but not limited to, expected future cash flows, market comparables and discount rates, remaining useful lives of long-lived assets, replacement or reproduction costs of property and equipment and the amounts to be recovered in future periods from acquired net operating losses and other deferred tax assets. To assist us in making these fair value determinations, we may engage third-party valuation specialists. Our estimates in this area impact, among other items, the amount of depreciation and amortization, impairment charges and income tax expense or benefit that we report. Our estimates of fair value are based upon assumptions we believe to be reasonable, but which are inherently uncertain. A significant portion of our long-lived assets were initially recorded through the application of acquisition accounting and all of our long-lived assets are subject to impairment assessments. For additional information, see note 9 to our consolidated financial statements. For information regarding our acquisitions and long-lived assets, see notes 5 and 10, respectively, to our consolidated financial statements.

## *Income Tax Accounting*

We are required to estimate the amount of income tax payable or refundable for the current year and the deferred tax assets and liabilities for the future tax consequences attributable to differences between the financial statement carrying amounts and income tax basis of assets and liabilities and the expected benefits of utilizing net operating losses and tax credit carryforwards, using enacted tax rates in effect for each taxing jurisdiction in which we operate for the year in which those temporary differences are expected to be recovered or settled. This process requires our management to make assessments regarding the timing and probability of the ultimate tax impact of such items.

Net deferred tax assets are reduced by a valuation allowance if, based on our evaluation of all available evidence, we believe that it is more-likely-than-not such net deferred tax assets will not be realized. Establishing or reducing a tax valuation allowance requires us to make assessments about the timing of future events, including the probability of expected future taxable income and available tax planning strategies. At December 31, 2024, the aggregate valuation allowance provided against deferred tax assets was \$1,934.1 million. The actual amount of deferred income tax benefits realized in future periods will likely differ from the net deferred tax assets reflected in our December 31, 2024 consolidated balance sheet due to, among other factors, possible future changes in income tax law, or interpretations thereof, in the jurisdictions in which we operate and differences between estimated and actual future taxable income. Any such factors could have a material effect on our current and deferred tax positions as reported in our consolidated financial statements. A high degree of judgment is required to assess the impact of possible future outcomes on our current and deferred tax positions.

Tax laws in jurisdictions in which we have a presence are subject to varied interpretation, and many tax positions we take are subject to significant uncertainty regarding whether the position will be ultimately sustained after review by the relevant tax authority. We recognize the financial statement effects of a tax position when it is more-likely-than-not, based on technical merits, that the position will be sustained upon examination. The determination of whether the tax position meets the more-likely-than-not threshold requires a facts-based judgment using all information available. In a number of cases, we have concluded that the more-likely-than-not threshold is not met and, accordingly, the amount of tax benefit recognized in our consolidated financial statements is different than the amount taken or expected to be taken in our tax returns. As of December 31, 2024, the amount of unrecognized tax benefits for financial reporting purposes, but taken or expected to be taken in our tax returns, was \$302.0 million, of which \$266.6 million would have a favorable impact on our effective income tax rate if ultimately recognized, after considering amounts that we would expect to be offset by valuation allowances.

We are required to continually assess our tax positions, and the results of tax examinations or changes in judgment can result in substantial changes to our unrecognized tax benefits.

## **Item 7A. QUANTITATIVE AND QUALITATIVE DISCLOSURES ABOUT MARKET RISK**

We are exposed to market risk in the normal course of our business operations due to our investments in various foreign countries and ongoing investing and financing activities. Market risk refers to the risk of loss arising from adverse changes in foreign currency exchange rates, interest rates and stock prices. The risk of loss can be assessed from the perspective of adverse changes in fair values, cash flows and future earnings. As further described below, we have established policies, procedures and processes governing our management of market risks and the use of derivative instruments to manage our exposure to such risks.

### ***Cash and Investments***

We invest our cash in highly liquid instruments that meet high credit quality standards. We are exposed to exchange rate risk to the extent that the denominations of our cash and cash equivalent balances, revolving lines of credit and other short-term sources of liquidity do not correspond to the denominations of our and our subsidiaries' short-term liquidity requirements. In order to mitigate this risk, we actively manage the denominations of our cash balances in light of our and our subsidiaries' forecasted liquidity requirements. At December 31, 2024 and 2023, our consolidated cash balances included \$1,207.2 million or 66.5% and \$967.2 million or 68.6%, respectively, denominated in euros and \$565.3 million or 31.1% and \$408.7 million or 29.0%, respectively, denominated in U.S. dollars. At December 31, 2024 and 2023, the balance of our consolidated investments held under SMAs included \$408.9 million or 94.4% and \$2,276.1 million or 100%, respectively, denominated in U.S. dollars.

We are exposed to market price fluctuations related to our investment in Vodafone shares, which had an aggregate value of \$1,141.5 million at December 31, 2024. All of our Vodafone shares are held through the Vodafone Collar. For information regarding the terms of the Vodafone Collar and Vodafone Collar Loan, see note 8 to our consolidated financial statements. Our exposure to market risk is limited for the shares held through the Vodafone Collar. For additional information regarding our investment in Vodafone shares, see note 7 to our consolidated financial statements.

### ***Foreign Currency Risk***

We are exposed to foreign currency exchange rate risk with respect to our consolidated debt in situations where our debt is denominated in a currency other than the functional currency of the operations whose cash flows support our ability to repay or refinance such debt. Although we generally match the denomination of our and our subsidiaries' borrowings with the functional currency of the operations that are supporting the respective borrowings, market conditions or other factors may cause us to enter into borrowing arrangements that are not denominated in the functional currency of the underlying operations (unmatched debt). In these cases, our policy is to provide for an economic hedge against foreign currency exchange rate movements by using derivative instruments to synthetically convert unmatched debt into the applicable underlying currency. At December 31, 2024, substantially all of our debt was either directly or synthetically matched to the applicable functional currencies of the underlying operations. For additional information concerning the terms of our derivative instruments, see note 8 to our consolidated financial statements.

In addition to the exposure that results from the mismatch of our borrowings and underlying functional currencies, we are exposed to foreign currency risk to the extent that we enter into transactions denominated in currencies other than our or our subsidiaries' respective functional currencies (non-functional currency risk), such as equipment purchases, programming contracts, notes payable and notes receivable (including intercompany amounts). Changes in exchange rates with respect to amounts recorded on our consolidated balance sheets related to these items will result in unrealized (based upon period-end exchange rates) or realized foreign currency transaction gains and losses upon settlement of the transactions. Moreover, to the extent that our revenue, costs and expenses are denominated in currencies other than our respective functional currencies, we will experience fluctuations in our revenue, costs and expenses solely as a result of changes in foreign currency exchange rates. Generally, we will consider hedging non-functional currency risks when the risks arise from agreements with third parties that involve the future payment or receipt of cash or other monetary items to the extent that we can reasonably predict the timing and amount of such payments or receipts and the payments or receipts are not otherwise hedged. In this regard, we have entered into foreign currency forward and option contracts to hedge certain of these risks. For additional information concerning our foreign currency forward and option contracts, see note 8 to our consolidated financial statements.

We are also exposed to unfavorable and potentially volatile fluctuations of the U.S. dollar (our reporting currency) against the currencies of our operating subsidiaries when their respective financial statements are translated into U.S. dollars for inclusion in our consolidated financial statements. Cumulative translation adjustments are recorded in accumulated other comprehensive earnings or loss as a separate component of equity. Any increase (decrease) in the value of the U.S. dollar against any foreign currency that is the functional currency of one of our operating subsidiaries will cause us to experience unrealized foreign currency translation losses (gains) with respect to amounts already invested in such foreign currencies.

Accordingly, we may experience a negative impact on our comprehensive earnings or loss and equity with respect to our holdings solely as a result of FX. Our primary exposure to FX risk during the three months ended December 31, 2024 for our continuing operations was to the euro, as substantially all of our reported revenue during the period was derived from subsidiaries whose functional currencies are the euro. In addition, our reported operating results are impacted by changes in the exchange rates for other local currencies in Europe. We do not hedge against the risk that we may incur non-cash losses upon the translation of the financial statements of our subsidiaries and affiliates into U.S. dollars. For additional information regarding certain currency instability risks, see *Management's Discussion and Analysis of Financial Condition and Results of Operations* above.

The relationships between the primary currencies of the countries in which we operate and the U.S. dollar, which is our reporting currency, are shown below, per one U.S. dollar:

	December 31,		
	2024	2023	
<b>Spot rates:</b>			
Euro	0.9663	0.9038	
British pound sterling	0.7988	0.7835	
	Year ended December 31,		
	2024	2023	2022
<b>Average rates:</b>			
Euro	0.9246	0.9247	0.9509
British pound sterling	0.7826	0.8042	0.8112

### ***Inflation and Foreign Investment Risk***

We are subject to inflationary pressures with respect to labor, programming and other costs. While we attempt to increase our revenue to offset increases in costs, there is no assurance that we will be able to do so. Therefore, costs could rise faster than associated revenue, thereby resulting in a negative impact on our operating results, cash flows and liquidity. The economic environment in the respective countries in which we operate is a function of government, economic, fiscal and monetary policies and various other factors beyond our control that could lead to inflation. We are unable to predict the extent that price levels might be impacted in future periods by the current state of the economies in the countries in which we operate.

### ***Interest Rate Risks***

We are exposed to changes in interest rates primarily as a result of our borrowing activities, which include fixed-rate and variable-rate borrowings by our borrowing groups. Our primary exposure to variable-rate debt is through the EURIBOR-indexed and Term SOFR-indexed debt of our borrowing groups and the variable-rate debt of certain of our other subsidiaries.

In general, we enter into derivative instruments to protect against increases in the interest rates on our variable-rate debt. Accordingly, we have entered into various derivative transactions to manage exposure to increases in interest rates. We use interest rate derivative contracts to exchange, at specified intervals, the difference between fixed and variable interest rates calculated by reference to an agreed upon notional principal amount. From time to time, we also use interest rate cap, floor and collar agreements and swaptions that lock in a maximum interest rate if variable rates rise, but also allow our company to benefit, to a limited extent in the case of collars, from declines in market rates. Under our current guidelines, we use various interest rate derivative instruments to mitigate interest rate risk. The final maturity dates of our various portfolios of interest rate derivative instruments might, in some instances, fall short of, or extend further than, the respective maturities of the underlying variable-rate debt. In this regard, we use judgment to determine the appropriate composition and maturity dates of our portfolios of interest rate derivative instruments, taking into account the relative costs and benefits of different maturity profiles in light of current and expected future market conditions, liquidity issues and other factors. For additional information concerning the impacts of these interest rate derivative instruments, see note 8 to our consolidated financial statements.

There have been significant changes in the benchmark interest rates used to set floating rates on our debt and derivative instruments. ICE Benchmark Administration (the entity that administers LIBOR) ceased to publish GBP LIBOR rates after

December 31, 2021, and it ceased to publish USD LIBOR rates after June 30, 2023. The methodology for EURIBOR has been reformed and EURIBOR has been granted regulatory approval to continue to be used.

We have agreed amendments in respect of all of our debt and derivative instruments to replace the ceased rates. For USD, these reference the Secured Overnight Financing Rate administered by the Federal Reserve Bank of New York or Term SOFR administered by CME Group Benchmark Administration Limited. For GBP, these reference the Sterling Overnight Index Average administered by the Bank of England.

*Weighted Average Variable Interest Rate.* At December 31, 2024 and 2023, the outstanding principal amount of our variable-rate indebtedness aggregated \$6.2 billion and \$7.7 billion, respectively, and the weighted average interest rate (including margin) on such variable-rate indebtedness was approximately 5.9% and 6.2%, respectively, excluding the effects of interest rate derivative contracts, deferred financing costs, original issue premiums or discounts and commitment fees, all of which affect our overall cost of borrowing. Assuming no change in the amount outstanding at December 31, 2024, and without giving effect to any interest rate derivative contracts, deferred financing costs, original issue premiums or discounts and commitment fees, a hypothetical 50 basis point (0.50%) increase (decrease) in our weighted average variable interest rate would increase (decrease) our annual consolidated interest expense and cash outflows by \$31.0 million. As discussed above and in note 8 to our consolidated financial statements, we use interest rate derivative contracts to manage our exposure to increases in variable interest rates. In this regard, increases in the fair value of these contracts generally would be expected to offset most of the economic impact of increases in the variable interest rates applicable to our indebtedness to the extent and during the period that principal amounts are matched with interest rate derivative contracts.

### ***Counterparty Credit Risk***

We are exposed to the risk that the counterparties to the derivative instruments, undrawn debt facilities and cash investments of our subsidiary borrowing groups will default on their obligations to us. We manage these credit risks through the evaluation and monitoring of the creditworthiness of, and concentration of risk with, the respective counterparties. In this regard, credit risk associated with our derivative instruments and undrawn debt facilities is spread across a relatively broad counterparty base of banks and financial institutions, however notwithstanding, given the size of our derivative portfolio, the default of certain counterparties could have a significant impact on our consolidated statements of operations. Collateral is generally not posted by either party under the derivative instruments of our subsidiary borrowing groups. Most of our cash currently is invested in either (i) AAA-rated money market funds, including funds that invest in government obligations, or (ii) overnight deposits with banks having a minimum credit rating of A by Standard & Poor's or an equivalent rating by Moody's Investor Service. To date, neither the access to nor the value of our cash and cash equivalent balances have been adversely impacted by liquidity problems of financial institutions.

At December 31, 2024 and 2023, our exposure to counterparty credit risk included (i) cash and cash equivalents, restricted cash and investments held under SMAs of \$2.2 billion and \$3.7 billion, respectively, (ii) aggregate undrawn debt facilities of \$728.5 million and \$824.3 million, respectively, and (iii) derivative assets with an aggregate fair value of \$442.4 million and \$362.8 million, respectively.

Each of our subsidiary borrowing groups have entered into derivative instruments under master agreements with each counterparty that contain master netting arrangements that are applicable in the event of early termination by either party to such derivative instrument. The master netting arrangements are limited to the derivative instruments governed by the relevant master agreement within each individual borrowing group and are independent of similar arrangements of our other subsidiary borrowing groups.

Under our derivative contracts, it is generally only the non-defaulting party that has a contractual option to exercise early termination rights upon the default of the other counterparty and to set off other liabilities against sums due upon such termination. However, in an insolvency of a derivative counterparty, under the laws of certain jurisdictions, the defaulting counterparty or its insolvency representatives may be able to compel the termination of one or more derivative contracts and trigger early termination payment liabilities payable by us, reflecting any mark-to-market value of the contracts for the counterparty. Alternatively, or in addition, the insolvency laws of certain jurisdictions may require the mandatory set off of amounts due under such derivative contracts against present and future liabilities owed to us under other contracts between us and the relevant counterparty. Accordingly, it is possible that we may be subject to obligations to make payments, or may have present or future liabilities owed to us partially or fully discharged by set off as a result of such obligations, in the event of the insolvency of a derivative counterparty, even though it is the counterparty that is in default and not us. To the extent that we are required to make such payments, our ability to do so will depend on our liquidity and capital resources at the time. In an insolvency of a defaulting counterparty, we will be an unsecured creditor in respect of any amount owed to us by the defaulting counterparty, except to the extent of the value of any collateral we have obtained from that counterparty.

In addition, where a counterparty is in financial difficulty, under the laws of certain jurisdictions, the relevant regulators may be able to (i) compel the termination of one or more derivative instruments, determine the settlement amount and/or compel, without any payment, the partial or full discharge of liabilities arising from such early termination that are payable by the relevant counterparty or (ii) transfer the derivative instruments to an alternative counterparty.

While we currently have no specific concerns about the creditworthiness of any counterparty for which we have material credit risk exposures, we cannot rule out the possibility that one or more of our counterparties could fail or otherwise be unable to meet its obligations to us. Any such instance could have an adverse effect on our cash flows, results of operations, financial condition and/or liquidity.

Although we actively monitor the creditworthiness of our key vendors, the financial failure of a key vendor could disrupt our operations and have an adverse impact on our revenue and cash flows.

### ***Sensitivity Information***

Information concerning the sensitivity of the fair value of certain of our more significant derivative instruments to changes in market conditions is set forth below. The potential changes in fair value set forth below do not include any amounts associated with the remeasurement of the derivative asset or liability into the applicable functional currency, or the impact of market moves on our credit and debit valuation adjustments. For additional information, see notes 8 and 9 to our consolidated financial statements.

#### *Telenet Cross-currency and Interest Rate Derivative Contracts*

Holding all other factors constant, at December 31, 2024:

- (i) an instantaneous increase (decrease) of 10% in the value of the euro relative to the U.S. dollar would have decreased (increased) the aggregate fair value of the Telenet cross-currency and interest rate derivative contracts by approximately €301 million (\$312 million); and
- (ii) an instantaneous increase (decrease) in the relevant base rate of 50 basis points (0.50%) would have increased (decreased) the aggregate fair value of the Telenet cross-currency and interest rate derivative contracts by approximately €73 million (\$76 million).

#### *Vodafone Collar*

Holding all other factors constant, at December 31, 2024, (i) an instantaneous increase of 10% in the per share market price of Vodafone's ordinary shares would have decreased the fair value of the Vodafone Collar by approximately €72 million (\$74 million) and (ii) an instantaneous decrease of 10% in the per share market price of Vodafone's ordinary shares would have increased the fair value of the Vodafone Collar by approximately €78 million (\$81 million).

### Projected Cash Flows Associated with Derivative Instruments

The following table provides information regarding the projected cash flows associated with our derivative instruments. The U.S. dollar equivalents presented below are based on interest rate projections and exchange rates as of December 31, 2024. These amounts are presented for illustrative purposes only and will likely differ from the actual cash payments or receipts required in future periods. For additional information regarding our derivative instruments, see note 8 to our consolidated financial statements. For information concerning the counterparty credit risk associated with our derivative instruments, see the discussion under *Counterparty Credit Risk* above.

	Payments (receipts) due during:					Total
	2025	2026	2027	2028	2029	
	in millions					
Projected derivative cash payments (receipts), net:						
Interest-related (a)	\$ (38.8)	\$ (110.2)	\$ (116.9)	\$ (84.5)	\$ (17.6)	\$ (368.0)
Principal-related (b)	(86.4)	—	—	(182.2)	—	(268.6)
Other (c)	42.5	165.9	—	—	—	208.4
Total	<u>\$ (82.7)</u>	<u>\$ 55.7</u>	<u>\$ (116.9)</u>	<u>\$ (266.7)</u>	<u>\$ (17.6)</u>	<u>\$ (428.2)</u>

- (a) Includes (i) the cash flows of our interest rate cap, swaption, floor and swap contracts and (ii) the interest-related cash flows of our cross-currency and interest rate swap contracts.
- (b) Includes the principal-related cash flows of our cross-currency swap contracts.
- (c) Includes amounts related to our equity-related derivative instruments and foreign currency forward contracts. We may elect to use cash or the collective value of the related shares and Vodafone Collar to settle the Vodafone Collar Loan.

## **Item 8. FINANCIAL STATEMENTS AND SUPPLEMENTARY DATA**

The consolidated financial statements of Liberty Global are filed under this Item, beginning on page II-41. Financial statement schedules are filed under Item 15 of this Annual Report on Form 10-K.

## **Item 9. CHANGES IN AND DISAGREEMENTS WITH ACCOUNTANTS ON ACCOUNTING AND FINANCIAL DISCLOSURE**

None.

## **Item 9A. CONTROLS AND PROCEDURES**

### *Evaluation of disclosure controls and procedures*

In accordance with Exchange Act Rule 13a-15, we carried out an evaluation, under the supervision and with the participation of management, including our chief executive officer and chief financial officer (the **Executives**), of the effectiveness of our disclosure controls and procedures as of December 31, 2024. In designing and evaluating the disclosure controls and procedures, the Executives recognize that any controls and procedures, no matter how well designed and operated, can provide only reasonable assurance of achieving the desired control objectives, and management is necessarily required to apply judgment in evaluating the cost-benefit relationship of possible controls and objectives. Based on that evaluation, the Executives concluded that our disclosure controls and procedures are effective as of December 31, 2024, to provide reasonable assurance that information required to be disclosed in our reports filed or submitted under the Securities Exchange Act of 1934 is recorded, processed, summarized and reported within the time periods specified in the Securities and Exchange Commission's rules and forms.

### *Internal control over financial reporting*

#### *(a) Management's Annual Report on Internal Control over Financial Reporting*

Management's annual report on internal control over financial reporting is included herein on page II-38.

#### *(b) Audit Report of the Independent Registered Public Accounting Firm*

The audit report of KPMG LLP is included herein on page II-39.

#### *(c) Changes in Internal Control over Financial Reporting*

There have been no changes in our internal controls over financial reporting identified in connection with the evaluation described above that occurred during the fourth fiscal quarter covered by this Annual Report on Form 10-K that have materially affected, or are reasonably likely to materially affect, our internal control over financial reporting.

## **Item 9B. OTHER INFORMATION**

During the quarter ended December 31, 2024, none of the Company's directors or executive officers adopted or terminated any contract, instruction or written plan for the purchase or sale of Company securities that was intended to satisfy the affirmative defense conditions of Rule 10b5-1(c) or any "non-Rule 10b5-1 trading arrangement."

## **Item 9C. DISCLOSURE REGARDING FOREIGN JURISDICTIONS THAT PREVENT INSPECTIONS**

Not applicable.

## Management's Annual Report on Internal Control over Financial Reporting

Our management is responsible for establishing and maintaining adequate internal control over financial reporting, as such term is defined in Rule 13a-15(f) of the Securities Exchange Act of 1934. Our internal control over financial reporting is designed to provide reasonable assurance regarding the reliability of financial reporting and the preparation of financial statements for external purposes in accordance with accounting principles generally accepted in the United States of America. Because of its inherent limitations, internal control over financial reporting may not prevent or detect misstatements. Projections of any evaluation of effectiveness to future periods are subject to the risk that controls may become inadequate because of changes in conditions, or that the degree of compliance with the policies or procedures may deteriorate.

Our management assessed the effectiveness of internal control over financial reporting as of December 31, 2024, using the criteria in *Internal Control - Integrated Framework (2013)* issued by the Committee of Sponsoring Organizations of the Treadway Commission. Based on this evaluation, our management believes that our internal control over financial reporting was effective as of December 31, 2024. The effectiveness of our internal control over financial reporting has been audited by KPMG LLP, an independent registered public accounting firm, as stated in their report included herein. In October 2024, we acquired a controlling interest in Formula E Holdings Ltd. (**Formula E**). Our evaluation of internal control over financial reporting did not include the internal control of Formula E. The amount of total assets and revenue included in our consolidated financial statements as of and for the year ended December 31, 2024 that is attributable to Formula E was \$987.0 million and \$17.9 million, respectively.

## Report of Independent Registered Public Accounting Firm

To the Shareholders and Board of Directors  
Liberty Global Ltd.:

### *Opinion on Internal Control Over Financial Reporting*

We have audited Liberty Global Ltd. and subsidiaries' (the Company) internal control over financial reporting as of December 31, 2024, based on criteria established in *Internal Control – Integrated Framework (2013)* issued by the Committee of Sponsoring Organizations of the Treadway Commission. In our opinion, the Company maintained, in all material respects, effective internal control over financial reporting as of December 31, 2024, based on criteria established in *Internal Control – Integrated Framework (2013)* issued by the Committee of Sponsoring Organizations of the Treadway Commission.

We also have audited, in accordance with the standards of the Public Company Accounting Oversight Board (United States) (PCAOB), the consolidated balance sheets of the Company as of December 31, 2024 and 2023, the related consolidated statements of operations, comprehensive loss, equity, and cash flows for each of the years in the three-year period ended December 31, 2024, and the related notes and financial statement schedule II (collectively, the consolidated financial statements), and our report dated February 18, 2025 expressed an unqualified opinion on those consolidated financial statements.

The Company acquired Formula E Holdings Ltd. during 2024, and management excluded from its assessment of the effectiveness of the Company's internal control over financial reporting as of December 31, 2024, Formula E Holdings Ltd.'s internal control over financial reporting associated with total assets of \$987.0 million and total revenues of \$17.9 million included in the consolidated financial statements of the Company as of and for the year ended December 31, 2024. Our audit of internal control over financial reporting of the Company also excluded an evaluation of the internal control over financial reporting of Formula E Holdings Ltd.

### *Basis for Opinion*

The Company's management is responsible for maintaining effective internal control over financial reporting and for its assessment of the effectiveness of internal control over financial reporting, included in the accompanying Management's Annual Report on Internal Control over Financial Reporting. Our responsibility is to express an opinion on the Company's internal control over financial reporting based on our audit. We are a public accounting firm registered with the PCAOB and are required to be independent with respect to the Company in accordance with the U.S. federal securities laws and the applicable rules and regulations of the Securities and Exchange Commission and the PCAOB.

We conducted our audit in accordance with the standards of the PCAOB. Those standards require that we plan and perform the audit to obtain reasonable assurance about whether effective internal control over financial reporting was maintained in all material respects. Our audit of internal control over financial reporting included obtaining an understanding of internal control over financial reporting, assessing the risk that a material weakness exists, and testing and evaluating the design and operating effectiveness of internal control based on the assessed risk. Our audit also included performing such other procedures as we considered necessary in the circumstances. We believe that our audit provides a reasonable basis for our opinion.

### *Definition and Limitations of Internal Control Over Financial Reporting*

A company's internal control over financial reporting is a process designed to provide reasonable assurance regarding the reliability of financial reporting and the preparation of financial statements for external purposes in accordance with generally accepted accounting principles. A company's internal control over financial reporting includes those policies and procedures that (1) pertain to the maintenance of records that, in reasonable detail, accurately and fairly reflect the transactions and dispositions of the assets of the company; (2) provide reasonable assurance that transactions are recorded as necessary to permit preparation of financial statements in accordance with generally accepted accounting principles, and that receipts and expenditures of the company are being made only in accordance with authorizations of management and directors of the company; and (3) provide reasonable assurance regarding prevention or timely detection of unauthorized acquisition, use, or disposition of the company's assets that could have a material effect on the financial statements.

Because of its inherent limitations, internal control over financial reporting may not prevent or detect misstatements. Also, projections of any evaluation of effectiveness to future periods are subject to the risk that controls may become inadequate because of changes in conditions, or that the degree of compliance with the policies or procedures may deteriorate.

**/s/ KPMG LLP**

Denver, Colorado  
February 18, 2025

## Report of Independent Registered Public Accounting Firm

To the Shareholders and Board of Directors  
Liberty Global Ltd.:

### *Opinion on the Consolidated Financial Statements*

We have audited the accompanying consolidated balance sheets of Liberty Global Ltd. and subsidiaries (the Company) as of December 31, 2024 and 2023, the related consolidated statements of operations, comprehensive loss, equity, and cash flows for each of the years in the three-year period ended December 31, 2024, and the related notes and financial statement schedule II (collectively, the consolidated financial statements). In our opinion, the consolidated financial statements present fairly, in all material respects, the financial position of the Company as of December 31, 2024 and 2023, and the results of its operations and its cash flows for each of the years in the three-year period ended December 31, 2024, in conformity with U.S. generally accepted accounting principles.

We also have audited, in accordance with the standards of the Public Company Accounting Oversight Board (United States) (PCAOB), the Company's internal control over financial reporting as of December 31, 2024, based on criteria established in Internal Control – Integrated Framework (2013) issued by the Committee of Sponsoring Organizations of the Treadway Commission, and our report dated February 18, 2025 expressed an unqualified opinion on the effectiveness of the Company's internal control over financial reporting.

### *Basis for Opinion*

These consolidated financial statements are the responsibility of the Company's management. Our responsibility is to express an opinion on these consolidated financial statements based on our audits. We are a public accounting firm registered with the PCAOB and are required to be independent with respect to the Company in accordance with the U.S. federal securities laws and the applicable rules and regulations of the Securities and Exchange Commission and the PCAOB.

We conducted our audits in accordance with the standards of the PCAOB. Those standards require that we plan and perform the audit to obtain reasonable assurance about whether the consolidated financial statements are free of material misstatement, whether due to error or fraud. Our audits included performing procedures to assess the risks of material misstatement of the consolidated financial statements, whether due to error or fraud, and performing procedures that respond to those risks. Such procedures included examining, on a test basis, evidence regarding the amounts and disclosures in the consolidated financial statements. Our audits also included evaluating the accounting principles used and significant estimates made by management, as well as evaluating the overall presentation of the consolidated financial statements. We believe that our audits provide a reasonable basis for our opinion.

### *Critical Audit Matter*

The critical audit matter communicated below is a matter arising from the current period audit of the consolidated financial statements that were communicated or required to be communicated to the audit committee and that: (1) relate to accounts or disclosures that are material to the consolidated financial statements and (2) involved our especially challenging, subjective, or complex judgments. The communication of the critical audit matter does not alter in any way our opinion on the consolidated financial statements, taken as a whole, and we are not, by communicating the critical audit matter below, providing separate opinions on the critical audit matter or on the accounts or disclosures to which they relate.

#### *Assessment of fair value of certain other investments with unobservable inputs*

As described in Note 9 to the consolidated financial statements, the Company measured \$1,263.8 million of its other investments using level 3 fair value measurements within the fair value hierarchy as of December 31, 2024. For certain other investments where quoted market prices are not available, the Company values the investments using an income approach, a market approach, or a combination of both approaches, as applicable. In determining fair value, the Company makes subjective assumptions using unobservable inputs.

We identified the assessment of fair value of certain other investments where quoted market prices are not available and are valued using unobservable inputs as a critical audit matter. Evaluating the fair value of these investments involved a high degree of subjective auditor judgment. Changes in certain unobservable inputs, specifically the weighted average cost of capital and cash flow forecasts used in the income approach and the market multiples used in the market approach, could have resulted in significant differences in the estimated fair value measurements. Additionally, specialized skills and knowledge were required to evaluate these fair value assumptions.

The following are the primary procedures we performed to address this critical audit matter. We evaluated the design and tested the operating effectiveness of certain internal controls over the Company's process to measure the fair value of other investments, including controls related to the assessment of certain unobservable inputs, including the weighted average cost of capital, cash flow forecasts, and market multiples, as applicable. To assess the weighted average cost of capital and cash flow forecasts used in the income approach, we compared them to historical results, relevant industry and market indices and to assess the market multiples used in the market approach, we compared them to public company market capitalization values. We involved valuation professionals with specialized skills and knowledge who, for a selection of the investments, assisted in evaluating certain unobservable inputs used by the Company for its estimates of fair values recorded by:

- Developing a range of weighted average cost of capital using publicly available market data for comparable entities and comparing to the estimates used by the Company for values determined using the income method,
- Developing a range of market multiples using market data for comparable entities and transactions, and comparing to the estimates used by the Company for certain values determined using the income and market approaches.

**/s/ KPMG LLP**

We have served as the Company's auditor since 2004.

Denver, Colorado  
February 18, 2025

**LIBERTY GLOBAL LTD.**  
**CONSOLIDATED BALANCE SHEETS**

ASSETS	December 31,	
	2024	2023
	in millions	
Current assets:		
Cash and cash equivalents	\$ 1,816.3	\$ 1,410.1
Trade receivables, net (note 3)	449.8	404.3
Short-term investments (measured at fair value on a recurring basis) (note 7)	335.6	1,990.5
Derivative instruments (note 8)	287.0	235.6
Current assets of discontinued operations (note 6)	—	1,197.6
Other current assets (notes 4 and 7)	411.6	403.5
Total current assets	3,300.3	5,641.6
Investments and related notes receivable (including \$2,907.7 million and \$3,390.4 million, respectively, measured at fair value on a recurring basis) (note 7)	11,688.0	13,335.8
Property and equipment, net (notes 10 and 12)	4,326.0	4,353.9
Goodwill (note 10)	3,152.6	3,308.3
Intangible assets subject to amortization, net (note 10)	1,290.4	673.6
Long-term assets of discontinued operations (note 6)	—	13,143.1
Other assets, net (notes 4, 8, 12 and 13)	1,682.4	1,631.6
Total assets	\$ 25,439.7	\$ 42,087.9

The accompanying notes are an integral part of these consolidated financial statements.

**LIBERTY GLOBAL LTD.**  
**CONSOLIDATED BALANCE SHEETS — (Continued)**

	December 31,	
	2024	2023
	in millions	
<b>LIABILITIES AND EQUITY</b>		
<b>Current liabilities:</b>		
Accounts payable	\$ 371.2	\$ 407.5
Deferred revenue (note 4)	285.3	169.8
Derivative instruments (note 8)	147.9	212.7
Current portion of debt and finance lease obligations (notes 11 and 12)	898.5	428.9
Accrued capital expenditures	226.5	149.8
Accrued income taxes	272.5	263.5
Current liabilities of discontinued operations (note 6)	—	1,744.8
Other accrued and current liabilities (note 12)	932.0	955.8
Total current liabilities	3,133.9	4,332.8
Long-term debt and finance lease obligations (notes 11 and 12)	8,202.5	8,839.7
Long-term operating lease liabilities (note 12)	677.5	680.0
Long-term liabilities of discontinued operations (note 6)	—	8,360.9
Other long-term liabilities (notes 4, 8, 13 and 16)	881.5	867.1
Total liabilities	12,895.4	23,080.5
<b>Commitments and contingencies (notes 8, 11, 12, 13, 16 and 18)</b>		
<b>Equity (note 14):</b>		
Liberty Global shareholders:		
Class A common shares, \$0.01 nominal value. Issued and outstanding 173,046,371 and 171,463,760 shares, respectively	1.7	1.7
Class B common shares, \$0.01 nominal value. Issued and outstanding 12,968,658 and 12,988,658 shares, respectively	0.1	0.1
Class C common shares, \$0.01 nominal value. Issued and outstanding 162,710,787 and 198,153,613 shares, respectively	1.6	2.0
Additional paid-in capital	777.0	1,322.6
Accumulated earnings	12,242.6	15,566.0
Accumulated other comprehensive earnings (loss), net of taxes	(657.0)	2,170.3
Treasury shares, at cost	(0.1)	(0.1)
Total Liberty Global shareholders	12,365.9	19,062.6
Noncontrolling interests	178.4	(55.2)
Total equity	12,544.3	19,007.4
Total liabilities and equity	\$ 25,439.7	\$ 42,087.9

The accompanying notes are an integral part of these consolidated financial statements.

**LIBERTY GLOBAL LTD.**  
**CONSOLIDATED STATEMENTS OF OPERATIONS**

	Year ended December 31,		
	2024	2023	2022
in millions, except per share amounts			
Revenue (notes 4, 6, 7 and 19)	\$ 4,341.9	\$ 4,115.8	\$ 4,017.5
Operating costs and expenses (exclusive of depreciation and amortization, shown separately below):			
Programming and other direct costs of services (note 12)	1,450.7	1,285.5	1,066.3
Other operating (notes 12 and 15)	761.1	765.5	679.6
Selling, general and administrative (SG&A) (notes 12 and 15)	1,138.6	1,119.2	1,005.8
Depreciation and amortization (note 10)	1,002.0	1,216.4	1,093.6
Impairment, restructuring and other operating items, net (note 12)	49.6	43.0	62.3
	<u>4,402.0</u>	<u>4,429.6</u>	<u>3,907.6</u>
Operating income (loss)	(60.1)	(313.8)	109.9
Non-operating income (expense):			
Interest expense	(574.7)	(505.0)	(300.9)
Realized and unrealized gains on derivative instruments, net (note 8)	315.2	78.3	854.4
Foreign currency transaction gains (losses), net	1,756.5	(719.7)	1,298.8
Realized and unrealized losses due to changes in fair values of certain investments, net (notes 7 and 9)	(28.4)	(556.6)	(317.0)
Share of results of affiliates, net (note 7)	(205.6)	(2,018.4)	(1,268.3)
Gain on sale of All3Media (note 7)	242.9	—	—
Gain associated with the Formula E Acquisition (note 5)	190.7	—	—
Gain associated with the Telenet Wyre Transaction (note 5)	—	377.8	—
Gain on Telenet Tower Sale (note 6)	—	—	700.5
Other income, net	201.8	211.4	101.0
	<u>1,898.4</u>	<u>(3,132.2)</u>	<u>1,068.5</u>
Earnings (loss) from continuing operations before income taxes	1,838.3	(3,446.0)	1,178.4
Income tax benefit (expense) (note 13)	30.8	(213.1)	(406.7)
Earnings (loss) from continuing operations	<u>1,869.1</u>	<u>(3,659.1)</u>	<u>771.7</u>
Discontinued operations (note 6):			
Earnings (loss) from discontinued operations, net of taxes	(223.2)	(214.7)	368.2
Gain on disposal of discontinued operations, net of taxes	—	—	846.4
	<u>(223.2)</u>	<u>(214.7)</u>	<u>1,214.6</u>
Net earnings (loss)	1,645.9	(3,873.8)	1,986.3
Net earnings attributable to noncontrolling interests	(57.9)	(177.9)	(513.1)
Net earnings (loss) attributable to Liberty Global shareholders	<u>\$ 1,588.0</u>	<u>\$ (4,051.7)</u>	<u>\$ 1,473.2</u>
Basic earnings (loss) attributable to Liberty Global shareholders per share (note 3):			
Continuing operations	\$ 4.94	\$ (9.02)	\$ 0.53
Discontinued operations (note 6)	(0.61)	(0.50)	2.48
	<u>\$ 4.33</u>	<u>\$ (9.52)</u>	<u>\$ 3.01</u>
Diluted earnings (loss) attributable to Liberty Global shareholders per share (note 3):			
Continuing operations	\$ 4.82	\$ (9.02)	\$ 0.52
Discontinued operations (note 6)	(0.59)	(0.50)	2.44
	<u>\$ 4.23</u>	<u>\$ (9.52)</u>	<u>\$ 2.96</u>

The accompanying notes are an integral part of these consolidated financial statements.

**LIBERTY GLOBAL LTD.**  
**CONSOLIDATED STATEMENTS OF COMPREHENSIVE LOSS**

	Year ended December 31,		
	2024	2023	2022
	in millions		
Net earnings (loss)	\$ 1,645.9	\$ (3,873.8)	\$ 1,986.3
Other comprehensive earnings (loss), net of taxes (note 17):			
Continuing operations:			
Foreign currency translation adjustments	(2,563.2)	1,210.1	(3,100.6)
Reclassification adjustment included in net earnings (loss)	0.2	(0.1)	—
Pension-related adjustments and other	(52.3)	(48.2)	(127.5)
Other comprehensive earnings (loss) from continuing operations	(2,615.3)	1,161.8	(3,228.1)
Other comprehensive earnings (loss) from discontinued operations (note 6)	65.7	494.3	(148.5)
Other comprehensive earnings (loss)	(2,549.6)	1,656.1	(3,376.6)
Comprehensive loss	(903.7)	(2,217.7)	(1,390.3)
Comprehensive earnings attributable to noncontrolling interests	(57.9)	(177.1)	(515.3)
Comprehensive loss attributable to Liberty Global shareholders	\$ (961.6)	\$ (2,394.8)	\$ (1,905.6)

The accompanying notes are an integral part of these consolidated financial statements.

**LIBERTY GLOBAL LTD.**  
**CONSOLIDATED STATEMENTS OF EQUITY**

	Liberty Global shareholders										
	Common shares			Additional paid-in capital	Accumulated earnings	Accumulated other comprehensive earnings, net of taxes	Treasury shares, at cost	Total Liberty Global shareholders	Non- controlling interests	Total equity	
	Class A	Class B	Class C								
	in millions										
Balance at January 1, 2022	\$ 1.8	\$ 0.1	\$ 3.4	\$ 3,893.0	\$ 18,144.5	\$ 3,892.2	\$ (0.1)	\$ 25,934.9	\$ (336.9)	\$ 25,598.0	
Net earnings	—	—	—	—	1,473.2	—	—	1,473.2	513.1	1,986.3	
Other comprehensive loss, net of taxes (note 17)	—	—	—	—	—	(3,378.8)	—	(3,378.8)	2.2	(3,376.6)	
Repurchases and cancellations of Liberty Global common shares (note 14)	—	—	(0.7)	(1,701.9)	—	—	—	(1,702.6)	—	(1,702.6)	
Share-based compensation (note 15)	—	—	—	171.1	—	—	—	171.1	—	171.1	
Dividend distributions by subsidiaries to noncontrolling interest owners (note 14)	—	—	—	—	—	—	—	—	(66.3)	(66.3)	
Repurchases by Telenet of its outstanding shares	—	—	—	(28.0)	—	—	—	(28.0)	3.1	(24.9)	
Adjustments due to changes in subsidiaries' equity and other, net	—	—	—	(33.4)	—	—	—	(33.4)	21.8	(11.6)	
Balance at December 31, 2022	<u>\$ 1.8</u>	<u>\$ 0.1</u>	<u>\$ 2.7</u>	<u>\$ 2,300.8</u>	<u>\$ 19,617.7</u>	<u>\$ 513.4</u>	<u>\$ (0.1)</u>	<u>\$ 22,436.4</u>	<u>\$ 137.0</u>	<u>\$ 22,573.4</u>	

The accompanying notes are an integral part of these consolidated financial statements.

**LIBERTY GLOBAL LTD.**  
**CONSOLIDATED STATEMENTS OF EQUITY — (Continued)**

	Liberty Global shareholders										
	Common shares			Additional paid-in capital	Accumulated earnings	Accumulated other comprehensive earnings, net of taxes	Treasury shares, at cost	Total Liberty Global shareholders	Non- controlling interests	Total equity	
	Class A	Class B	Class C								
	in millions										
Balance at January 1, 2023	\$ 1.8	\$ 0.1	\$ 2.7	\$ 2,300.8	\$ 19,617.7	\$ 513.4	\$ (0.1)	\$ 22,436.4	\$ 137.0	\$ 22,573.4	
Net earnings	—	—	—	—	(4,051.7)	—	—	(4,051.7)	177.9	(3,873.8)	
Other comprehensive loss, net of taxes (note 17)	—	—	—	—	—	1,656.9	—	1,656.9	(0.8)	1,656.1	
Repurchases and cancellations of Liberty Global common shares (note 14)	—	—	(0.7)	(1,505.2)	—	—	—	(1,505.9)	—	(1,505.9)	
Impact of the Telenet Wyre Transaction (note 5)	—	—	—	708.2	—	—	—	708.2	329.3	1,037.5	
Impact of the Telenet Takeover Bid (note 14)	—	—	—	(341.5)	—	—	—	(341.5)	(652.2)	(993.7)	
Share-based compensation (note 15)	—	—	—	183.5	—	—	—	183.5	—	183.5	
Dividend distributions by subsidiaries to noncontrolling interest owners (note 14)	—	—	—	—	—	—	—	—	(47.3)	(47.3)	
Adjustments due to changes in subsidiaries' equity and other, net	(0.1)	—	—	(23.2)	—	—	—	(23.3)	0.9	(22.4)	
Balance at December 31, 2023	<u>\$ 1.7</u>	<u>\$ 0.1</u>	<u>\$ 2.0</u>	<u>\$ 1,322.6</u>	<u>\$ 15,566.0</u>	<u>\$ 2,170.3</u>	<u>\$ (0.1)</u>	<u>\$ 19,062.6</u>	<u>\$ (55.2)</u>	<u>\$ 19,007.4</u>	

The accompanying notes are an integral part of these consolidated financial statements.

**LIBERTY GLOBAL LTD.**  
**CONSOLIDATED STATEMENTS OF EQUITY — (Continued)**

	Liberty Global shareholders									
	Common shares			Additional paid-in capital	Accumulated earnings	Accumulated other comprehensive earnings (loss), net of taxes	Treasury shares, at cost	Total Liberty Global shareholders	Non- controlling interests	Total equity
	Class A	Class B	Class C							
	in millions									
Balance at January 1, 2024	\$ 1.7	\$ 0.1	\$ 2.0	\$ 1,322.6	\$ 15,566.0	\$ 2,170.3	\$ (0.1)	\$ 19,062.6	\$ (55.2)	\$ 19,007.4
Net earnings	—	—	—	—	1,588.0	—	—	1,588.0	57.9	1,645.9
Other comprehensive loss, net of taxes (note 17)	—	—	—	—	—	(2,549.6)	—	(2,549.6)	—	(2,549.6)
Impact of the Spin-off (notes 6 and 17)	—	—	—	—	(4,911.4)	(277.7)	—	(5,189.1)	(23.6)	(5,212.7)
Repurchases and cancellations of Liberty Global common shares (note 14)	—	—	(0.4)	(678.1)	—	—	—	(678.5)	—	(678.5)
Impact of the Formula E Acquisition (note 5)	—	—	—	—	—	—	—	—	197.9	197.9
Share-based compensation (note 15)	—	—	—	150.9	—	—	—	150.9	—	150.9
Adjustments due to changes in subsidiaries' equity and other, net	—	—	—	(18.4)	—	—	—	(18.4)	1.4	(17.0)
Balance at December 31, 2024	<u>\$ 1.7</u>	<u>\$ 0.1</u>	<u>\$ 1.6</u>	<u>\$ 777.0</u>	<u>\$ 12,242.6</u>	<u>\$ (657.0)</u>	<u>\$ (0.1)</u>	<u>\$ 12,365.9</u>	<u>\$ 178.4</u>	<u>\$ 12,544.3</u>

The accompanying notes are an integral part of these consolidated financial statements.

**LIBERTY GLOBAL LTD.**  
**CONSOLIDATED STATEMENTS OF CASH FLOWS**

	Year ended December 31,		
	2024	2023	2022
	in millions		
<b>Cash flows from operating activities:</b>			
Net earnings (loss)	\$ 1,645.9	\$ (3,873.8)	\$ 1,986.3
Earnings (loss) from discontinued operations	(223.2)	(214.7)	1,214.6
Earnings (loss) from continuing operations	1,869.1	(3,659.1)	771.7
<b>Adjustments to reconcile earnings (loss) from continuing operations to net cash provided by operating activities of continuing operations:</b>			
Share-based compensation expense	168.3	204.8	163.2
Depreciation and amortization	1,002.0	1,216.4	1,093.6
Impairment, restructuring and other operating items, net	49.6	43.0	62.3
Amortization of deferred financing costs and non-cash interest	64.8	60.0	25.4
Realized and unrealized gains on derivative instruments, net	(315.2)	(78.3)	(854.4)
Foreign currency transaction losses (gains), net	(1,756.5)	719.7	(1,298.8)
Realized and unrealized losses due to changes in fair values of certain investments, net	28.4	556.6	317.0
Share of results of affiliates, net	205.6	2,018.4	1,268.3
Deferred income tax expense (benefit)	(53.1)	45.8	259.7
Gain on sale of All3Media	(242.9)	—	—
Gain associated with the Formula E Acquisition	(190.7)	—	—
Gain associated with the Telenet Wyre Transaction	—	(377.8)	—
Gain on Telenet Tower Sale	—	—	(700.5)
<b>Changes in operating assets and liabilities, net of the effects of acquisitions and dispositions:</b>			
Receivables and other operating assets	410.5	593.4	199.5
Payables and accruals	(303.0)	(681.4)	(128.0)
Dividend distributions received from the VMO2 JV	329.3	427.6	454.6
Dividend distributions received from the VodafoneZiggo JV	65.0	110.2	266.6
Net cash provided by operating activities of continuing operations	1,331.2	1,199.3	1,900.2
Net cash provided by operating activities of discontinued operations	701.7	966.6	937.6
Net cash provided by operating activities	\$ 2,032.9	\$ 2,165.9	\$ 2,837.8

The accompanying notes are an integral part of these consolidated financial statements.

**LIBERTY GLOBAL LTD.**  
**CONSOLIDATED STATEMENTS OF CASH FLOWS — (Continued)**

	Year ended December 31,		
	2024	2023	2022
	in millions		
<b>Cash flows from investing activities:</b>			
Cash received from the sale of investments	\$ 4,527.5	\$ 6,988.6	\$ 9,213.3
Cash paid for investments	(2,876.6)	(8,130.9)	(9,397.3)
Capital expenditures, net	(908.5)	(921.9)	(891.3)
Cash received in connection with the sale of All3Media	411.7	—	—
Dividend distributions received from the VMO2 JV	206.4	815.2	477.9
Cash paid in connection with the Formula E Acquisition, net of cash acquired	(199.1)	—	—
Cash received in connection with the sale of UPC Poland	—	—	1,553.3
Cash received in connection with the Telenet Tower Sale	—	—	779.9
Other investing activities, net	(15.9)	(31.2)	(23.3)
Net cash provided (used) by investing activities of continuing operations	1,145.5	(1,280.2)	1,712.5
Net cash used by investing activities of discontinued operations	(460.8)	(564.8)	(431.5)
Net cash provided (used) by investing activities	684.7	(1,845.0)	1,281.0
<b>Cash flows from financing activities:</b>			
Borrowings of debt	203.7	3,167.0	4.7
Operating-related vendor financing additions	372.3	346.2	369.3
Repayments and repurchases of debt and finance lease obligations:			
Debt (excluding vendor financing)	(25.5)	(1,005.4)	(27.4)
Principal payments on operating-related vendor financing	(363.7)	(376.2)	(408.4)
Principal payments on capital-related vendor financing	(114.0)	(119.3)	(120.7)
Principal payments on finance leases	(5.6)	(21.0)	(59.0)
Repurchases of Liberty Global common shares	(689.8)	(1,494.7)	(1,703.4)
Cash and cash equivalents and restricted cash contributed to Sunrise in connection with the Spin-off	(128.4)	—	—
Dividend distributions by subsidiaries to noncontrolling interest owners	(0.4)	(46.9)	(61.1)
Acquisition of shares in connection with the Telenet Takeover Bid	—	(985.7)	—
Other financing activities, net	(54.8)	(59.2)	(89.4)
Net cash used by financing activities of continuing operations	(806.2)	(595.2)	(2,095.4)
Net cash used by financing activities of discontinued operations	(1,443.9)	(97.2)	(1,180.6)
Net cash used by financing activities	\$ (2,250.1)	\$ (692.4)	\$ (3,276.0)

The accompanying notes are an integral part of these consolidated financial statements.

**LIBERTY GLOBAL LTD.**  
**CONSOLIDATED STATEMENTS OF CASH FLOWS — (Continued)**

	Year ended December 31,		
	2024	2023	2022
in millions			
Effect of exchange rate changes on cash and cash equivalents and restricted cash:			
Continuing operations	\$ (64.0)	\$ 57.9	\$ (26.0)
Discontinued operations	(4.1)	4.1	(1.7)
Total	(68.1)	62.0	(27.7)
Net increase (decrease) in cash and cash equivalents and restricted cash:			
Continuing operations	1,606.5	(618.2)	1,491.3
Discontinued operations	(1,207.1)	308.7	(676.2)
Total	399.4	(309.5)	815.1
Cash and cash equivalents and restricted cash:			
Beginning of year	1,422.9	1,732.4	917.3
Net increase (decrease)	399.4	(309.5)	815.1
End of year	<u>\$ 1,822.3</u>	<u>\$ 1,422.9</u>	<u>\$ 1,732.4</u>
Cash paid for interest:			
Continuing operations	\$ 514.3	\$ 479.8	\$ 263.7
Discontinued operations	378.1	405.4	283.7
Total	<u>\$ 892.4</u>	<u>\$ 885.2</u>	<u>\$ 547.4</u>
Net cash paid for taxes:			
Continuing operations	\$ 195.2	\$ 499.0	\$ 154.7
Discontinued operations	1.3	(4.7)	17.0
Total	<u>\$ 196.5</u>	<u>\$ 494.3</u>	<u>\$ 171.7</u>
Details of end of year cash and cash equivalents and restricted cash:			
Cash and cash equivalents	\$ 1,816.3	\$ 1,410.1	\$ 1,723.7
Restricted cash included in other current assets and other assets, net	6.0	5.4	5.5
Cash and cash equivalents and restricted cash included in current and long-term assets of discontinued operations	—	7.4	3.2
Total cash and cash equivalents and restricted cash	<u>\$ 1,822.3</u>	<u>\$ 1,422.9</u>	<u>\$ 1,732.4</u>

The accompanying notes are an integral part of these consolidated financial statements.

**LIBERTY GLOBAL LTD.**  
**Notes to Consolidated Financial Statements**  
**December 31, 2024, 2023 and 2022**

**(1) Basis of Presentation**

Liberty Global Ltd. (**Liberty Global**) is an international provider of broadband internet, video, fixed-line telephony and mobile communications services to residential customers and businesses in Europe.

As a result of a series of mergers that were completed on June 7, 2013, Liberty Global plc became the publicly-held parent company of the successors by merger of Liberty Global, Inc. (the predecessor to Liberty Global plc) and Virgin Media Inc. (**Virgin Media**). On November 23, 2023, Liberty Global plc completed a statutory scheme of arrangement, pursuant to which a new Bermudan company, Liberty Global Ltd., became the sole shareholder of Liberty Global plc and the parent entity of the entire group of Liberty Global companies (the **Redomiciliation**). The Redomiciliation resulted in the Liberty Global group parent company changing its jurisdiction of incorporation from England and Wales to Bermuda. In this Annual Report on Form 10-K, the terms “we”, “our”, “our company” and “us” may refer, as the context requires, to Liberty Global (or its predecessors) or collectively to Liberty Global (or its predecessors) and its subsidiaries and any of its joint ventures.

Our continuing operations comprise businesses that provide residential and business-to-business (**B2B**) communications services in (i) Belgium and Luxembourg through certain wholly-owned subsidiaries that we collectively refer to as “**Telenet**”, (ii) Ireland through another wholly-owned subsidiary (**VM Ireland**) and (iii) Slovakia through another wholly-owned subsidiary (**UPC Slovakia**). In addition, we own 50% noncontrolling interests in (a) a 50:50 joint venture (the **VMO2 JV**) with Telefónica SA (**Telefónica**), which provides residential and B2B communication services in the United Kingdom (**U.K.**), and (b) a 50:50 joint venture (the **VodafoneZiggo JV**) with Vodafone Group plc (**Vodafone**), which provides residential and B2B communication services in the Netherlands.

We completed the spin-off of our operations in Switzerland, referred to as “**Sunrise**”, together with certain other Liberty Global subsidiaries connected to our Swiss business (together, the **Sunrise Entities**) on November 8, 2024 (the **Spin-off**). For additional information, see note 6.

On October 2, 2024, we completed the Formula E Acquisition (as defined and described in note 5), pursuant to which we acquired a controlling interest in Formula E Holdings Ltd. (**Formula E**).

In October 2023, we completed the Telenet Takeover Bid (as defined and described in note 14), pursuant to which we increased our ownership interest in Telenet to 100%.

Through November 7, 2024, we provided residential and B2B communications services in Switzerland through Sunrise. In addition, through March 31, 2022, we provided residential and B2B communications services in Poland (**UPC Poland**). Accordingly, in these consolidated financial statements, the Sunrise Entities and UPC Poland are reflected as discontinued operations for all applicable periods. For additional information, see note 6.

These consolidated financial statements have been prepared in accordance with accounting principles generally accepted in the United States (**GAAP**). Unless otherwise indicated, the amounts presented in these notes relate only to our continuing operations, and ownership percentages and convenience translations into United States (**U.S.**) dollars are calculated as of December 31, 2024.

## **(2) Accounting Changes and Recent Accounting Pronouncements**

### *Accounting Changes*

#### *ASU 2023-07*

In November 2023, the Financial Accounting Standards Board (the **FASB**) issued Accounting Standards Update (**ASU**) ASU No. 2023-07, *Improvements to Reportable Segment Disclosures (ASU 2023-07)*, which aims to improve reportable segment disclosure requirements, primarily through enhanced disclosures regarding significant segment expenses. ASU 2023-07 requires public companies to disclose, on an annual and interim basis, significant segment expenses that are regularly provided to the chief operating decision maker and included within each reported measure of segment profit or loss. ASU 2023-07 also requires a public entity to disclose, on an annual and interim basis for each reportable segment, an amount for other segment items and a description of its composition. ASU 2023-07 is effective for fiscal years beginning after December 15, 2023 and is required to be applied on a retrospective basis. We adopted ASU 2023-07 on January 1, 2024 and the information presented in note 19 reflect the enhanced disclosures.

#### *ASU 2022-04*

In September 2022, the FASB issued ASU No. 2022-04, *Liabilities—Supplier Finance Programs (ASU 2022-04)*, which requires additional disclosures for buyers participating in supplier financing programs, which we refer to as vendor financing, including (i) the key terms of the arrangement, (ii) the confirmed amount outstanding at the end of the period, (iii) the balance sheet presentation of related amounts and (iv) a reconciliation of the balances from period to period. We adopted ASU 2022-04 on January 1, 2023, and such adoption did not have a significant impact on our consolidated financial statements. For additional information regarding our vendor financing obligations, see note 11.

#### *ASU 2021-08*

In October 2021, the FASB issued ASU No. 2021-08, *Accounting for Contract Assets and Contract Liabilities from Contracts with Customers (ASU 2021-08)*, which requires contract assets and contract liabilities acquired in a business combination to be recognized and measured in accordance with Topic 606, *Revenue from Contracts with Customers*, as if the acquirer had originated the contracts. We adopted ASU 2021-08 on January 1, 2023. The main impact of the adoption of ASU 2021-08 is the recognition of contract assets and contract liabilities in business combinations at amounts generally consistent with the carrying value of such assets and liabilities of the acquiree immediately before the acquisition date.

#### *ASU 2020-04*

In March 2020, the FASB issued ASU No. 2020-04, *Reference Rate Reform: Facilitation of the Effects of Reference Rate Reform on Financial Reporting (ASU 2020-04)*, which provides, for a limited time, optional expedients and exceptions for certain contract modifications that reference the London Interbank Offered Rate (**LIBOR**) or another reference rate expected to be discontinued. In December 2022, the FASB deferred the expiration date of ASU 2020-04 from December 31, 2022 to December 31, 2024. In accordance with the optional expedients in ASU 2020-04, we have modified all applicable debt agreements to replace LIBOR with another reference rate and applied the practical expedient to account for the modification as a continuation of the existing contract. The use of optional expedients in ASU 2020-04 has not had a significant impact on our consolidated financial statements to date. For additional information regarding our debt, see note 11.

### *Recent Accounting Pronouncements*

#### *ASU 2024-03*

In November 2024, the FASB issued ASU No. 2024-03, *Disaggregation of Income Statement Expenses (DISE) (ASU 2024-03)*, which requires disclosure of certain categories of expenses such as the purchase of inventory, employee compensation, depreciation, and intangible asset amortization that are components of existing expense captions presented on the face of the income statement. ASU 2024-03 is effective for annual periods beginning after December 15, 2026 and interim periods beginning after December 15, 2027, with early adoption permitted. ASU 2024-03 should be applied prospectively, however, retrospective application is permitted. We are currently evaluating the impact of ASU 2024-03 on our disclosures.

**LIBERTY GLOBAL LTD.**  
**Notes to Consolidated Financial Statements — (Continued)**  
**December 31, 2024, 2023 and 2022**

*ASU 2023-09*

In December 2023, the FASB issued ASU No. 2023-09, *Improvements to Income Tax Disclosures (ASU 2023-09)*, which is intended to enhance the transparency of income tax matters within financial statements, providing stakeholders with a clearer understanding of tax positions and their associated risks and uncertainties. ASU 2023-09 requires public business entities to disclose, on an annual basis, specific categories in the rate reconciliation and provide additional information for reconciling items that meet a specific quantitative threshold. There is a further requirement that public business entities will need to disclose a tabular reconciliation, using both percentages and reporting currency amounts. ASU 2023-09 is effective for fiscal years beginning after December 15, 2024. The adoption of ASU 2023-09 will result in modifications to our tax disclosures beginning in 2025.

*ASU 2023-05*

In August 2023, the FASB issued ASU No. 2023-05, *Business Combinations – Joint Venture Formations: Recognition and Initial Measurement (ASU 2023-05)*, which outlines updates to the formation of entities that meet the definition of a joint venture as defined by the FASB. ASU 2023-05 requires a joint venture to measure its assets and liabilities at fair value upon formation. ASU 2023-05 is effective prospectively for joint venture formations with a formation date on or after January 1, 2025. We do not expect ASU 2023-05 to have a significant impact on our consolidated financial statements.

**(3) Summary of Significant Accounting Policies**

***Estimates***

The preparation of financial statements in conformity with GAAP requires management to make estimates and assumptions that affect the reported amounts of assets and liabilities at the date of the financial statements and the reported amounts of revenue and expenses during the reporting period. Estimates and assumptions are used in accounting for, among other things, the valuation of acquisition-related assets and liabilities, deferred income taxes and related valuation allowances, loss contingencies, fair value measurements, impairment assessments, capitalization of internal costs associated with construction and installation activities and the development of internal-use software, useful lives of long-lived assets, share-based compensation and actuarial liabilities associated with certain benefit plans. Actual results could differ from those estimates.

***Principles of Consolidation***

The accompanying consolidated financial statements include our accounts and the accounts of all voting interest entities where we exercise a controlling financial interest through the ownership of a direct or indirect controlling voting interest and variable interest entities for which our company is the primary beneficiary. All significant intercompany accounts and transactions have been eliminated in consolidation.

***Cash and Cash Equivalents and Restricted Cash***

Cash equivalents consist of money market funds and other investments that are readily convertible into cash and have maturities of three months or less at the time of acquisition. We record money market funds at the net asset value as there are no restrictions on our ability, contractual or otherwise, to redeem our investments at the stated net asset value.

Restricted cash consists of cash held in restricted accounts, including cash held as collateral for debt and other compensating balances. Restricted cash amounts that are required to be used to purchase long-term assets or repay long-term debt are classified as long-term assets. All other cash that is restricted to a specific use is classified as current or long-term based on the expected timing of the disbursement.

Our significant non-cash investing and financing activities are disclosed in our consolidated statements of equity and in notes 6, 10 and 12.

**LIBERTY GLOBAL LTD.**  
**Notes to Consolidated Financial Statements — (Continued)**  
**December 31, 2024, 2023 and 2022**

***Cash Flow Statement***

For purposes of our consolidated statements of cash flows, operating-related expenses financed by an intermediary are treated as constructive operating cash outflows and constructive financing cash inflows when the intermediary settles the liability with the vendor as there is no actual cash outflow until we pay the financing intermediary. When we pay the financing intermediary, we record financing cash outflows in our consolidated statements of cash flows. The capital expenditures we report in our consolidated statements of cash flows do not include amounts that are financed under capital-related vendor financing or finance lease arrangements. Instead, these amounts are reflected as non-cash additions to our property and equipment when the underlying assets are delivered and as repayments of debt when the principal is repaid.

***Trade Receivables***

Our trade receivables are reported net of an allowance for doubtful accounts. Such allowance aggregated \$20.5 million and \$21.6 million at December 31, 2024 and 2023, respectively. The allowance for doubtful accounts is based upon our current estimate of lifetime expected credit losses related to uncollectible accounts receivable. We use a number of factors in determining the allowance, including, among other things, collection trends, prevailing and anticipated economic conditions and specific customer credit risk. The allowance is maintained until either payment is received or the likelihood of collection is considered to be remote.

Concentration of credit risk with respect to trade receivables is limited due to the large number of residential and business customers. We also manage this risk by disconnecting services to customers whose accounts are delinquent.

***Investments***

We make elections, on an investment-by-investment basis, as to whether we measure our investments at fair value. Such elections are generally irrevocable. With the exception of those investments over which we exercise significant influence, we generally elect the fair value method. For those investments over which we exercise significant influence, we generally elect the equity method. We determine the appropriate classification of our investments in debt securities at the time of purchase based on the underlying nature and characteristics of each security. With the exception of our debt security in a leveraged structured note, all of our debt securities are classified as available for sale and are reported at fair value. Changes in fair value are reported in other comprehensive earnings or loss and, upon sale, are reported in realized and unrealized gains or losses due to changes in fair values of certain investments, net, in our consolidated statements of operations. Our debt security held in a leveraged structured note is accounted for at fair value and any change in fair value is reported in realized and unrealized gains or losses due to changes in fair values of certain investments, net, in our consolidated statements of operations.

Under the fair value method, investments are recorded at fair value and any changes in fair value are reported in realized and unrealized gains or losses due to changes in fair values of certain investments, net, in our consolidated statements of operations. All costs directly associated with the acquisition of an investment to be accounted for using the fair value method are expensed as incurred. In addition, any interest received on our debt securities is reported as interest income in our consolidated statements of operations.

Under the equity method, investments, originally recorded at cost, are adjusted to recognize our share of net earnings or losses of the affiliates as they occur rather than as dividend distributions are received, with our recognition of losses generally limited to the extent of our investment in, and advances and commitments to, the investee. The portion of the difference between our investment and our share of the net assets of the investee that represents goodwill is not amortized, but continues to be considered for impairment. Profits on transactions with equity affiliates for which assets remain on our or our investee's balance sheet are eliminated to the extent of our ownership in the investee. All costs directly associated with the acquisition of an investment to be accounted for using the equity method are included in the carrying amount of the investment. For additional information regarding our fair value and equity method investments, see notes 7 and 9.

Dividend distributions from investees that are not accounted for under the equity method are recognized as dividend income in our consolidated statements of operations when the investee's shares begin trading on an ex-dividend basis for publicly traded investees or when declared for privately held investees. Dividend distributions from our equity method investees are reflected as reductions in the carrying values of the applicable investments. Dividend distributions that are deemed to be (i) returns on our investments are included in cash flows from operating activities in our consolidated statements of cash

**LIBERTY GLOBAL LTD.**  
**Notes to Consolidated Financial Statements — (Continued)**  
**December 31, 2024, 2023 and 2022**

flows and (ii) returns of our investments are included in cash flows from investing activities in our consolidated statements of cash flows.

We continually review all of our equity method investments to determine whether a decline in fair value below the cost basis is deemed other-than-temporary. The primary factors we consider in our determination are the extent and length of time that the fair value of the investment is below our company's carrying value and the financial condition, operating performance and near-term prospects of the investee, changes in the stock price or valuation subsequent to the balance sheet date, and the impacts of exchange rates, if applicable. If the decline in fair value of an equity method investment is deemed to be other-than-temporary, the cost basis of the security is written down to fair value and the corresponding charge is reported in share of results of affiliates, net, in our consolidated statements of operations.

Realized gains and losses are determined on an average cost basis. Securities transactions are recorded on the trade date.

***Financial Instruments***

Due to the short maturities of cash and cash equivalents, restricted cash, short-term liquid investments, trade and other receivables, other current assets, accounts payable and other accrued and current liabilities, their respective carrying values approximate their respective fair values. For information concerning the fair values of certain of our investments, derivatives and debt, see notes 7, 8 and 11, respectively. For information regarding how we arrive at certain of our fair value measurements, see note 9.

***Derivative Instruments***

All derivative instruments, whether designated as hedging relationships or not, are recorded on the balance sheet at fair value. We generally only apply hedge accounting to our derivative instruments in limited circumstances, therefore changes in the fair value of most of our derivative instruments are recognized in earnings or loss.

The net cash received or paid related to our derivative instruments is classified as an operating, investing or financing activity in our consolidated statements of cash flows based on the objective of the derivative instrument and the classification of the applicable underlying cash flows. For additional information regarding our derivative instruments, see note 8.

***Property and Equipment***

Property and equipment are stated at cost less accumulated depreciation. We capitalize costs associated with the construction of new, or upgrades to existing, fixed and mobile transmission and distribution facilities, the installation of new fixed-line services and the development of internal-use software. Capitalized construction and installation costs include materials, labor and other directly attributable costs. Installation activities that are capitalized include (i) the initial connection (or drop) from our fixed-line system to a customer location, (ii) the replacement of a drop and (iii) the installation of equipment for new, or upgrades to existing, fixed-line services. The costs of other customer-facing activities, such as reconnecting and disconnecting customer locations and repairing or maintaining drops, are expensed as incurred. Interest capitalized with respect to construction activities was not material during any of the periods presented.

Capitalized internal-use software is included as a component of property and equipment. We capitalize internal and external costs directly associated with the development of internal-use software. We also capitalize costs associated with the purchase of software licenses. Maintenance and training costs, as well as costs incurred during the preliminary stage of an internal-use software development project, are expensed as incurred. Costs related to the development of entertainment- and connectivity-related software that we externally market, or plan to externally market, to third parties are expensed as incurred, as the time period between technological feasibility and product launch is generally limited in duration and the associated costs during said time period are not significant.

Depreciation is computed using the straight-line method over the estimated useful life of the underlying asset. Equipment under finance leases is amortized on a straight-line basis over the shorter of the lease term or estimated useful life of the asset. Useful lives used to depreciate our property and equipment are assessed periodically and are adjusted when warranted. The useful lives of fixed and mobile distribution systems that are undergoing a rebuild are adjusted such that property and

**LIBERTY GLOBAL LTD.**  
**Notes to Consolidated Financial Statements — (Continued)**  
**December 31, 2024, 2023 and 2022**

equipment to be retired will be fully depreciated by the time the rebuild is completed. For additional information regarding the useful lives of our property and equipment, see note 10.

Additions, replacements and improvements that extend the asset life are capitalized. Repairs and maintenance are charged to operations.

We recognize a liability for asset retirement obligations in the period in which it is incurred if sufficient information is available to make a reasonable estimate of fair values. Asset retirement obligations may arise from the loss of rights of way that we obtain from local municipalities or other relevant authorities, as well as our obligations under certain lease arrangements to restore the property to its original condition at the end of the lease term. Given the nature of our operations, most of our rights of way and certain leased premises are considered integral to our business. Accordingly, for most of our rights of way and certain lease agreements, the possibility is remote that we will incur significant removal costs in the foreseeable future and, as such, we do not have sufficient information to make a reasonable estimate of fair value for these asset retirement obligations.

As of December 31, 2024 and 2023, the recorded value of our asset retirement obligations was \$21.6 million and \$22.5 million, respectively.

***Intangible Assets***

Our primary intangible assets relate to (i) goodwill, (ii) licenses and (iii) customer relationships. Goodwill represents the excess purchase price over the fair value of the identifiable net assets acquired in a business combination. Licenses and customer relationships acquired in connection with business combinations are initially recorded at their respective fair values.

Goodwill and other intangible assets with indefinite useful lives are not amortized, but instead are tested for impairment at least annually. Intangible assets with finite lives are amortized on a straight-line basis over their respective estimated useful lives to their estimated residual values.

For additional information regarding the useful lives of our intangible assets, see note 10.

***Impairment of Property and Equipment and Intangible Assets***

When circumstances warrant, we review the carrying amounts of our property and equipment and our intangible assets (other than goodwill) to determine whether such carrying amounts continue to be recoverable. Such changes in circumstance may include (i) an expectation of a sale or disposal of a long-lived asset or asset group, (ii) adverse changes in market or competitive conditions, (iii) an adverse change in legal factors or business climate in the markets in which we operate and (iv) operating or cash flow losses. For purposes of impairment testing, long-lived assets are grouped at the lowest level for which cash flows are largely independent of other assets and liabilities, generally at or below the reporting unit level (see below). If the carrying amount of the asset or asset group is greater than the expected undiscounted cash flows to be generated by such asset or asset group, an impairment adjustment is recognized. Such adjustment is measured by the amount that the carrying value of such asset or asset group exceeds its fair value. We generally measure fair value by considering (a) sale prices for similar assets, (b) discounted estimated future cash flows using an appropriate discount rate and/or (c) estimated replacement cost. Assets to be disposed of are recorded at the lower of their carrying amount or fair value less costs to sell.

We evaluate goodwill for impairment at least annually on October 1 and whenever facts and circumstances indicate that a reporting unit's carrying amount may not be recoverable. We first make a qualitative assessment to determine if the goodwill may be impaired. If it is more-likely-than-not that a reporting unit's fair value is less than its carrying value, we then compare the fair value of the reporting unit to its respective carrying amount. Any excess of the carrying amount over the fair value would be charged to operations as an impairment loss. A reporting unit is an operating segment or one level below an operating segment (referred to as a "component").

***Leases***

For leases with a term greater than 12 months, we recognize on the lease commencement date (i) right-of-use (ROU) assets representing our right to use an underlying asset and (ii) lease liabilities representing our obligation to make lease payments over the lease term. Lease and non-lease components in a contract are generally accounted for separately.

**LIBERTY GLOBAL LTD.**  
**Notes to Consolidated Financial Statements — (Continued)**  
**December 31, 2024, 2023 and 2022**

We initially measure lease liabilities at the present value of the remaining lease payments over the lease term. Options to extend or terminate the lease are included only when it is reasonably certain that we will exercise that option. As most of our leases do not provide enough information to determine an implicit interest rate, we generally use a portfolio level incremental borrowing rate in our present value calculation. We initially measure ROU assets at the value of the lease liability, plus any initial direct costs and prepaid lease payments, less any lease incentives received.

With respect to our finance leases, (i) ROU assets are generally depreciated on a straight-line basis over the shorter of the lease term or the useful life of the asset and (ii) interest expense on the lease liability is recorded using the effective interest method. Operating lease expense is recognized on a straight-line basis over the lease term. For leases with a term of 12 months or less (short-term leases), we do not recognize ROU assets or lease liabilities. Short-term lease expense is recognized on a straight-line basis over the lease term.

### ***Income Taxes***

Income taxes are accounted for under the asset and liability method. We recognize deferred tax assets and liabilities for the future tax consequences attributable to differences between the financial statement carrying amounts and income tax basis of assets and liabilities and the expected benefits of utilizing net operating loss and tax credit carryforwards, using enacted tax rates in effect for each taxing jurisdiction in which we operate for the year in which those temporary differences are expected to be recovered or settled. We recognize the financial statement effects of a tax position when it is more-likely-than-not, based on technical merits, that the position will be sustained upon examination. Recognized tax positions are measured as the largest amount of tax benefit that has a greater than 50 percent likelihood of being realized upon settlement. Net deferred tax assets are reduced by a valuation allowance if, based on our evaluation of all available evidence, we believe it is more-likely-than-not such net deferred tax assets will not be realized. Certain of our valuation allowances and tax uncertainties are associated with entities that we acquired in business combinations. The effect of a change in tax laws or rates on deferred tax assets and liabilities is recognized in earnings or loss in the period that includes the enactment date. Deferred tax liabilities related to investments in foreign subsidiaries and foreign corporate joint ventures that are essentially permanent in duration are not recognized until it becomes apparent that such amounts will reverse in the foreseeable future. In order to be considered essentially permanent in duration, sufficient evidence must indicate that the foreign subsidiary has invested or will invest its undistributed earnings indefinitely, or that earnings will be remitted in a tax-free manner. In the U.S., certain income earned by foreign subsidiaries, known as global intangible low-taxed income (**GILTI**), must be included in the gross income of their U.S. shareholder. We have elected to treat the tax effect of GILTI as a current-period expense when incurred. Interest and penalties related to income tax liabilities are included in income tax benefit or expense in our consolidated statements of operations.

For additional information regarding our income taxes, see note 13.

### ***Foreign Currency Translation and Transactions***

The reporting currency of our company is the U.S. dollar. The functional currency of our foreign operations generally is the applicable local currency for each foreign subsidiary and equity method investee. Assets and liabilities of foreign subsidiaries (including intercompany balances for which settlement is not anticipated in the foreseeable future) are translated at the spot rate in effect at the applicable reporting date. With the exception of certain material transactions, the amounts reported in our consolidated statements of operations are translated at the average exchange rates in effect during the applicable period. The resulting unrealized cumulative translation adjustment, net of applicable income taxes, is recorded as a component of accumulated other comprehensive earnings or loss in our consolidated statements of equity. With the exception of certain material transactions, the cash flows from our operations in foreign countries are translated at the average rate for the applicable period in our consolidated statements of cash flows. The impacts of material transactions generally are recorded at the applicable spot rates in our consolidated statements of operations and cash flows. The effect of exchange rates on cash balances held in foreign currencies are separately reported in our consolidated statements of cash flows.

Transactions denominated in currencies other than our or our subsidiaries' functional currencies are recorded based on exchange rates at the time such transactions arise. Changes in exchange rates with respect to amounts recorded on our consolidated balance sheets related to these non-functional currency transactions result in transaction gains and losses that are reflected in our consolidated statements of operations as unrealized (based on the applicable period end exchange rates) or realized upon settlement of the transactions.

### ***Revenue Recognition***

*Service Revenue — Fixed Networks.* We recognize revenue from the provision of broadband internet, video and fixed-line telephony services over our network to customers in the period the related services are provided, with the exception of revenue recognized pursuant to certain contracts that contain promotional discounts, as described below. Installation fees related to services provided over our network are generally deferred and recognized as revenue over the contractual period, or longer if the upfront fee results in a material renewal right.

*Sale of Multiple Products and Services.* We sell broadband internet, video, fixed-line telephony and, in most of our markets, mobile services to our customers in bundled packages at a rate lower than if the customer purchased each product on a standalone basis. Revenue from bundled packages generally is allocated proportionally to the individual products or services based on the relative standalone selling price for each respective product or service.

*Mobile Revenue — General.* Consideration from mobile contracts is allocated to the airtime service component and the handset component based on the relative standalone selling prices of each component. In markets where we offer handsets and airtime services in separate contracts entered into at the same time, we account for these contracts as a single contract.

*Mobile Revenue — Airtime Services.* We recognize revenue from mobile services in the period in which the related services are provided. Revenue from prepaid customers is deferred prior to the commencement of services and recognized as the services are rendered or usage rights expire.

*Mobile Revenue — Handset Revenue.* Revenue from the sale of handsets is recognized at the point in which the goods have been transferred to the customer. Some of our mobile handset contracts that permit the customer to take control of the handset upfront and pay for the handset in installments over a contractual period may contain a significant financing component. For contracts with terms of one year or more, we recognize any significant financing component as revenue over the contractual period using the effective interest method. We do not record the effect of a significant financing component if the contractual period is less than one year.

*B2B Revenue.* We defer upfront installation and certain nonrecurring fees received on B2B contracts where we maintain ownership of the installed equipment. The deferred fees are amortized into revenue on a straight-line basis, generally over the longer of the term of the arrangement or the expected period of performance. From time to time, we also enter into agreements with certain B2B customers pursuant to which they are provided the right to use certain elements of our network. If these agreements are determined to contain a lease that meets the criteria to be considered a sales-type lease, we recognize revenue from the lease component when control of the network element is transferred to the customer.

*Other Revenue — Services.* We provide services to certain third parties and affiliates, including the VMO2 JV and the VodafoneZiggo JV, which consist primarily of (i) technology and other services and (ii) capital-related expenditures for assets that will be used by or will otherwise benefit these third parties or affiliates. We recognize revenue from services to affiliates in the period in which the related services are provided.

*Other Revenue — Formula E Global Revenue.* Formula E's global revenue primarily comes from global sponsorship contracts, with additional contributions from fees paid by racing teams and broadcasting revenue. With the exception of global barter revenue, we recognize this global revenue on a pro rata basis by race event across the racing season. Any global barter revenue is recognized in the period in which the barter transaction occurs.

*Other Revenue — Formula E Race Revenue.* Formula E's race revenue comprises fees paid by local promoters to host race events, income from ticketing and hospitality services at race events and fees paid by racing teams for freight, administrative and other race-related services. As this race revenue is specific to the location of each individual racing event, race revenue is recognized in the period in which the associated race occurs.

*Contract Costs.* Incremental costs to obtain a contract with a customer, such as incremental sales commissions, are generally recognized as assets and amortized to SG&A expenses over the applicable period benefited, which generally is the contract life. If, however, the amortization period is less than one year, we expense such costs in the period incurred. Contract fulfillment costs, such as costs for installation activities for B2B customers, are recognized as assets and amortized to other

**LIBERTY GLOBAL LTD.**  
**Notes to Consolidated Financial Statements — (Continued)**  
**December 31, 2024, 2023 and 2022**

operating costs over the applicable period benefited, which is generally the substantive contract term for the related service contract.

*Promotional Discounts.* For subscriber promotions, such as discounted or free services during an introductory period, revenue is recognized uniformly over the contractual period if the contract has substantive termination penalties. If a contract does not have substantive termination penalties, revenue is recognized only to the extent of the discounted monthly fees charged to the subscriber, if any.

*Subscriber Advance Payments.* Payments received in advance for the services we provide are deferred and recognized as revenue when the associated services are provided.

*Sales, Use and Other Value-Added Taxes.* Revenue is recorded net of applicable sales, use and other value-added taxes (VAT).

For additional information regarding our revenue recognition and related costs, see note 4. For additional information regarding services provided to our affiliates, see note 7. For a disaggregation of our revenue by major category and by reportable and geographic segment, see note 19.

***Programming Costs***

Programming costs include (i) agreements to distribute channels to our customers, (ii) exhibition rights of programming content and (iii) sports rights.

*Channel Distribution Agreements.* Our channel distribution agreements are generally multi-year contracts for which we are charged either (i) variable rates based upon the number of subscribers or (ii) on a flat fee basis. Certain of our variable rate contracts require minimum guarantees. Programming costs under such arrangements are recorded in operating costs and expenses in our consolidated statement of operations when the programming is available for viewing.

*Exhibition Rights.* Our agreements for exhibition rights are generally multi-year license agreements for which we are typically charged either (i) a percentage of the revenue earned per program or (ii) a flat fee per program. The current and long-term portions of our exhibition rights acquired under licenses are recorded as other current assets and other assets, net, respectively, on our consolidated balance sheet when the license period begins and the program is available for its first showing. Capitalized exhibition rights are amortized based on the projected future showings of the content using a straight-line or accelerated method of amortization, as appropriate. Exhibition rights are regularly reviewed for impairment and held at the lower of unamortized cost or estimated net realizable value.

*Sports Rights.* Our sports rights agreements are generally multi-year contracts for which we are typically charged a flat fee per season. We typically pay for sports rights in advance of the respective season. The current and long-term portions of any payments made in advance of the respective season are recorded as other current assets and other assets, net, respectively, on our consolidated balance sheet and are amortized on a straight-line basis over the respective sporting season. Sports rights are regularly reviewed for impairment and held at the lower of unamortized cost or estimated net realizable value.

For additional information regarding our programming costs, see note 18.

***Share-based Compensation***

We recognize all share-based payments to employees, including grants of employee share-based incentive awards, based on their grant-date fair values and our estimates of forfeitures. We recognize share-based compensation expense as a charge to operations over the vesting period based on the grant-date fair value of outstanding awards, which may differ from the fair value of such awards on any given date. Our share of payroll taxes incurred in connection with the vesting or exercise of our share-based incentive awards is recorded as a component of share-based compensation expense in our consolidated statements of operations.

**LIBERTY GLOBAL LTD.**  
**Notes to Consolidated Financial Statements — (Continued)**  
**December 31, 2024, 2023 and 2022**

We use the straight-line method to recognize share-based compensation expense for our outstanding share awards that do not contain a performance condition and the accelerated expense attribution method for our outstanding share awards that contain a performance condition and vest on a graded basis.

The grant date fair values for options, share appreciation rights (**SARs**) and performance based share appreciation rights (**PSARs**) are estimated using the Black-Scholes option pricing model, and the grant date fair values for restricted share units (**RSUs**) and performance based restricted share units (**PSUs**) are based upon the closing share price of Liberty Global common shares on the date of grant. We consider historical exercise trends in our calculation of the expected life of options and SARs granted by Liberty Global to employees. The expected volatility for options and SARs related to our common shares is generally based on a combination of (i) historical volatilities for a period equal to the expected average life of the awards and (ii) volatilities implied from publicly-traded options for our shares.

We generally issue new Liberty Global common shares when Liberty Global options or SARs are exercised and when RSUs and PSUs vest. Our company settles SARs and PSARs on a net basis when exercised by the award holder, whereby the number of shares issued represents the excess value of the award based on the market price of the respective Liberty Global shares at the time of exercise relative to the award's exercise price. In addition, the number of shares issued is further reduced by the amount of the employee's required income tax withholding.

Although we repurchase Liberty Global common shares from time to time, the parameters of our share repurchases and redemptions do not take into account the potential dilutive impact from our share-based compensation plans.

For additional information regarding our share-based compensation, see note 15.

***Litigation Costs***

Legal fees and related litigation costs are expensed as incurred.

**LIBERTY GLOBAL LTD.**  
**Notes to Consolidated Financial Statements — (Continued)**  
**December 31, 2024, 2023 and 2022**

***Earnings or Loss per Share***

Basic earnings or loss per share (**EPS**) is computed by dividing net earnings or loss by the weighted average number of shares outstanding for the period. Diluted EPS presents the dilutive effect, if any, on a per share basis of potential shares from share-based incentive awards as if they had been exercised, vested or converted at the beginning of the periods presented. For additional information regarding our share-based incentive awards, see note 15.

The details of our net earnings (loss) from continuing operations attributable to Liberty Global shareholders are set forth below:

	<b>Year ended December 31,</b>		
	<b>2024</b>	<b>2023</b>	<b>2022</b>
	<b>in millions, except share amounts</b>		
Earnings (loss) from continuing operations	\$ 1,869.1	\$ (3,659.1)	\$ 771.7
Net earnings from continuing operations attributable to noncontrolling interests	(57.9)	(177.9)	(513.1)
Net earnings (loss) from continuing operations attributable to Liberty Global shareholders	<u>\$ 1,811.2</u>	<u>\$ (3,837.0)</u>	<u>\$ 258.6</u>
Weighted average common shares outstanding (basic EPS computation)	366,731,510	425,679,037	489,555,582
Incremental shares (a)	8,450,711	—	7,433,268
Weighted average common shares outstanding (diluted EPS computation)	<u>375,182,221</u>	<u>425,679,037</u>	<u>496,988,850</u>
Excluded potentially dilutive employee share-based incentive awards (b)	<u>99,742,431</u>	<u>96,492,625</u>	<u>59,459,161</u>

(a) We use the treasury stock method to calculate our incremental shares attributable to the assumed exercise or release of the outstanding share-based incentive awards upon vesting. Certain of our share incentive plans include performance and/or other features that result in the associated shares being contingently issuable. For purposes of applying the treasury stock method, the dilutive effect of these awards is calculated based on the number of the shares that would be issuable as if the end of the reporting period was the end of the contingency period.

(b) Amounts represent potentially dilutive shares that have been excluded from the computation of diluted earnings (loss) from continuing operations attributable to Liberty Global shareholders because their effect would have been anti-dilutive or, in the case of PSUs, because such awards had not yet met the applicable performance criteria.

**(4) Revenue Recognition and Related Costs**

***Contract Balances***

If we transfer goods or services to a customer but do not have an unconditional right to payment, we record a contract asset. Contract assets typically arise from the uniform recognition of introductory promotional discounts over the contract period and accrued revenue for handset sales. Our contract assets were \$9.4 million and \$8.1 million as of December 31, 2024 and 2023, respectively. The current and long-term portions of our contract asset balances are included within other current assets and other assets, net, respectively, on our consolidated balance sheets.

We record deferred revenue when we receive payment prior to transferring goods or services to a customer. We primarily defer revenue for (i) installation and other upfront services and (ii) other services that are invoiced prior to when services are provided. Our deferred revenue balances were \$289.5 million and \$172.5 million as of December 31, 2024 and 2023, respectively. The increase in deferred revenue during 2024 is primarily due to the net effect of (a) the impact of additions during the period, (b) the recognition of \$155.6 million of revenue that was included in our deferred revenue balance at December 31, 2023 and (c) an increase of \$117.0 million related to the Formula E Acquisition. The long-term portions of our deferred revenue balances are included within other long-term liabilities on our consolidated balance sheets.

**LIBERTY GLOBAL LTD.**  
**Notes to Consolidated Financial Statements — (Continued)**  
**December 31, 2024, 2023 and 2022**

***Contract Costs***

Our aggregate assets associated with incremental costs to obtain and fulfill our contracts were \$1.2 million and \$1.4 million at December 31, 2024 and 2023, respectively. The current and long-term portions of our assets related to contract costs are included within other current assets and other assets, net, respectively, on our consolidated balance sheets.

***Unsatisfied Performance Obligations***

A portion of our revenue is derived from customers who are not subject to contracts. Revenue from customers who are subject to contracts is generally recognized over the term of such contracts, which is typically 12 months for our residential service contracts, one to three years for our mobile service contracts and one to five years for our B2B service contracts.

**(5) Acquisitions**

***Formula E Acquisition***

On October 2, 2024 (the **Formula E Acquisition Date**), we gained control of Formula E through the acquisition of the Formula E shares held by Warner Bros. Discovery, Inc. (**Warner Bros. Discovery**) and certain other minority shareholders, which increased our ownership interest in Formula E from 38.2% to 65.6% (the **Formula E Acquisition**). The total purchase price for these additional shares totaled €150.0 million (\$165.7 million at the transaction date). We also acquired Warner Bros. Discovery's €50.0 million (\$55.6 million at the transaction date) shareholder loan to Formula E upon closing of the transaction. Liberty Global began consolidating 100% of Formula E's results from the Formula E Acquisition Date.

We have accounted for the Formula E Acquisition as a business combination using the acquisition method of accounting, whereby the total purchase price was allocated to the acquired identifiable net assets of Formula E based on assessments of their respective fair values, and the excess of the purchase price over the fair values of these identifiable net assets was allocated to goodwill.

The following table summarizes the fair value of consideration transferred as part of the Formula E Acquisition (in millions):

Purchase consideration (a)	\$	221.3
Fair value of pre-existing investment in Formula E (b)	\$	316.6
Fair value of the noncontrolling interest in Formula E (c)	\$	209.0

- (a) Represents the total purchase consideration in connection with the Formula E Acquisition, which includes the shareholder loan acquired from Warner Bros. Discovery, as described above.
- (b) Represents the fair value of our pre-existing investment in Formula E immediately prior to the Formula E Acquisition, including our €80.5 million (\$88.9 million at the transaction date) shareholder loan to Formula E.
- (c) Represents the fair value of the noncontrolling interest in Formula E as of the Formula E Acquisition Date.

**LIBERTY GLOBAL LTD.**  
**Notes to Consolidated Financial Statements — (Continued)**  
**December 31, 2024, 2023 and 2022**

A summary of the preliminary amounts of identifiable assets acquired and liabilities assumed at the Formula E Acquisition Date is presented in the following table (in millions). These figures are subject to adjustment based on our final assessment of the fair values of the acquired identifiable assets and liabilities. Although most items in the valuation process remain open, the items with the highest likelihood of changing upon finalization of the valuation process relate to goodwill, certain intangible assets and their respective estimated useful lives and income taxes.

Current assets (a)	\$	104.1
Property and equipment, net		32.1
Intangible assets subject to amortization, net (b)		686.0
Other assets, net		23.4
Other accrued and current liabilities		(167.5)
Deferred tax liabilities		(117.9)
Other long-term liabilities		(12.0)
Total identifiable net assets	\$	<u>548.2</u>
Goodwill (c)	\$	<u>198.7</u>

- (a) In connection with the Formula E Acquisition, we acquired \$22.2 million of cash and cash equivalents, including restricted cash.
- (b) Amount primarily includes an intangible asset related to a licensing agreement with the Federation Internationale l'Automobile (**FIA**) that provides Formula E with the exclusive rights to operate an electric motor racing championship. As of the Formula E Acquisition Date, the weighted average useful life of Formula E's intangible assets was approximately 33 years.
- (c) The goodwill recognized in connection with the Formula E Acquisition primarily represents the future economic benefits expected to arise from other intangible assets acquired that do not qualify for separate recognition, including assembled workforce, value associated with future sponsors, continued innovation and non-contractual relationships.

In connection with the Formula E Acquisition, we also recognized a gain of \$190.7 million during 2024, representing the difference between the fair value and carrying amount of our previously held minority equity interest in Formula E. No income taxes were required to be provided on this gain.

***Telenet Wyre Transaction***

On July 1, 2023, pursuant to an agreement dated July 19, 2022, Telenet and Fluvius System Operator CV (**Fluvius**) created an independent infrastructure company (**Wyre**) within their combined geographic footprint in Belgium (the **Telenet Wyre Transaction**). The companies each contributed certain cable infrastructure assets with Telenet and Fluvius owning 66.8% and 33.2% of Wyre, respectively. In exchange for its 66.8% ownership of Wyre, Telenet contributed net assets with a fair value of €1,851.2 million (\$2,021.2 million at the transaction date), together with annual payments to Fluvius of €20.0 million (\$20.7 million) over the next six years following the date of the transaction. Telenet and Liberty Global began consolidating Wyre's results upon the closing of the transaction. The final purchase price allocation was completed on June 30, 2024, which resulted in adjustments to certain of the preliminary amounts recorded. For more information regarding the final purchase price allocation, see note 10.

With the closing of the Telenet Wyre Transaction, Telenet early terminated and effectively settled certain pre-existing contractual relationships with Fluvius, principally related to Telenet's leased network, and began consolidating certain infrastructure cable assets contributed by Fluvius to Wyre, as described above. Primarily due to Telenet's aforementioned pre-existing network leasing relationship with Fluvius, the Telenet Wyre Transaction did not have a significant impact on our operating income during 2023 or 2022.

**LIBERTY GLOBAL LTD.**  
**Notes to Consolidated Financial Statements — (Continued)**  
**December 31, 2024, 2023 and 2022**

In connection with the Telenet Wyre Transaction, we recognized a net gain of \$377.8 million during 2023, which represents the difference between the fair value and carrying amount of a pre-existing network leasing relationship between Telenet and Fluvius. No income taxes were required to be provided on this gain.

***Pro Forma Information***

The following unaudited pro forma consolidated operating results give effect to the Formula E Acquisition as if it had been completed as of January 1, 2023. No effect has been given to the Telenet Wyre Transaction since it would not have had a significant impact on our results of operations during 2023. These pro forma amounts are not necessarily indicative of the operating results that would have occurred if the Formula E Acquisition had occurred on such date. The pro forma adjustments are based on certain assumptions that we believe are reasonable.

	<b>Year ended December 31,</b>	
	<b>2024</b>	<b>2023</b>
	<b>(unaudited)</b>	
Revenue (in millions)	\$ 4,589.4	\$ 4,384.3
Net earnings (loss) from continuing operations attributable to Liberty Global shareholders (in millions)	\$ 1,791.5	\$ (3,871.9)
Basic earnings (loss) from continuing operations attributable to Liberty Global shareholders per share	\$ 4.89	\$ (9.10)
Diluted earnings (loss) from continuing operations attributable to Liberty Global shareholders per share	\$ 4.78	\$ (9.10)

Our consolidated statement of operations for the year ended December 31, 2024 includes revenue of \$17.9 million and net loss of \$20.0 million attributable to Formula E, excluding the share of results of affiliates, net, related to our previously held minority equity interest in Formula E.

**(6) Dispositions**

***Spin-off***

On November 8, 2024, we completed the Spin-off, following a series of transactions that resulted in the transfer of the Sunrise Entities to an independent, separate publicly-traded Swiss company, Sunrise Communications AG. No gain or loss has been recognized in connection with the Spin-off.

The Spin-off was accomplished through the distribution of Sunrise common shares, in the form of Sunrise American depository shares (**ADSs**), to Liberty Global shareholders (the **Sunrise Distribution**). Liberty Global shareholders received one Sunrise Class A ADS for every five Liberty Global Class A or Class C common shares and two Sunrise Class B ADSs for each Liberty Global Class B common share.

In connection with the Spin-off, we entered into several agreements with Sunrise (the **Spin-off Agreements**). The following summarizes the material agreements:

- A master separation agreement (the **Master Separation Agreement**), which provides for, among other things, the principal corporate transactions (including the internal restructuring) required to effect the Spin-off, certain conditions to the Spin-off and provisions governing the relationship between Liberty Global and Sunrise with respect to and resulting from the Spin-off;
- A tax separation agreement (the **Tax Separation Agreement**), which governs the parties' respective rights, responsibilities and obligations with respect to taxes and tax benefits, the filing of tax returns, the handling of audits or other tax proceedings and assistance and cooperation and other tax matters, in each case, for taxable periods ending on or before or that otherwise include the date of the Spin-off;

**LIBERTY GLOBAL LTD.**  
**Notes to Consolidated Financial Statements — (Continued)**  
**December 31, 2024, 2023 and 2022**

- A technology master services agreement (the **Technology Master Services Agreement**), pursuant to which, for up to five years following the Spin-off, with the option to renew for a two-year period, Liberty Global will continue to provide Sunrise various technology-related platforms, products and services, including entertainment platforms and support services, connectivity platforms and support services, Global Tier-1 international internet and enterprise backbone network, IP transit and peering services, information technology applications and related services, mobile virtual network operator services, B2B-related services, technical architecture advisory services and security services;
- Transitional services agreements (the **Transitional Services Agreements**), pursuant to which Liberty Global will provide Sunrise various administrative services to ensure an orderly transition following the Spin-off. The terms of the services are for up to five years following the Spin-off, depending on the individual service elements. These services include, among others, internal audit, compliance, internal controls, external reporting, accounting, treasury, emerging business, corporate affairs and regulatory, human resources, legal, content and brand access services; and
- Other services agreements (the **Other Services Agreements**), pursuant to which certain subsidiaries of Liberty Global and Sunrise will continue to provide certain operational or advisory services to each other under agreements entered into prior to the Spin-off. These service agreements remain in place for a period of up to five years following the Spin-off and include structured finance, shared services, procurement, interconnect, roaming brokering, hyper scale consultancy and call center support.

During 2024, we recorded revenue of \$24.4 million associated with these services, as specified in the services agreements outlined above.

***UPC Poland***

On April 1, 2022, we completed the sale of UPC Poland to a subsidiary of Iliad S.A. (**iliad**). After considering debt and working capital adjustments (including cash disposed), we received net cash proceeds of Polish zloty 6,520.4 million (\$1,553.3 million at the transaction date).

In connection with the sale of UPC Poland, we recognized a gain of \$846.4 million, which includes a cumulative foreign currency translation gain of \$10.9 million. No income taxes were required to be provided on this gain.

In connection with the sale of UPC Poland, we agreed to provide certain transitional services to Iliad for a period of up to five years, depending on the service. These services principally comprise network and information technology-related functions. During 2024, 2023 and 2022, we recorded revenue of \$37.1 million, \$24.6 million and \$26.6 million, respectively, associated with these transitional services.

***Presentation of Discontinued Operations***

The operations of the Sunrise Entities and UPC Poland are presented as discontinued operations in our consolidated financial statements for all applicable periods.

**LIBERTY GLOBAL LTD.**  
**Notes to Consolidated Financial Statements — (Continued)**  
**December 31, 2024, 2023 and 2022**

The carrying amounts of the major classes of assets and liabilities of the Sunrise Entities as of December 31, 2023 are summarized below (in millions). These amounts exclude intercompany assets and liabilities that are eliminated within our consolidated balance sheet.

<b>Assets:</b>	
Current assets	\$ 1,197.6
Property and equipment, net	3,006.3
Goodwill	7,168.7
Intangible assets subject to amortization, net	1,380.0
Other assets	1,588.1
<b>Total assets</b>	<b>\$ 14,340.7</b>
<b>Liabilities:</b>	
Current portion of debt and finance leases	\$ 377.9
Other accrued and current liabilities	1,366.9
Long-term debt and finance lease obligations (a)	6,119.4
Other long-term liabilities	2,241.5
<b>Total liabilities</b>	<b>\$ 10,105.7</b>

- (a) In October 2024, in connection with the Spin-off, the Sunrise Entities repaid an aggregate \$1.4 billion of outstanding indebtedness, including associated derivative instruments. This repayment is included within net cash used by financing activities of discontinued operations in our consolidated statement of cash flows for the year ended December 31, 2024.

The operating results of the Sunrise Entities for 2024 and 2023 are summarized in the following table. These amounts exclude intercompany revenue and expenses that are eliminated within our consolidated statements of operations.

	<b>Year ended December 31,</b>	
	<b>2024 (a)</b>	<b>2023</b>
	<b>in millions</b>	
Revenue	\$ 2,902.8	\$ 3,375.6
Operating income	\$ 154.0	\$ 69.3
Loss before income taxes	\$ (200.1)	\$ (278.2)
Income tax benefit (expense)	(23.1)	63.5
<b>Net loss attributable to Liberty Global shareholders</b>	<b>\$ (223.2)</b>	<b>\$ (214.7)</b>

- (a) Includes the operating results of the Sunrise Entities from January 1, 2024 to November 8, 2024, the date of the Spin-off.

**LIBERTY GLOBAL LTD.**  
**Notes to Consolidated Financial Statements — (Continued)**  
**December 31, 2024, 2023 and 2022**

The operating results of the Sunrise Entities and UPC Poland for 2022 are summarized in the following table. These amounts exclude intercompany revenue and expenses that are eliminated within our consolidated statement of operations.

	<b>Sunrise Entities</b>	<b>UPC Poland (a)</b>	<b>Total</b>
	<b>in millions</b>		
Revenue	\$ 3,178.2	\$ 109.5	\$ 3,287.7
Operating income	\$ 36.9	\$ 45.0	\$ 81.9
Earnings before income taxes	\$ 245.8	\$ 43.9	\$ 289.7
Income tax benefit (expense)	87.8	(9.3)	78.5
Net earnings attributable to Liberty Global shareholders	\$ 333.6	\$ 34.6	\$ 368.2

(a) Includes the operating results of UPC Poland from January 1, 2022 to April 1, 2022, the date UPC Poland was sold.

***Telenet Tower Sale***

On June 1, 2022, Telenet completed the sale of substantially all of their passive infrastructure and tower assets to DigitalBridge Investments LLC (**DigitalBridge**) (the **Telenet Tower Sale**). After considering working capital adjustments, we received net cash proceeds of €733.0 million (\$779.9 million at the transaction date). Effective with the signing of the sale and purchase agreement on March 25, 2022, we began accounting for the associated assets and liabilities as held for sale and, accordingly, we ceased to depreciate or amortize these long-lived assets.

In connection with the completion of the Telenet Tower Sale, we recognized a gain of \$700.5 million. No income taxes were required to be provided on this gain.

As part of the Telenet Tower Sale, Telenet entered into a master lease agreement to lease back the passive infrastructure and tower assets from DigitalBridge for an initial period of 15 years (the **Telenet Tower Lease Agreement**). In connection with the Telenet Tower Lease Agreement, we recorded non-cash additions to our operating lease ROU assets of \$615.1 million and a corresponding increase to our operating lease liabilities of the same amount.

In addition, as part of the Telenet Tower Lease Agreement, Telenet committed to lease back 475 build-to-suit sites over the term of the lease. As of December 31, 2024, the total U.S. dollar equivalent of the estimated future payments for the build-to-suit sites over the term of the lease was \$84.9 million, the majority of which are due after 2028. Telenet will act as an agent over the construction of future towers on the build-to-suit sites.

**LIBERTY GLOBAL LTD.**  
**Notes to Consolidated Financial Statements — (Continued)**  
**December 31, 2024, 2023 and 2022**

**(7) Investments**

The details of our investments are set forth below:

<u>Accounting Method</u>	December 31,		Ownership (a) %
	2024	2023	
	in millions		
<b>Equity (b):</b>			
Long-term:			
VMO2 JV	\$ 6,501.4	\$ 7,248.5	50.0
VodafoneZiggo JV (c)	1,738.4	2,055.4	50.0
AE Group Sàrl ( <b>AtlasEdge JV</b> ) (d)	339.5	250.8	48.6
Nexfibre Networks Limited ( <b>nexfibre JV</b> ) (e)	93.4	55.9	24.9
Formula E (f)	—	99.1	—
All3Media Group ( <b>All3Media</b> ) (g)	—	144.2	—
Other	107.6	91.5	
Total — equity	8,780.3	9,945.4	
<b>Fair value:</b>			
Short-term:			
Separately-managed accounts ( <b>SMA</b> s) (h)	335.6	1,990.5	
Long-term:			
Vodafone - subject to re-use rights (i)	1,141.5	1,168.1	5.2
EdgeConneX, Inc. ( <b>EdgeConneX</b> )	414.5	318.3	4.5
ITV plc ( <b>ITV</b> )	351.4	321.9	10.1
Televisa Univision, Inc. ( <b>Televisa Univision</b> )	314.8	388.3	6.4
SMA (h)	97.5	285.6	
Plume Design, Inc. ( <b>Plume</b> ) (j)	73.0	168.4	10.3
CANAL+ Polska S.A. ( <b>CANAL+ Polska</b> )	72.5	76.4	17.0
Lions Gate Entertainment Corp. ( <b>Lionsgate</b> )	53.4	69.6	2.8
Aviatrix Systems, Inc. ( <b>Aviatrix</b> )	31.0	55.5	4.3
Pax8, Inc. ( <b>Pax8</b> ) (k)	—	100.3	—
Lacework, Inc. ( <b>Lacework</b> ) (l)	—	94.2	—
Other	358.1	343.8	
Total — fair value	3,243.3	5,380.9	
Total investments (m)	\$ 12,023.6	\$ 15,326.3	
Short-term investments	\$ 335.6	\$ 1,990.5	
Long-term investments	\$ 11,688.0	\$ 13,335.8	

(a) Represents our economic ownership based on total shares owned as a percentage of total shares outstanding as of the most recent balance sheet date or the most recent publicly-available information.

(b) Our equity method investments are originally recorded at cost and are adjusted to recognize our share of net earnings or losses of the affiliates as they occur rather than as dividend distributions are received, with our recognition of losses generally limited to the extent of our investment in, and loans and commitments to, the investee. Accordingly, the carrying values of our equity method investments may not equal the respective fair values. At December 31, 2024 and 2023, the aggregate carrying amounts of our equity method investments exceeded our proportionate share of the

**LIBERTY GLOBAL LTD.**  
**Notes to Consolidated Financial Statements — (Continued)**  
**December 31, 2024, 2023 and 2022**

respective investee's net assets by \$901.2 million and \$1,202.6 million, respectively, which primarily includes amounts associated with the VodafoneZiggo JV Receivables, as defined below, and for December 31, 2023, amounts we were owed under long-term notes receivable from All3Media.

- (c) Amounts include certain notes receivable due from a subsidiary of the VodafoneZiggo JV to a subsidiary of Liberty Global, comprising (i) a €700.0 million note receivable (\$724.4 million and \$774.5 million equivalent at December 31, 2024 and 2023, respectively) (the **VodafoneZiggo JV Receivable I**) and (ii) a €207.9 million note receivable (\$215.1 million and \$230.0 million equivalent at December 31, 2024 and 2023, respectively) (the **VodafoneZiggo JV Receivable II** and, together with the VodafoneZiggo JV Receivable I, the **VodafoneZiggo JV Receivables**). The VodafoneZiggo JV Receivables bear interest at a rate of 5.55% and have a final maturity date of December 31, 2030. During 2024, interest accrued on the VodafoneZiggo JV Receivables was €53.5 million (\$55.4 million), all of which has been cash settled.
- (d) Liberty Global owns a 50% noncontrolling voting interest in the AtlasEdge JV.
- (e) Liberty Global owns a 25% noncontrolling voting interest in the nexfibre JV.
- (f) As a result of the Formula E Acquisition, our ownership increased to 65.6% and we began consolidating Formula E's results from the Formula E Acquisition Date. For additional information regarding the Formula E Acquisition, see note 5.
- (g) On May 16, 2024, Liberty Global, together with joint owner Warner Bros. Discovery, completed the sale of All3Media to RedBird IMI. We received £330.8 million (\$419.3 million at the transaction date) of total cash in connection with the sale, including the repayment of the principal and accrued interest associated with long-term notes receivable from All3Media. We recognized a gain on the sale of All3Media of £212.3 million (\$242.9 million at the transaction date).
- (h) Represents investments held under SMAs, which are maintained by investment managers acting as agents on our behalf. We classify, measure and report these investments, the composition of which may change from time to time, based on the underlying nature and characteristics of each security held under the SMAs. With the exception of our SMA in a leveraged structured note, all of our investments held under SMAs were classified as available-for-sale debt securities as of December 31, 2024. Our SMA held in a leveraged structured note is accounted for at fair value and the associated gains or losses are included in realized and unrealized losses due to changes in fair values of certain investments, net, in our consolidated statements of operations. At December 31, 2024 and 2023, interest accrued on our debt securities, which is included in other current assets on our consolidated balance sheets, was \$7.2 million and \$34.6 million, respectively.
- (i) In connection with our investment in Vodafone, we entered into a share collar (the **Vodafone Collar**) with respect to the Vodafone shares held by our company. The aggregate purchase price paid to acquire our investment in Vodafone was partially financed through borrowings under a secured borrowing agreement (the **Vodafone Collar Loan**) collateralized by the Vodafone shares. Under the terms of the Vodafone Collar, the counterparty has the right to re-use pledged Vodafone shares. At December 31, 2024 and 2023, the net fair value of our investment in Vodafone was \$89.3 million and \$115.5 million, respectively.
- (j) Our investment in Plume includes warrants with a fair value of \$24.5 million and \$61.3 million at December 31, 2024 and 2023, respectively.
- (k) We completed the sale of our investment in Pax8 during the fourth quarter of 2024.
- (l) We completed the sale of our investment in Lacework during the third quarter of 2024.
- (m) The purchase and sale of investments are presented on a gross basis in our consolidated statements of cash flows, including amounts associated with SMAs.

**LIBERTY GLOBAL LTD.**  
**Notes to Consolidated Financial Statements — (Continued)**  
**December 31, 2024, 2023 and 2022**

**Equity Method Investments**

The following table sets forth the details of our share of results of affiliates, net:

	Year ended December 31,		
	2024	2023	2022
	in millions		
VodafoneZiggo JV (a)	\$ (69.3)	\$ (196.7)	\$ 241.2
AtlasEdge JV	(40.9)	(31.1)	(23.3)
Formula E (b)	(29.1)	(19.4)	(20.2)
VMO2 JV (c)	(29.0)	(1,723.1)	(1,396.6)
All3Media (d)	(15.5)	4.0	(10.0)
Streamz B.V. (Streamz) (e)	(2.3)	(6.9)	(35.2)
nexfibre JV	(2.2)	(34.7)	25.2
Eltrona Interdiffusion S.A. (Eltrona) (f)	—	—	(34.2)
Other	(17.3)	(10.5)	(15.2)
Total	<u>\$ (205.6)</u>	<u>\$ (2,018.4)</u>	<u>\$ (1,268.3)</u>

- (a) Represents (i) our 50% share of the results of operations of the VodafoneZiggo JV and (ii) 100% of the interest income earned on the VodafoneZiggo JV Receivables.
- (b) Includes our share of results of Formula E prior to the Formula E Acquisition Date.
- (c) Represents (i) our 50% share of the results of operations of the VMO2 JV and (ii) 100% of the share-based compensation expense associated with Liberty Global awards granted to VMO2 JV employees who were formerly employees of Liberty Global prior to the VMO2 JV formation, as these awards remain our responsibility. In addition, the 2023 and 2022 amounts include charges of \$1.5 billion and \$1.8 billion, respectively, representing our 50% share of the VMO2 JV's goodwill impairments, as described below.
- (d) We completed the sale of our investment in All3Media during the second quarter of 2024.
- (e) The 2022 amount includes a charge of \$31.7 million related to a decline in fair value below the cost basis of the investment that was deemed other-than-temporary during the fourth quarter.
- (f) On January 2, 2023, we completed our acquisition of a controlling interest in Eltrona and began consolidating Eltrona's results from that date. The 2022 amount includes a charge of \$32.5 million related to a decline in fair value below the cost basis of the investment that was deemed other-than-temporary during the fourth quarter.

**VMO2 JV**

Liberty Global and Telefónica (each a "U.K. JV Shareholder") each hold 50% of the issued share capital of the VMO2 JV. The U.K. JV Shareholders intend for the VMO2 JV to be funded solely from its net cash flows from operations and third-party financing. We account for our 50% interest in the VMO2 JV as an equity method investment and consider the VMO2 JV to be a related party.

In connection with the formation of the VMO2 JV, the U.K. JV Shareholders entered into an agreement (the **U.K. JV Shareholders Agreement**) that contains customary provisions for the governance of a 50:50 joint venture and provides Liberty Global and Telefónica with joint control over decision making with respect to the VMO2 JV.

The U.K. JV Shareholders Agreement also provides (i) for a dividend distribution policy that requires the VMO2 JV to distribute all unrestricted cash to the U.K. JV Shareholders on a pro rata basis (subject to the VMO2 JV maintaining a minimum

**LIBERTY GLOBAL LTD.**  
**Notes to Consolidated Financial Statements — (Continued)**  
**December 31, 2024, 2023 and 2022**

amount of cash and complying with the terms of its financing arrangements) and (ii) that the VMO2 JV will be managed with a leverage ratio between 4.0 and 5.0 times EBITDA (as calculated pursuant to its existing financing arrangements), with the VMO2 JV undertaking periodic recapitalizations and/or refinancings accordingly. During 2024, 2023 and 2022, we received dividend distributions from the VMO2 JV aggregating \$535.7 million, \$1,242.8 million and \$932.5 million, respectively, of which \$206.4 million, \$815.2 million and \$477.9 million, respectively, were accounted for as a return of capital and \$329.3 million, \$427.6 million and \$454.6 million, respectively, were accounted for as a return on capital for purposes of our consolidated statements of cash flows.

Each U.K. JV Shareholder has the right to initiate an initial public offering (**IPO**) of the VMO2 JV after the third anniversary of the closing, with the opportunity for the other U.K. JV Shareholder to sell shares in the IPO on a pro rata basis. Subject to certain exceptions, the U.K. JV Shareholders Agreement prohibits transfers of interests in the VMO2 JV to third parties until the fifth anniversary of the closing. After the fifth anniversary, each U.K. JV Shareholder will be able to initiate a sale of all of its interest in the VMO2 JV to a third party and, under certain circumstances, initiate a sale of the entire VMO2 JV; subject, in each case, to a right of first offer in favor of the other U.K. JV Shareholder.

Pursuant to an agreement (the **U.K. JV Framework Agreement**), Liberty Global provides certain services to the VMO2 JV on a transitional or ongoing basis (collectively, the **U.K. JV Services**). Pursuant to the terms of the U.K. JV Framework Agreement, the ongoing services will be provided through 2029 depending on the type of service, while transitional services will be provided for a period of no less than 12 months, after which both parties shall be entitled to terminate based on specified notice periods. The U.K. JV Services provided by Liberty Global consist primarily of (i) technology and other services and (ii) capital-related expenditures for assets that will be used by or will otherwise benefit the VMO2 JV. Liberty Global charges both fixed and variable fees to the VMO2 JV for the U.K. JV Services it provides during the term of the U.K. JV Framework Agreement. We recorded revenue related to the U.K. JV Services of \$402.5 million, \$190.1 million and \$251.2 million during 2024, 2023 and 2022, respectively. At December 31, 2024 and 2023, \$37.5 million and \$18.6 million, respectively, was due from the VMO2 JV, primarily related to (a) the U.K. JV Services and (b) amounts incurred by Liberty Global for certain equipment and licenses purchased on behalf of the VMO2 JV. The amounts due from the VMO2 JV, which are periodically cash settled, are included in other current assets on our consolidated balance sheets.

Annually, beginning in July 2022, the VMO2 JV has entered into long-term performance incentive plans (the **VMO2 LTIPs**) for certain of its employees, dependent on the achievement of specific performance metrics over a three-year period beginning January 1st of the year of the grant. The applicable payout earned is settled in Liberty Global Class A and/or Liberty Global Class C common shares and Telefónica ordinary shares, with the settlement split equally between the U.K. JV Shareholders. Subject to forfeitures, 66.7% of each participant's payout is earned as of January 1st of the last performance year with the remainder earned on December 31st. The VMO2 LTIPs are liability classified as the final payout is a fixed monetary amount settled in a variable number of shares. At December 31, 2024, the estimated fair value of Liberty Global's share of the payout under the VMO2 LTIPs was \$40.5 million. As the VMO2 JV reimburses the U.K. JV Shareholders in cash for the value of each shareholder's payout under the VMO2 LTIPs, a receivable from the VMO2 JV equal to the fair value of our share of the VMO2 LTIPs liability is recorded on our consolidated balance sheet.

During the fourth quarters of 2023 and 2022, the VMO2 JV recorded GAAP goodwill impairments of £2.3 billion (\$2.9 billion at the applicable rate) and £3.1 billion (\$3.6 billion at the applicable rate), respectively. The impairments recorded primarily related to (i) a decline in projected cash flows resulting from the effects of the broader macroeconomic environment in the U.K., (ii) increases in the weighted average cost of capital (discount rate) under a market participant view and (iii) declines in comparable public company market valuations. Significant judgment was involved in these assessments, including (a) market participant estimates of the discount rates and (b) current earnings multiples of comparable public companies. Our 50% share of the VMO2 JV's goodwill impairment charges are reported in share of results of affiliates, net, in our consolidated statements of operations.

**LIBERTY GLOBAL LTD.**  
**Notes to Consolidated Financial Statements — (Continued)**  
**December 31, 2024, 2023 and 2022**

The summarized results of operations of the VMO2 JV are set forth below:

	Year ended December 31,		
	2024	2023	2022
in millions			
Revenue	\$ 13,649.7	\$ 13,574.1	\$ 12,857.2
Earnings (loss) before income taxes	\$ 33.1	\$ (3,728.8)	\$ (3,012.8)
Net earnings (loss)	\$ 1.7	\$ (3,438.6)	\$ (3,042.0)

The summarized financial position of the VMO2 JV is set forth below:

	December 31,	
	2024	2023
in millions		
Current assets	\$ 5,404.0	\$ 5,237.8
Long-term assets	41,247.5	42,801.6
Total assets	\$ 46,651.5	\$ 48,039.4
Current liabilities	\$ 9,983.1	\$ 9,465.8
Long-term liabilities	23,610.0	24,075.9
Owners' equity	13,058.4	14,497.7
Total liabilities and owners' equity	\$ 46,651.5	\$ 48,039.4

*VodafoneZiggo JV*

Liberty Global and Vodafone (each a “**NL JV Shareholder**”) each hold 50% of the issued share capital of the VodafoneZiggo JV. The NL JV Shareholders intend for the VodafoneZiggo JV to be funded primarily from its net cash flows from operations and third-party financing. We account for our 50% interest in the VodafoneZiggo JV as an equity method investment and consider the VodafoneZiggo JV to be a related party.

In connection with the formation of the VodafoneZiggo JV, the NL JV Shareholders entered into an agreement (the **NL Shareholders Agreement**) that contains customary provisions for the governance of a 50:50 joint venture and provides Liberty Global and Vodafone with joint control over decision making with respect to the VodafoneZiggo JV.

The NL Shareholders Agreement also provides (i) for a dividend distribution policy that requires the VodafoneZiggo JV to distribute all unrestricted cash to the NL JV Shareholders every two months (subject to the VodafoneZiggo JV maintaining a minimum amount of cash and complying with the terms of its financing arrangements) and (ii) that the VodafoneZiggo JV will be managed with a leverage ratio of between 4.5 and 5.0 times EBITDA (as calculated pursuant to its existing financing arrangements), with the VodafoneZiggo JV undertaking periodic recapitalizations and/or refinancings accordingly. During 2024, 2023 and 2022, we received dividend distributions from the VodafoneZiggo JV of \$65.0 million, \$110.2 million and \$266.6 million, respectively, which were accounted for as returns on capital for purposes of our consolidated statements of cash flows.

Each NL JV Shareholder has the right to initiate an IPO of the VodafoneZiggo JV, with the opportunity for the other NL JV Shareholder to sell shares in the IPO on a pro rata basis. As of January 1, 2021, each NL JV Shareholder has the right to initiate a sale of all of its interest in the VodafoneZiggo JV to a third party and, under certain circumstances, initiate a sale of the entire VodafoneZiggo JV, subject, in each case, to a right of first offer in favor of the other NL JV Shareholder.

Pursuant to an agreement (the **NL JV Framework Agreement**), Liberty Global provides certain services to the VodafoneZiggo JV (collectively, the **NL JV Services**). The NL JV Services provided by Liberty Global consist primarily of (i) technology and other services and (ii) capital-related expenditures for assets that will be used by, or will otherwise benefit, the

**LIBERTY GLOBAL LTD.**  
**Notes to Consolidated Financial Statements — (Continued)**  
**December 31, 2024, 2023 and 2022**

VodafoneZiggo JV. Liberty Global charges both fixed and usage-based fees to the VodafoneZiggo JV for the NL JV Services provided during the term of the NL JV Framework Agreement. During 2024, 2023 and 2022, we recorded revenue from the VodafoneZiggo JV of \$192.4 million, \$191.9 million and \$263.9 million, respectively, primarily related to (a) the NL JV Services and (b) the sale of customer premises equipment (CPE) to the VodafoneZiggo JV at a mark-up. At December 31, 2024 and 2023, \$18.5 million and \$24.2 million, respectively, was due from the VodafoneZiggo JV related to the aforementioned transactions. The amounts due from the VodafoneZiggo JV, which are periodically cash settled, are included in other current assets on our consolidated balance sheets.

The summarized results of operations of the VodafoneZiggo JV are set forth below:

	<b>Year ended December 31,</b>		
	<b>2024</b>	<b>2023</b>	<b>2022</b>
	<b>in millions</b>		
Revenue	\$ 4,450.5	\$ 4,450.5	\$ 4,284.6
Earnings (loss) before income taxes	\$ (386.3)	\$ (614.6)	\$ 608.3
Net earnings (loss)	\$ (257.1)	\$ (510.0)	\$ 394.7

The summarized financial position of the VodafoneZiggo JV is set forth below:

	<b>December 31,</b>	
	<b>2024</b>	<b>2023</b>
	<b>in millions</b>	
Current assets	\$ 1,551.7	\$ 923.6
Long-term assets	17,074.3	18,790.5
Total assets	\$ 18,626.0	\$ 19,714.1
Current liabilities	\$ 2,566.4	\$ 2,727.5
Long-term liabilities	14,385.1	14,795.2
Owners' equity	1,674.5	2,191.4
Total liabilities and owners' equity	\$ 18,626.0	\$ 19,714.1

**LIBERTY GLOBAL LTD.**  
**Notes to Consolidated Financial Statements — (Continued)**  
**December 31, 2024, 2023 and 2022**

***Fair Value Investments***

The following table sets forth the details of our realized and unrealized losses due to changes in fair values of certain investments, net:

	Year ended December 31,		
	2024	2023	2022
	in millions		
EdgeConneX	\$ 147.6	\$ 122.3	\$ 43.4
Plume	(95.4)	(77.8)	(55.4)
Lacework (a)	(75.8)	(148.6)	(26.3)
Vodafone	57.4	(362.4)	—
Televisa Univision	(52.1)	(9.9)	23.1
ITV	46.9	(40.5)	(233.9)
SMAs	33.7	(26.4)	(49.1)
Pax8 (b)	(27.9)	1.3	79.3
Aviatrix	(24.5)	(22.7)	—
Lionsgate	(16.2)	32.9	(69.2)
Skillz Inc. ( <b>Skillz</b> ) (c)	—	—	(34.7)
TiBiT Communications, Inc. ( <b>TiBiT</b> ) (d)	—	—	26.4
Other, net	(22.1)	(24.8)	(20.6)
Total	<u>\$ (28.4)</u>	<u>\$ (556.6)</u>	<u>\$ (317.0)</u>

- (a) We completed the sale of our investment in Lacework during the third quarter of 2024.
- (b) We completed the sale of our investment in Pax8 during the fourth quarter of 2024.
- (c) We completed the sale of our investment in Skillz during the first quarter of 2023.
- (d) We completed the sale of our investment in TiBiT during the fourth quarter of 2022.

**LIBERTY GLOBAL LTD.**  
**Notes to Consolidated Financial Statements — (Continued)**  
**December 31, 2024, 2023 and 2022**

*Debt Securities*

The following tables set forth a summary of our debt securities recorded within SMAs at December 31, 2024 and 2023:

	December 31, 2024		
	Amortized cost basis	Accumulated unrealized gains	Fair value
	in millions		
Commercial paper	\$ 72.0	\$ (0.1)	\$ 71.9
Government bonds	129.4	0.4	129.8
Certificates of deposit	70.5	—	70.5
Corporate debt securities	66.4	0.2	66.6
Structured note (a)	(a)	(a)	88.0
Other debt securities	6.3	—	6.3
<b>Total debt securities</b>	<b>\$ 344.6</b>	<b>\$ 0.5</b>	<b>\$ 433.1</b>

- (a) Amount represents an investment in a leveraged structured note issued by a third party investment bank, which is accounted for at fair value and classified within Level 2 of the fair value hierarchy. For further information regarding our fair value measurements, see note 9. The return on the leveraged structured note is based on changes in the fair value of a proportionate amount of debt issued by various Liberty Global consolidated subsidiaries and affiliates (including the VMO2 JV and the VodafoneZiggo JV). The proportionate amount of debt associated with the return on the leveraged structured note may change from time to time as a result of open market purchases, privately negotiated transactions, tender offers, exchange offers, redemptions or prepayments, in each case, completed by Liberty Global consolidated subsidiaries and affiliates. While the structured note itself contains leverage, our at-risk investment is the estimated fair value as reported. During 2024, we invested an additional \$46.6 million and redeemed \$62.3 million of the leveraged structured note. At December 31, 2024, the proportionate amount of debt issued by Liberty Global consolidated subsidiaries and affiliates associated with the return on the leveraged structured note is summarized in the following table:

	Proportion of debt associated with the return on the leveraged structured note
Subsidiary:	
Telenet	32.10 %
Affiliate:	
VodafoneZiggo JV	33.90 %
Other (1)	34.00 %
Total	100.00 %

- (1) Other represents cash proceeds from redemptions that remain invested in the leveraged structured note at December 31, 2024.

**LIBERTY GLOBAL LTD.**  
**Notes to Consolidated Financial Statements — (Continued)**  
**December 31, 2024, 2023 and 2022**

	December 31, 2023		
	Amortized cost basis	Accumulated unrealized gains	Fair value
	in millions		
Commercial paper	\$ 1,066.5	\$ (0.1)	\$ 1,066.4
Government bonds	504.7	0.3	505.0
Certificates of deposit	373.1	0.1	373.2
Corporate debt securities	226.6	(0.1)	226.5
Structured note (a)	(a)	(a)	95.8
Other debt securities	9.2	—	9.2
<b>Total debt securities</b>	<b>\$ 2,180.1</b>	<b>\$ 0.2</b>	<b>\$ 2,276.1</b>

- (a) Amount represents an investment in a leveraged structured note issued by a third-party investment bank, which is accounted for at fair value. At December 31, 2023, the proportionate amount of debt issued by Liberty Global consolidated subsidiaries and affiliates associated with the return on the leveraged structured note is summarized in the following table:

	Proportion of debt associated with the return on the leveraged structured note
<b>Subsidiary:</b>	
Sunrise (1)	32.91 %
Telenet	28.23 %
<b>Affiliate:</b>	
VMO2 JV	31.49 %
VodafoneZiggo JV	7.37 %
<b>Total</b>	<b>100.00 %</b>

- (1) Following completion of the Spin-off, the Sunrise Entities are no longer considered subsidiaries or affiliates of Liberty Global. For additional information regarding the Spin-off, see note 6.

During 2024, 2023 and 2022, we received proceeds from the sale of debt securities of \$4.4 billion, \$6.9 billion and \$9.1 billion, respectively, a portion of which were reinvested in new debt securities held under SMAs. The sale of debt securities during 2024, 2023 and 2022 resulted in realized net losses of \$7.5 million, \$56.3 million and \$6.9 million, respectively.

The fair values of our debt securities as of December 31, 2024 by contractual maturity are shown below (in millions):

Due in one year or less	\$ 335
Due in one to five years	97
<b>Total (a)</b>	<b>\$ 433</b>

- (a) The weighted average life of our total debt securities was 0.7 years as of December 31, 2024.

**LIBERTY GLOBAL LTD.**  
**Notes to Consolidated Financial Statements — (Continued)**  
**December 31, 2024, 2023 and 2022**

Our investment portfolio is subject to various macroeconomic pressures and has experienced significant volatility, which affects both our non-public and publicly-traded investments. Changes in the fair values of these investments, including changes with respect to interest rates within our local jurisdictions, are likely to continue and could be significant.

**(8) Derivative Instruments**

In general, we enter into derivative instruments to protect against (i) increases in the interest rates on our variable-rate debt, (ii) foreign currency movements, particularly with respect to borrowings that are denominated in a currency other than the functional currency of the borrowing entity, and (iii) decreases in the market prices of certain publicly-traded securities that we own. In this regard, through our subsidiaries, we have entered into various derivative instruments to manage interest rate exposure and foreign currency exposure, primarily with respect to the U.S. dollar (\$), the euro (€) and the British pound sterling (£). Generally, we only apply hedge accounting to our derivative instruments in limited circumstances. Accordingly, changes in the fair values of most of our derivative instruments are recorded in realized and unrealized gains or losses on derivative instruments, net, in our consolidated statements of operations.

The following table provides details of the fair values of our derivative instrument assets and liabilities:

	December 31, 2024			December 31, 2023		
	Current	Long-term	Total	Current	Long-term	Total
in millions						
<b>Assets (a):</b>						
Cross-currency and interest rate derivative contracts (b)	\$ 253.8	\$ 369.4	\$ 623.2	\$ 235.3	\$ 319.6	\$ 554.9
Equity-related derivative instruments (c)	26.1	187.3	213.4	—	310.7	310.7
Foreign currency forward and option contracts	6.5	—	6.5	0.1	0.6	0.7
Other	0.6	0.2	0.8	0.2	—	0.2
Total	<u>\$ 287.0</u>	<u>\$ 556.9</u>	<u>\$ 843.9</u>	<u>\$ 235.6</u>	<u>\$ 630.9</u>	<u>\$ 866.5</u>
<b>Liabilities (a):</b>						
Cross-currency and interest rate derivative contracts (b)	\$ 144.6	\$ 38.5	\$ 183.1	\$ 163.0	\$ 48.7	\$ 211.7
Equity-related derivative instruments (c)	—	—	—	47.4	—	47.4
Foreign currency forward and option contracts	3.3	—	3.3	2.3	4.5	6.8
Total	<u>\$ 147.9</u>	<u>\$ 38.5</u>	<u>\$ 186.4</u>	<u>\$ 212.7</u>	<u>\$ 53.2</u>	<u>\$ 265.9</u>

- (a) Our long-term derivative assets and long-term derivative liabilities are included in other assets, net, and other long-term liabilities, respectively, on our consolidated balance sheets.
- (b) We consider credit risk relating to our and our counterparties' nonperformance in the fair value assessment of our derivative instruments. In all cases, the adjustments take into account offsetting liability or asset positions within each of our subsidiary borrowing groups (as defined and described in note 11). The changes in the credit risk valuation adjustments associated with our cross-currency and interest rate derivative contracts resulted in net gains (losses) of (\$7.7 million), \$8.4 million and (\$33.8 million) during 2024, 2023 and 2022, respectively. These amounts are included in realized and unrealized gains on derivative instruments, net, in our consolidated statements of operations. For further information regarding our fair value measurements, see note 9.
- (c) Our equity-related derivative instruments include the Vodafone Collar. The fair value of the Vodafone Collar does not include credit risk valuation adjustments as we assume that any losses incurred by our company in the event of

**LIBERTY GLOBAL LTD.**  
**Notes to Consolidated Financial Statements — (Continued)**  
**December 31, 2024, 2023 and 2022**

nonperformance by the respective counterparty would be, subject to relevant insolvency laws, fully offset against amounts we owe to such counterparty pursuant to the related secured borrowing arrangements.

The details of our realized and unrealized gains on derivative instruments, net, are as follows:

	Year ended December 31,		
	2024	2023	2022
	in millions		
Cross-currency and interest rate derivative contracts	\$ 323.7	\$ (186.2)	\$ 851.1
Equity-related derivative instruments	(38.6)	258.5	—
Foreign currency forward and option contracts	30.0	6.1	3.9
Other	0.1	(0.1)	(0.6)
Total	<u>\$ 315.2</u>	<u>\$ 78.3</u>	<u>\$ 854.4</u>

The net cash received or paid related to our derivative instruments is classified as an operating, investing or financing activity in our consolidated statements of cash flows based on the objective of the derivative instrument and the classification of the applicable underlying cash flows. The following table sets forth the classification of the net cash inflows of our derivative instruments:

	Year ended December 31,		
	2024	2023	2022
	in millions		
Operating activities	\$ 221.0	\$ 202.7	\$ 33.7
Investing activities	6.3	2.1	2.6
Financing activities	5.7	2.6	—
Total	<u>\$ 233.0</u>	<u>\$ 207.4</u>	<u>\$ 36.3</u>

**Counterparty Credit Risk**

We are exposed to the risk that the counterparties to the derivative instruments of our subsidiary borrowing groups will default on their obligations to us. We manage these credit risks through the evaluation and monitoring of the creditworthiness of, and concentration of risk with, the respective counterparties. In this regard, credit risk associated with our derivative instruments is spread across a relatively broad counterparty base of banks and financial institutions, however notwithstanding, given the size of our derivative portfolio, the default of certain counterparties could have a significant impact on our consolidated statements of operations. Collateral is generally not posted by either party under our derivative instruments. At December 31, 2024, our exposure to counterparty credit risk included derivative assets with an aggregate fair value of \$442.4 million.

Each of our subsidiary borrowing groups have entered into derivative instruments under master agreements with each counterparty that contain master netting arrangements that are applicable in the event of early termination by either party to such derivative instrument. The master netting arrangements are limited to the derivative instruments governed by the relevant master agreement within each individual borrowing group and are independent of similar arrangements of our other subsidiary borrowing groups.

Under our derivative contracts, it is generally only the non-defaulting party that has a contractual option to exercise early termination rights upon the default of the other counterparty and to set off other liabilities against sums due upon such termination. However, in an insolvency of a derivative counterparty, under the laws of certain jurisdictions, the defaulting counterparty or its insolvency representatives may be able to compel the termination of one or more derivative contracts and trigger early termination payment liabilities payable by us, reflecting any mark-to-market value of the contracts for the counterparty. Alternatively, or in addition, the insolvency laws of certain jurisdictions may require the mandatory set off of amounts due under such derivative contracts against present and future liabilities owed to us under other contracts between us

**LIBERTY GLOBAL LTD.**  
**Notes to Consolidated Financial Statements — (Continued)**  
**December 31, 2024, 2023 and 2022**

and the relevant counterparty. Accordingly, it is possible that we may be subject to obligations to make payments, or may have present or future liabilities owed to us partially or fully discharged by set off as a result of such obligations, in the event of the insolvency of a derivative counterparty, even though it is the counterparty that is in default and not us. To the extent that we are required to make such payments, our ability to do so will depend on our liquidity and capital resources at the time. In an insolvency of a defaulting counterparty, we will be an unsecured creditor in respect of any amount owed to us by the defaulting counterparty, except to the extent of the value of any collateral we have obtained from that counterparty.

In addition, where a counterparty is in financial difficulty, under the laws of certain jurisdictions, the relevant regulators may be able to (i) compel the termination of one or more derivative instruments, determine the settlement amount and/or compel, without any payment, the partial or full discharge of liabilities arising from such early termination that are payable by the relevant counterparty, or (ii) transfer the derivative instruments to an alternative counterparty.

**Details of our Derivative Instruments**

*Cross-currency Swap Contracts*

We generally match the denomination of our subsidiaries' borrowings with the functional currency of the supporting operations or, when it is more cost effective, we provide for an economic hedge against foreign currency exchange rate movements by using derivative instruments to synthetically convert unmatched debt into the applicable underlying currency. At December 31, 2024, substantially all of our debt was either directly or synthetically matched to the applicable functional currencies of the underlying operations. The following table sets forth the total notional amounts and the related weighted average remaining contractual lives of our cross-currency swap contracts at December 31, 2024:

	Notional amount due from counterparty		Notional amount due to counterparty		Weighted average remaining life
	in millions				in years
Telenet	\$	3,345.0	€	2,969.5 (a)	2.5
	€	45.2	\$	50.0 (b)	0.1

(a) Includes certain derivative instruments that are “forward-starting,” such that the initial exchange occurs at a date subsequent to December 31, 2024. These instruments are typically entered into in order to extend existing hedges without the need to amend existing contracts.

(b) Includes certain derivative instruments that do not involve the exchange of notional amounts at the inception and maturity of the instruments. Accordingly, the only cash flows associated with these derivative instruments are coupon-related payments and receipts.

*Interest Rate Swap Contracts*

The following table sets forth the total U.S. dollar equivalents of the notional amounts and the related weighted average remaining contractual lives of our interest rate swap contracts at December 31, 2024:

	Pays fixed rate		Receives fixed rate			
	Notional amount	Weighted average remaining life	Notional amount	Weighted average remaining life		
	in millions		in millions			
	in years		in years			
Telenet	\$	3,499.2 (a)	3.4	\$	279.4	0.1

(a) Includes forward-starting derivative instruments.

**LIBERTY GLOBAL LTD.**  
**Notes to Consolidated Financial Statements — (Continued)**  
**December 31, 2024, 2023 and 2022**

***Interest Rate Swap Options***

We have entered into various interest rate swap options (**swaptions**), which give either us or the bank the right, but not the obligation, to enter into certain interest rate swap contracts at set dates in the future, with each such contract having a life of no more than five years. At the transaction date, where we have bought the swaption, the strike rate of the contract was above the corresponding market rate. Where the bank has bought the swaption, the strike rate was below the corresponding market rate. The following table sets forth certain information regarding our swaptions at December 31, 2024:

	<u>Notional amount</u> in millions	<u>Underlying swap currency</u>	<u>Weighted average option expiration period (a)</u> in years	<u>Weighted average strike rate (b)</u>
Telenet:				
Buy position	\$ 1,448.9	€	1.2	3.0%
Sell position	\$ 1,448.9	€	1.2	1.4%

(a) Represents the weighted average period until the date on which we have the option to enter into the interest rate swap contracts.

(b) Represents the weighted average interest rate that we would pay if either we or our counterparties exercised our respective options to enter into the interest rate swap contracts.

***Basis Swaps***

Our basis swaps involve the exchange of attributes used to calculate our floating interest rates, including (i) the benchmark rate, (ii) the underlying currency and/or (iii) the borrowing period. We typically enter into these swaps to optimize our interest rate profile based on our current evaluations of yield curves, our risk management policies and other factors. The following table sets forth the total U.S. dollar equivalents of the notional amounts and related weighted average remaining contractual lives of our basis swap contracts at December 31, 2024:

	<u>Notional amount due from counterparty</u> in millions	<u>Weighted average remaining life</u> in years
Telenet	\$ 3,443.7	0.4
VM Ireland	\$ 931.4	—

***Interest Rate Caps, Floors and Collars***

From time to time, we enter into interest rate cap, floor and collar agreements. Purchased interest rate caps and collars lock in a maximum interest rate if variable rates rise, but also allow our company to benefit, to a limited extent in the case of collars, from declines in market rates. Purchased interest rate floors protect us from interest rates falling below a certain level, generally to match a floating rate floor on a debt instrument. At December 31, 2024, we had no interest rate collar agreements, and the total U.S. dollar equivalents of the notional amounts of our purchased interest rate caps and floors were \$0.9 billion and \$1.1 billion, respectively.

**LIBERTY GLOBAL LTD.**  
**Notes to Consolidated Financial Statements — (Continued)**  
**December 31, 2024, 2023 and 2022**

***Impact of Derivative Instruments on Borrowing Costs***

The impact of the derivative instruments that mitigate our foreign currency and interest rate risk, as described above, on our borrowing costs is as follows:

	<b>Decrease to borrowing costs at December 31, 2024 (a)</b>
VM Ireland	(2.55)%
Telenet	(2.13)%
<b>Total decrease to borrowing costs</b>	<b>(2.19)%</b>

(a) Represents the effect of derivative instruments in effect at December 31, 2024 and does not include forward-starting derivative instruments or swaptions.

***Foreign Currency Forwards and Options***

Certain of our subsidiaries enter into foreign currency forward and option contracts with respect to non-functional currency exposure. As of December 31, 2024, the total U.S. dollar equivalent of the notional amounts of our foreign currency forward and option contracts was \$562.7 million.

***Equity-related Derivative Instruments***

*Vodafone Collar and Vodafone Collar Loan.* As part of the Vodafone Collar Transaction, on February 11, 2023, we entered into the Vodafone Collar with respect to all 1,335 million of our Vodafone ordinary shares. The Vodafone Collar is comprised of (i) purchase put options that we can exercise and (ii) written call options exercisable by the counterparty. The Vodafone Collar effectively hedges the value of our investment in Vodafone shares from potential losses due to market price decreases below the put option price while retaining a portion of the gains from market price increases up to the call option price. For additional information regarding our investment in Vodafone, see note 7.

The Vodafone Collar Transaction also provided us with the ability to effectively finance the purchase of the Vodafone shares. In this regard, on February 11, 2023, we borrowed €1,143.6 million (\$1,219.8 million at the transaction date) under the Vodafone Collar Loan. At December 31, 2024, borrowings under the Vodafone Collar Loan were collateralized by our Vodafone shares. The Vodafone Collar Loan has a face value of €1,258.0 million (\$1,341.8 million at the transaction date) and was issued at a discount of €114.4 million (\$122.0 million at the transaction date) with a zero coupon rate and an average implied yield of 295 basis points (2.95%). The Vodafone Collar Loan has settlement dates from July 2025 to December 2026, contains no financial covenants and provides for customary representations and warranties, events of default and certain adjustment and termination events. Under the terms of the Vodafone Collar, the counterparty has the right to re-use the pledged Vodafone shares, but we have the right to recall the shares that are re-used by the counterparty subject to certain costs. In addition, we will retain a portion of the dividends on the Vodafone shares, dependent on the value of the collar on the ex-dividend date.

**(9) Fair Value Measurements**

We use the fair value method to account for (i) certain of our investments and (ii) our derivative instruments. The reported fair values of these investments and derivative instruments as of December 31, 2024 are unlikely to represent the value that will be paid or received upon the ultimate settlement or disposition of these assets and liabilities.

GAAP provides for a fair value hierarchy that prioritizes the inputs to valuation techniques used to measure fair value into three broad levels. Level 1 inputs are quoted market prices in active markets for identical assets or liabilities that the reporting entity has the ability to access at the measurement date. Level 2 inputs are inputs other than quoted market prices included within Level 1 that are observable for the asset or liability, either directly or indirectly. Level 3 inputs are unobservable inputs

**LIBERTY GLOBAL LTD.**  
**Notes to Consolidated Financial Statements — (Continued)**  
**December 31, 2024, 2023 and 2022**

for the asset or liability. We record transfers of assets or liabilities into or out of Levels 1, 2 or 3 at the beginning of the quarter during which the transfer occurred. During 2024, no material transfers were made.

All of our Level 2 inputs (interest rate futures, swap rates and certain of the inputs for our weighted average cost of capital calculations) and certain of our Level 3 inputs (forecasted volatilities and credit spreads) are obtained from pricing services. These inputs, or interpolations or extrapolations thereof, are used in our internal models to calculate, among other items, yield curves, forward interest and currency rates and weighted average cost of capital rates. In the normal course of business, we receive market value assessments from the counterparties to our derivative contracts. Although we compare these assessments to our internal valuations and investigate unexpected differences, we do not otherwise rely on counterparty quotes to determine the fair values of our derivative instruments. The midpoints of applicable bid and ask ranges generally are used as inputs for our internal valuations.

For our investments in publicly-traded companies, the recurring fair value measurements are based on the quoted closing price of the respective shares at each reporting date. Accordingly, the valuations of these investments fall under Level 1 of the fair value hierarchy. Our other investments that we account for at fair value are privately-held companies, and therefore, quoted market prices are unavailable. For such investments, we generally apply a measurement alternative to record these investments at cost less impairment, adjusted for observable price changes in orderly transactions. For those privately-held investments for which we do not apply the measurement alternative, we apply a combination of an income approach (discounted cash flow model based on forecasts) and a market approach (transactions with new third-party investors or market multiples of similar businesses). With the exception of certain inputs for our weighted average cost of capital calculations that are derived from pricing services, the inputs used to value these investments are based on unobservable inputs derived from our assumptions. Therefore, the valuation of our privately-held investments falls under Level 3 of the fair value hierarchy. Any reasonably foreseeable changes in assumed levels of unobservable inputs for the valuations of our Level 3 investments would not be expected to have a material impact on our financial position or results of operations.

The recurring fair value measurements of our equity-related derivative instruments are based on standard option pricing models, which require the input of observable and unobservable variables such as exchange-traded equity prices, risk-free interest rates, dividend forecasts and forecasted volatilities of the underlying equity securities. The valuations of our equity-related derivative instruments are based on a combination of Level 1 inputs (exchange-traded equity prices), Level 2 inputs (interest rate futures and swap rates) and Level 3 inputs (forecasted volatilities). As changes in volatilities could have a significant impact on the overall valuations over the terms of the derivative instruments, we have determined that these valuations fall under Level 3 of the fair value hierarchy. For the December 31, 2024 valuation of the Vodafone Collar, we used estimated volatilities based predominantly on market observations.

In order to manage our interest rate and foreign currency exchange risk, we have entered into various derivative instruments, as further described in note 8. The recurring fair value measurements of these instruments are determined using discounted cash flow models. Most of the inputs to these discounted cash flow models consist of, or are derived from, observable Level 2 data for substantially the full term of these instruments. This observable data mostly includes currency rates, interest rate futures and swap rates, which are retrieved or derived from available market data. Although we may extrapolate or interpolate this data, we do not otherwise alter this data in performing our valuations. We classify deal-contingent hedges under Level 3 of the fair value hierarchy, as we adjust the valuations to reflect an internal judgement of the probability of the completion of the deal, which is unobservable. We use a Monte Carlo based approach to incorporate a credit risk valuation adjustment in our fair value measurements to estimate the impact of both our own nonperformance risk and the nonperformance risk of our counterparties. The inputs used for our credit risk valuations, including our and our counterparties' credit spreads, represent our most significant Level 3 inputs, and these inputs are used to derive the credit risk valuation adjustments with respect to these instruments. As we would not expect these parameters to have a significant impact on the valuations of these instruments, we have determined that these valuations fall under Level 2 of the fair value hierarchy. Our credit risk valuation adjustments with respect to our cross-currency and interest rate swap contracts are quantified and further explained in note 8.

Fair value measurements are also used for nonrecurring valuations performed in connection with acquisition accounting and impairment assessments. These nonrecurring valuations include the valuation of reporting units, customer relationships and other intangible assets, property and equipment and the implied value of goodwill. The valuation of reporting units is based on an income-based approach (discounted cash flows) using assumptions in our long-range business plans or a market-based approach (current multiples of comparable public companies and guideline transactions) and, in some cases, a combination of an income-based approach and a market-based approach. With the exception of certain inputs for our weighted average cost of

**LIBERTY GLOBAL LTD.**  
**Notes to Consolidated Financial Statements — (Continued)**  
**December 31, 2024, 2023 and 2022**

capital and discount rate calculations that are derived from pricing services, the inputs used in our discounted cash flow analyses, such as forecasts of future cash flows, including inputs with respect to revenue growth and Adjusted EBITDA margin (as defined in note 19), and terminal growth rates, are based on our assumptions. The valuation of customer relationships is primarily based on an excess earnings methodology, which is a form of a discounted cash flow analysis. The excess earnings methodology requires us to estimate the specific cash flows expected from the customer relationship, considering such factors as estimated customer life, the revenue expected to be generated over the life of the customer relationship, contributory asset charges and other factors. Tangible assets are typically valued using a replacement or reproduction cost approach, considering factors such as current prices of the same or similar equipment, the age of the equipment and economic obsolescence. The implied value of goodwill is determined by allocating the fair value of a reporting unit to all of the assets and liabilities of that unit as if the reporting unit had been acquired in a business combination, with the residual amount allocated to goodwill. Most of our nonrecurring valuations use significant unobservable inputs and therefore fall under Level 3 of the fair value hierarchy. During 2024, we performed a nonrecurring valuation associated with the Formula E Acquisition, using a weighted average cost of capital of 10.0%. During 2023, we performed a nonrecurring valuation in association with the Telenet Wyre Transaction. The tangible asset value of the cable infrastructure contributed by Fluvius was based on the depreciated replacement cost method with a range of estimated useful lives up to 19 years.

A summary of our assets and liabilities that are measured at fair value on a recurring basis is as follows:

<u>Description</u>	<b>Fair value measurements at December 31, 2024 using:</b>			
	<b>December 31, 2024</b>	<b>Quoted prices in active markets for identical assets (Level 1)</b>	<b>Significant other observable inputs (Level 2)</b>	<b>Significant unobservable inputs (Level 3)</b>
	in millions			
<b>Assets:</b>				
Derivative instruments:				
Cross-currency and interest rate derivative contracts	\$ 623.2	\$ —	\$ 623.2	\$ —
Equity-related derivative instruments	213.4	—	—	213.4
Foreign currency forward and option contracts	6.5	—	6.5	—
Other	0.8	—	0.8	—
Total derivative instruments	843.9	—	630.5	213.4
Investments:				
SMA	433.1	127.0	306.1	—
Other investments	2,810.2	1,546.3	0.1	1,263.8
Total investments	3,243.3	1,673.3	306.2	1,263.8
Total assets	\$ 4,087.2	\$ 1,673.3	\$ 936.7	\$ 1,477.2
<b>Liabilities:</b>				
Derivative instruments:				
Cross-currency and interest rate derivative contracts	\$ 183.1	\$ —	\$ 183.1	\$ —
Foreign currency forward and option contracts	3.3	—	3.3	—
Total liabilities	\$ 186.4	\$ —	\$ 186.4	\$ —

**LIBERTY GLOBAL LTD.**  
**Notes to Consolidated Financial Statements — (Continued)**  
**December 31, 2024, 2023 and 2022**

<u>Description</u>	Fair value measurements at December 31, 2023 using:			
	December 31, 2023	Quoted prices in active markets for identical assets (Level 1)	Significant other observable inputs (Level 2)	Significant unobservable inputs (Level 3)
in millions				
<b>Assets:</b>				
Derivative instruments:				
Cross-currency and interest rate derivative contracts	\$ 554.9	\$ —	\$ 554.9	\$ —
Equity-related derivative instruments	310.7	—	—	310.7
Foreign currency forward and option contracts	0.7	—	0.7	—
Other	0.2	—	0.2	—
Total derivative instruments	866.5	—	555.8	310.7
Investments:				
SMAs	2,276.1	483.7	1,792.4	—
Other investments	3,104.8	1,559.7	0.1	1,545.0
Total investments	5,380.9	2,043.4	1,792.5	1,545.0
Total assets	\$ 6,247.4	\$ 2,043.4	\$ 2,348.3	\$ 1,855.7
<b>Liabilities:</b>				
Derivative instruments:				
Cross-currency and interest rate derivative contracts	\$ 211.7	\$ —	\$ 211.7	\$ —
Equity-related derivative instruments	47.4	—	—	47.4
Foreign currency forward and option contracts	6.8	—	6.8	—
Total liabilities	\$ 265.9	\$ —	\$ 218.5	\$ 47.4

**LIBERTY GLOBAL LTD.**  
**Notes to Consolidated Financial Statements — (Continued)**  
**December 31, 2024, 2023 and 2022**

A reconciliation of the beginning and ending balances of our assets and liabilities measured at fair value on a recurring basis using significant unobservable, or Level 3, inputs is as follows:

	Investments	Equity-related derivative instruments in millions	Total
Balance of net assets at January 1, 2024	\$ 1,545.0	\$ 263.3	\$ 1,808.3
Losses included in earnings from continuing operations (a):			
Realized and unrealized losses on derivative instruments, net	—	(38.6)	(38.6)
Realized and unrealized losses due to changes in fair values of certain investments, net	(150.1)	—	(150.1)
Additions	24.1	—	24.1
Dispositions	(92.8)	—	(92.8)
Foreign currency translation adjustments and other, net	(62.4)	(11.3)	(73.7)
Balance of net assets at December 31, 2024 (b)	<u>\$ 1,263.8</u>	<u>\$ 213.4</u>	<u>\$ 1,477.2</u>

(a) With the exception of a \$75.8 million loss related to the sale of our investment in Lacework and a \$27.9 million loss related to the sale of our investment in Pax8, amounts primarily relate to assets and liabilities that we continue to carry on our consolidated balance sheet as of December 31, 2024.

(b) As of December 31, 2024, \$358.0 million of our Level 3 investments were accounted for under the measurement alternative at cost less impairment, adjusted for observable price changes.

**(10) Long-lived Assets**

***Property and Equipment, Net***

The details of our property and equipment and the related accumulated depreciation are set forth below:

	Estimated useful life at December 31, 2024	December 31,	
		2024	2023
in millions			
Distribution systems	3 to 30 years	\$ 5,702.7	\$ 5,423.8
Support equipment, buildings and land	3 to 33 years	2,518.0	2,519.7
Customer premises equipment	4 to 7 years	843.1	904.7
Total property and equipment, gross		9,063.8	8,848.2
Accumulated depreciation		(4,737.8)	(4,494.3)
Total property and equipment, net		<u>\$ 4,326.0</u>	<u>\$ 4,353.9</u>

Depreciation expense related to our property and equipment was \$926.2 million, \$1,165.0 million and \$1,038.6 million during 2024, 2023 and 2022, respectively.

During 2024, 2023 and 2022, we recorded non-cash increases to our property and equipment related to vendor financing arrangements of \$76.8 million, \$96.3 million and \$72.2 million, respectively, which exclude related VAT of \$10.0 million, \$13.5 million and \$8.0 million, respectively, that were also financed under these arrangements.

**LIBERTY GLOBAL LTD.**  
**Notes to Consolidated Financial Statements — (Continued)**  
**December 31, 2024, 2023 and 2022**

**Goodwill**

Changes in the carrying amount of our goodwill during 2024 are set forth below:

	January 1, 2024	Acquisitions and related adjustments	Foreign currency translation adjustments and other	December 31, 2024
in millions				
Telenet (a)	\$ 2,976.9	\$ (135.0)	\$ (185.5)	\$ 2,656.4
VM Ireland	268.1	—	(17.3)	250.8
Other (b)	63.3	198.7	(16.6)	245.4
Total	<u>\$ 3,308.3</u>	<u>\$ 63.7</u>	<u>\$ (219.4)</u>	<u>\$ 3,152.6</u>

- (a) In connection with the final purchase price allocation for the Telenet Wyre Transaction, we recorded a net reduction to goodwill of €126.8 million (\$138.4 million at the applicable rate) in June 2024, with corresponding increases to certain network-related and other intangible assets. As a result, the final goodwill balance associated with the Telenet Wyre Transaction is €389.4 million (\$425.2 million at the applicable rate).
- (b) Includes amounts associated with our Liberty Growth strategic platform (as defined in note 19). In connection with the Formula E Acquisition, we recorded a net increase of \$198.7 million to goodwill.

If, among other factors the adverse impacts of economic, competitive, regulatory or other factors were to cause our results of operations or cash flows to be worse than anticipated, we could conclude in future periods that impairment charges are required in order to reduce the carrying values of our goodwill and, to a lesser extent, other long-lived assets. Any such impairment charges could be significant.

Changes in the carrying amount of our goodwill during 2023 are set forth below:

	January 1, 2023	Acquisitions and related adjustments	Foreign currency translation adjustments and other	December 31, 2023
in millions				
Telenet	\$ 2,480.2	\$ 555.1	\$ (58.4)	\$ 2,976.9
VM Ireland	259.5	—	8.6	268.1
Other	61.3	—	2.0	63.3
Total	<u>\$ 2,801.0</u>	<u>\$ 555.1</u>	<u>\$ (47.8)</u>	<u>\$ 3,308.3</u>

**LIBERTY GLOBAL LTD.**  
**Notes to Consolidated Financial Statements — (Continued)**  
**December 31, 2024, 2023 and 2022**

**Intangible Assets Subject to Amortization, Net**

The details of our intangible assets subject to amortization are set forth below:

	Estimated useful life at December 31, 2024	December 31, 2024			December 31, 2023		
		Gross carrying amount	Accumulated amortization	Net carrying amount	Gross carrying amount	Accumulated amortization	Net carrying amount
in millions							
Licenses (a)	11 to 35 years	\$ 1,393.9	\$ (332.7)	\$ 1,061.2	\$ 869.7	\$ (308.8)	\$ 560.9
Customer relationships	5 to 14 years	255.4	(161.0)	94.4	200.7	(160.4)	40.3
Other	2 to 15 years	265.5	(130.7)	134.8	191.5	(119.1)	72.4
Total		<u>\$ 1,914.8</u>	<u>\$ (624.4)</u>	<u>\$ 1,290.4</u>	<u>\$ 1,261.9</u>	<u>\$ (588.3)</u>	<u>\$ 673.6</u>

(a) Primarily includes amounts related to (i) certain mobile spectrum licenses and (ii) a licensing agreement with the FIA, as described in note 5.

Amortization expense related to intangible assets with finite useful lives was \$75.8 million, \$51.4 million and \$55.0 million during 2024, 2023 and 2022, respectively. Based on our amortizable intangible asset balance at December 31, 2024, we expect that amortization expense will be as follows for the next five years and thereafter (in millions):

2025	\$ 78.6
2026	77.5
2027	71.5
2028	68.0
2029	68.0
Thereafter	926.8
Total	<u>\$ 1,290.4</u>

**(11) Debt**

The U.S. dollar equivalents of the components of our debt are as follows:

	December 31, 2024					
	Weighted average interest rate (a)	Unused borrowing capacity (b)		Principal amount		
		Borrowing currency	U.S. \$ equivalent	December 31,		
in millions						
				2024	2023	
Telenet Credit Facility (c)	5.96 %	€ 615.0	\$ 636.5	\$ 4,364.8	\$ 4,507.9	
Telenet Senior Secured Notes	4.78 %	—	—	1,558.8	1,597.6	
VM Ireland Credit Facility (d)	6.42 %	€ 88.9	92.0	931.4	995.8	
Vodafone Collar Loan (e)	2.95 %	—	—	1,301.9	1,391.9	
Vendor financing (f)	5.36 %	—	—	355.9	399.1	
Other (g)	5.03 %	—	—	632.2	478.3	
Total debt before deferred financing costs, discounts and premiums (h)	<u>5.29 %</u>		<u>\$ 728.5</u>	<u>\$ 9,145.0</u>	<u>\$ 9,370.6</u>	

**LIBERTY GLOBAL LTD.**  
**Notes to Consolidated Financial Statements — (Continued)**  
**December 31, 2024, 2023 and 2022**

The following table provides a reconciliation of total debt before deferred financing costs, discounts and premiums to total debt and finance lease obligations:

	December 31,	
	2024	2023
in millions		
Total debt before deferred financing costs, discounts and premiums	\$ 9,145.0	\$ 9,370.6
Deferred financing costs, discounts and premiums, net	(78.1)	(128.0)
Total carrying amount of debt	9,066.9	9,242.6
Finance lease obligations (note 12)	34.1	26.0
Total debt and finance lease obligations	9,101.0	9,268.6
Current portion of debt and finance lease obligations	(898.5)	(428.9)
Long-term debt and finance lease obligations	<u>\$ 8,202.5</u>	<u>\$ 8,839.7</u>

- (a) Represents the weighted average interest rate in effect at December 31, 2024 for all borrowings outstanding pursuant to each debt instrument, including any applicable margin. The interest rates presented represent stated rates and do not include the impact of derivative instruments, deferred financing costs, original issue premiums or discounts and commitment fees, all of which affect our overall cost of borrowing. Including the effects of derivative instruments, original issue premiums or discounts and commitment fees, but excluding the impact of deferred financing costs and certain other obligations that we assumed in connection with certain acquisitions, the weighted average interest rate on our aggregate variable- and fixed-rate indebtedness was 3.73% at December 31, 2024. The weighted average interest rate calculation includes principal amounts outstanding associated with all of our secured and unsecured borrowings. For information regarding our derivative instruments, see note 8.
- (b) Unused borrowing capacity represents the maximum availability under the applicable facility at December 31, 2024 without regard to covenant compliance calculations or other conditions precedent to borrowing. The following table provides our borrowing availability and amounts available to loan or distribute in accordance with the terms of the respective subsidiary facilities, (i) at December 31, 2024 and (ii) upon completion of the relevant December 31, 2024 compliance reporting requirements. These amounts do not consider any actual or potential changes to our borrowing levels or any amounts loaned or distributed subsequent to December 31, 2024, or the full impact of additional amounts that may be available to borrow, loan or distribute under certain defined baskets within each respective facility.

	Availability			
	December 31, 2024		Upon completion of the relevant December 31, 2024 compliance reporting requirements	
	Borrowing currency	U.S. \$ equivalent	Borrowing currency	U.S. \$ equivalent
in millions				
<b>Available to borrow:</b>				
Telenet Credit Facility	€ 615.0	\$ 636.5	€ 615.0	\$ 636.5
VM Ireland Credit Facility	€ 88.9	\$ 92.0	€ 88.9	\$ 92.0
<b>Available to loan or distribute:</b>				
Telenet Credit Facility	€ 615.0	\$ 636.5	€ 615.0	\$ 636.5
VM Ireland Credit Facility	€ 88.9	\$ 92.0	€ 88.9	\$ 92.0

- (c) Unused borrowing capacity under the Telenet Credit Facility comprises (i) €570.0 million (\$589.9 million) under Telenet Revolving Facility B, (ii) €25.0 million (\$25.9 million) under the Telenet Overdraft Facility and (iii) €20.0 million

**LIBERTY GLOBAL LTD.**  
**Notes to Consolidated Financial Statements — (Continued)**  
**December 31, 2024, 2023 and 2022**

(\$20.7 million) under the Telenet Revolving Facility, each of which were undrawn at December 31, 2024. In February 2024, the €30.0 million (\$31.0 million) of commitments under Telenet Revolving Facility A were cancelled in full.

- (d) Unused borrowing capacity under the VM Ireland Credit Facility relates to €88.9 million (\$92.0 million) under the VM Ireland Revolving Facility, which was undrawn at December 31, 2024. In November 2024, €11.1 million (\$11.5 million) of commitments under the VM Ireland Revolving Facility were cancelled. The VM Ireland Revolving Facility now provides for maximum borrowing capacity of €88.9 million.
- (e) For information regarding the Vodafone Collar Loan, see notes 7 and 8.
- (f) Represents amounts owed to various creditors pursuant to interest-bearing vendor financing arrangements that are used to finance certain of our property and equipment additions and operating expenses. These arrangements extend our repayment terms beyond a vendor's original due dates (e.g., extension beyond a vendor's customary payment terms, which are generally 90 days or less) and as such are classified outside of accounts payable as debt on our consolidated balance sheets. These obligations are generally due within one year and include VAT that was also financed under these arrangements. For purposes of our consolidated statements of cash flows, operating-related expenses financed by an intermediary are treated as constructive operating cash outflows and constructive financing cash inflows when the intermediary settles the liability with the vendor as there is no actual cash outflow until we pay the financing intermediary. During 2024 and 2023, the constructive cash outflow included in cash flows from operating activities and the corresponding constructive cash inflow included in cash flows from financing activities related to these operating expenses were \$372.3 million and \$346.2 million, respectively. Repayments of vendor financing obligations at the time we pay the financing intermediary are included in repayments and repurchases of debt and finance lease obligations in our consolidated statements of cash flows.
- (g) Amounts include (i) \$195.8 million at December 31, 2024 of debt collateralized by certain trade receivables of Telenet, as further described under *Financing Transactions* below, and (ii) \$390.5 million and \$430.8 million at December 31, 2024 and 2023, respectively, of liabilities related to Telenet's acquisition of mobile spectrum licenses. Telenet will make annual payments for the license fees over the terms of the respective licenses.
- (h) As of December 31, 2024 and 2023, our debt had an estimated fair value of \$9.0 billion and \$9.2 billion, respectively. The estimated fair values of our debt instruments are generally determined using the average of applicable bid and ask prices (mostly Level 1 of the fair value hierarchy). For additional information regarding fair value hierarchies, see note 9.

### **General Information**

At December 31, 2024, most of our outstanding debt had been incurred by one of our two subsidiary "borrowing groups." References to these borrowing groups, which comprise Telenet and VM Ireland, include their respective restricted parent and subsidiary entities.

*Credit Facilities.* Each of our borrowing groups has entered into one or more credit facility agreements with certain financial and other institutions. Certain of our credit facilities provide for adjustments to our borrowing rates based on the achievement, or otherwise, of certain sustainability-linked metrics. Each of these credit facilities contain certain covenants, the more notable of which are as follows:

- Our credit facilities contain certain consolidated net leverage ratios, as specified in the relevant credit facility, which are required to be complied with (i) on an incurrence basis and/or (ii) when the associated revolving credit facilities have been drawn beyond a specified percentage of the total available revolving credit commitments on a maintenance basis;
- Subject to certain customary and agreed exceptions, our credit facilities contain certain restrictions which, among other things, restrict the ability of the members of the relevant borrowing group to (i) incur or guarantee certain financial indebtedness, (ii) make certain disposals and acquisitions, (iii) create certain security interests over their assets and (iv) make certain restricted payments to their direct and/or indirect parent companies (and indirectly to Liberty Global) through dividends, loans or other distributions;

**LIBERTY GLOBAL LTD.**  
**Notes to Consolidated Financial Statements — (Continued)**  
**December 31, 2024, 2023 and 2022**

- Our credit facilities require that certain members of the relevant borrowing group guarantee the payment of all sums payable under the relevant credit facility and such group members are required to grant first-ranking security over their shares and, in certain borrowing groups, over substantially all of their assets to secure the payment of all sums payable thereunder;
- In addition to certain mandatory prepayment events, our credit facilities provide that the instructing group of lenders under the relevant credit facility, under certain circumstances, may cancel the group's commitments thereunder and declare the loan(s) thereunder due and payable after the applicable notice period following the occurrence of a change of control (as specified in the relevant credit facility);
- Our credit facilities contain certain customary events of default, the occurrence of which, subject to certain exceptions, materiality qualifications and cure rights, would allow the instructing group of lenders to (i) cancel the total commitments, (ii) declare that all or part of the loans be payable on demand and/or (iii) accelerate all outstanding loans and terminate their commitments thereunder;
- Our credit facilities require members of the relevant borrowing group to observe certain affirmative and negative undertakings and covenants, which are subject to certain materiality qualifications and other customary and agreed exceptions; and
- In addition to customary default provisions, our credit facilities generally include certain cross-default or cross-acceleration provisions with respect to other indebtedness of members of the relevant borrowing group, subject to agreed minimum thresholds and other customary and agreed exceptions.

*Senior and Senior Secured Notes.* From time to time, certain of our borrowing groups may issue senior and/or senior secured notes. In general, our senior and senior secured notes (i) are senior obligations of each respective issuer within the relevant borrowing group that rank equally with all of the existing and future senior debt of such issuer and are senior to all existing and future subordinated debt of such issuer within the relevant borrowing group, (ii) contain, in most instances, certain guarantees from other members of the relevant borrowing group (as specified in the applicable indenture) and (iii) with respect to our senior secured notes, are secured by certain pledges or liens over the shares of certain members of the relevant borrowing group and, in certain borrowing groups, over substantially all of their assets. In addition, the indentures governing our senior and senior secured notes contain certain covenants, the more notable of which are as follows:

- Our notes contain certain customary incurrence-based covenants. In addition, our notes provide that any failure to pay principal at its stated maturity (after giving effect to any applicable grace period) of, or any acceleration with respect to, other indebtedness of the issuer or certain subsidiaries over agreed minimum thresholds (as specified under the applicable indenture) is an event of default under the respective notes;
- Subject to certain customary and agreed exceptions, our notes contain certain restrictions that, among other things, restrict the ability of the members of the relevant borrowing group to (i) incur or guarantee certain financial indebtedness, (ii) make certain disposals and acquisitions, (iii) create certain security interests over their assets and (iv) make certain restricted payments to its direct and/or indirect parent companies (and indirectly to Liberty Global) through dividends, loans or other distributions;
- If the relevant issuer or certain of its subsidiaries (as specified in the applicable indenture) sell certain assets, such issuer must, subject to certain customary and agreed exceptions, offer to repurchase the applicable notes at par, or if a change of control (as specified in the applicable indenture) occurs, such issuer must offer to repurchase all of the relevant notes at a redemption price of 101%;
- Our senior secured notes contain certain early redemption provisions including the ability to, during each 12-month period commencing on the issue date for such notes until the applicable call date, redeem up to 10% of the principal amount of the notes at a redemption price equal to 103% of the principal amount of the notes to be redeemed plus accrued and unpaid interest; and
- Our notes are non-callable prior to their respective call date (as specified under the applicable indenture). At any time prior to the applicable call date, we may redeem some or all of the applicable notes by paying a "make-whole"

**LIBERTY GLOBAL LTD.**  
**Notes to Consolidated Financial Statements — (Continued)**  
**December 31, 2024, 2023 and 2022**

premium, which is the present value of all remaining scheduled interest payments to the applicable call date using the discount rate as of the redemption date plus a premium (as specified in the applicable indenture). On or after the applicable call date, we may redeem some or all of these notes at various redemption prices plus accrued interest and additional amounts (as specified in the applicable indenture), if any, to the applicable redemption date.

*SPE Notes.* From time to time, we create special purpose financing entities (**SPEs**), some of which are owned by the relevant borrowing group and some of which are owned by third parties (**Third-Party SPEs**). These SPEs are created for the primary purpose of facilitating the offering of senior secured notes, which we collectively refer to as “**SPE Notes**”.

The SPEs use the proceeds from the issuance of SPE Notes to fund term loan facilities under the credit facilities made available to their respective borrowing group, each a “**Funded Facility**” and collectively the “**Funded Facilities**.” Each SPE is dependent on payments from the relevant borrowing entity under the applicable Funded Facility in order to service its payment obligations under each respective SPE Note. Each of the Funded Facility term loans creates a variable interest in the respective Third-Party SPE for which the relevant borrowing entity is the primary beneficiary. Accordingly, such Third-Party SPEs are consolidated by the relevant parent entities, including Liberty Global. As a result, the amounts outstanding under the Funded Facilities of the SPEs owned by the relevant borrowing group and the Third-Party SPEs are eliminated in the consolidated financial statements of the respective borrowing group and Liberty Global.

Pursuant to the respective indentures for the SPE Notes (the **SPE Indentures**) and the respective accession agreements for the Funded Facilities, the call provisions, maturity dates and applicable interest rates for each Funded Facility are the same as those of the related SPE Notes. The SPEs, as lenders under the relevant Funded Facility for the relevant borrowing group, are treated the same as the other lenders under the respective credit facility, with benefits, rights and protections similar to those afforded to the other lenders. Through the covenants in the applicable SPE Indentures and the applicable security interests over the relevant SPE’s rights under the applicable Funded Facility granted to secure the relevant SPE’s obligations under the relevant SPE Notes, the holders of the SPE Notes are provided indirectly with the benefits, rights, protections and covenants granted to the SPEs as lenders under the applicable Funded Facility. The SPEs are prohibited from incurring any additional indebtedness, subject to certain exceptions under the SPE Indentures.

The SPE Notes are non-callable prior to their respective call date (as specified under the applicable SPE Indenture). If, however, at any time prior to the applicable call date, all or a portion of the loans under the related Funded Facility are voluntarily prepaid (a **SPE Early Redemption Event**), then the SPE will be required to redeem an aggregate principal amount of its respective SPE Notes equal to the aggregate principal amount of the loans prepaid under the relevant Funded Facility. In general, the redemption price payable will equal 100% of the principal amount of the applicable SPE Notes to be redeemed and a “make-whole” premium, which is the present value of all remaining scheduled interest payments to the applicable call date using the discount rate as of the redemption date plus a premium (as specified in the applicable SPE Indenture).

Upon the occurrence of a SPE Early Redemption Event on or after the applicable call date, the SPE will redeem an aggregate principal amount of its respective SPE Notes equal to the principal amount prepaid under the related Funded Facility at a redemption price (expressed as a percentage of the principal amount) plus accrued and unpaid interest and additional amounts (as specified in the applicable SPE Indenture), if any, to the applicable redemption date.

### ***Financing Transactions***

Below we provide summary descriptions of certain financing transactions completed during 2024.

#### ***Telenet***

In December 2024, Phoenix Receivables S.à r.l., a Third-Party SPE, purchased certain receivables from Telenet, funded by the issuance of certain notes. These notes are collateralized by certain trade receivables of Telenet, creating a variable interest in which Telenet is the primary beneficiary and, accordingly, Telenet, and ultimately Liberty Global, are required to consolidate the assets and liabilities of Phoenix Receivables S.à r.l related to the securitization transaction. The offering of these notes resulted in net proceeds of €189.2 million (\$195.8 million).

**LIBERTY GLOBAL LTD.**  
**Notes to Consolidated Financial Statements — (Continued)**  
**December 31, 2024, 2023 and 2022**

***Maturities of Debt***

Maturities of our debt as of December 31, 2024 are presented below for the named entity and its subsidiaries, unless otherwise noted, and represent U.S. dollar equivalents based on December 31, 2024 exchange rates.

	Telenet	VM Ireland	Other (a)	Total
	in millions			
Year ending December 31:				
2025 (b)	\$ 580.6	\$ —	\$ 308.4	\$ 889.0
2026	22.1	—	994.6	1,016.7
2027	22.1	—	—	22.1
2028	4,826.2	—	—	4,826.2
2029	1,171.2	931.4	—	2,102.6
Thereafter	288.4	—	—	288.4
Total debt maturities	6,910.6	931.4	1,303.0	9,145.0
Deferred financing costs, discounts and premiums, net	(22.8)	(4.1)	(51.2)	(78.1)
Total debt	\$ 6,887.8	\$ 927.3	\$ 1,251.8	\$ 9,066.9
Current portion	\$ 580.6	\$ —	\$ 308.4	\$ 889.0
Long-term portion	\$ 6,307.2	\$ 927.3	\$ 943.4	\$ 8,177.9

- (a) Includes \$1,301.9 million related to the Vodafone Collar Loan, which has settlement dates in 2025 and 2026 consistent with the Vodafone Collar. We may elect to use cash or the collective value of the related shares and Vodafone Collar to settle amounts under the Vodafone Collar Loan.
- (b) Amounts include vendor financing obligations of \$355.9 million, including \$354.8 million at Telenet and \$1.1 million at certain of our unrestricted subsidiaries.

***Vendor Financing Obligations***

A reconciliation of the beginning and ending balances of our vendor financing obligations for the indicated periods is set forth below:

	2024	2023
	in millions	
Balance at January 1	\$ 399.1	\$ 425.3
Operating-related vendor financing additions	372.3	346.2
Capital-related vendor financing additions	86.8	96.3
Principal payments on operating-related vendor financing	(363.7)	(376.2)
Principal payments on capital-related vendor financing	(114.0)	(119.3)
Foreign currency and other	(24.6)	26.8
Balance at December 31	\$ 355.9	\$ 399.1

**LIBERTY GLOBAL LTD.**  
**Notes to Consolidated Financial Statements — (Continued)**  
**December 31, 2024, 2023 and 2022**

**(12) Leases**

**General**

We enter into operating and finance leases for network equipment, real estate, mobile site sharing and vehicles. We provide residual value guarantees on certain of our vehicle leases.

**Lease Balances**

A summary of our ROU assets and lease liabilities is set forth below:

	December 31,	
	2024	2023
	in millions	
ROU assets:		
Operating leases (a)	\$ 710.5	\$ 712.6
Finance leases (b)	38.2	29.6
Total ROU assets	\$ 748.7	\$ 742.2
Lease liabilities:		
Operating leases (c)	\$ 753.1	\$ 749.8
Finance leases (d)	34.1	26.0
Total lease liabilities	\$ 787.2	\$ 775.8

- (a) Our operating lease ROU assets are included in other assets, net, on our consolidated balance sheets. At December 31, 2024, the weighted average remaining lease term for operating leases was 11.4 years and the weighted average discount rate was 5.4%. During 2024, 2023 and 2022, we recorded non-cash additions to our operating lease ROU assets of \$101.3 million, \$50.4 million and \$655.1 million, respectively. For additional information regarding the non-cash additions to our operating lease ROU assets during 2022 related to the Telenet Tower Lease Agreement, see note 6.
- (b) Our finance lease ROU assets are included in property and equipment, net, on our consolidated balance sheets. At December 31, 2024, the weighted average remaining lease term for finance leases was 7.8 years and the weighted average discount rate was 8.9%. During 2024, 2023 and 2022, we recorded non-cash additions to our finance lease ROU assets of \$7.4 million, \$20.9 million and \$33.8 million, respectively.
- (c) The current portions of our operating lease liabilities are included within other accrued and current liabilities on our consolidated balance sheets.
- (d) The current and long-term portions of our finance lease liabilities are included within current portion of debt and finance lease obligations and long-term debt and finance lease obligations, respectively, on our consolidated balance sheets.

**LIBERTY GLOBAL LTD.**  
**Notes to Consolidated Financial Statements — (Continued)**  
**December 31, 2024, 2023 and 2022**

A summary of our aggregate lease expense is set forth below:

	Year ended December 31,		
	2024	2023	2022
in millions			
<b>Finance lease expense:</b>			
Depreciation and amortization	\$ 4.2	\$ 30.2	\$ 59.4
Interest expense (a)	1.4	0.5	25.2
Total finance lease expense	5.6	30.7	84.6
Operating lease expense (b)	108.6	87.2	66.7
Short-term lease expense (b)	0.4	0.6	0.4
Variable lease expense (c)	1.4	1.4	1.9
Total lease expense	<u>\$ 116.0</u>	<u>\$ 119.9</u>	<u>\$ 153.6</u>

- (a) The amount for the 2023 period includes the reversal of previously recognized interest expense as a result of certain settlements of lease liabilities.
- (b) Our operating lease expense and short-term lease expense are included in programming and other direct costs of services, other operating expenses, SG&A expenses and impairment, restructuring and other operating items, net, in our consolidated statements of operations.
- (c) Variable lease expense represents payments made to a lessor during the lease term that vary because of a change in circumstance that occurred after the lease commencement date. Variable lease payments are expensed as incurred and are included in other operating expenses in our consolidated statements of operations.

A summary of our cash outflows from operating and finance leases is set forth below:

	Year ended December 31,		
	2024	2023	2022
in millions			
<b>Cash paid for amounts included in the measurement of lease liabilities:</b>			
Operating cash outflows from operating leases	\$ 87.4	\$ 92.9	\$ 50.3
Operating cash outflows from finance leases (interest component)	1.4	0.5	25.2
Financing cash outflows from finance leases (principal component)	5.6	21.0	59.0
Total cash outflows from operating and finance leases	<u>\$ 94.4</u>	<u>\$ 114.4</u>	<u>\$ 134.5</u>

**LIBERTY GLOBAL LTD.**  
**Notes to Consolidated Financial Statements — (Continued)**  
**December 31, 2024, 2023 and 2022**

Maturities of our operating and finance lease liabilities as of December 31, 2024 are presented below. Amounts represent U.S. dollar equivalents based on December 31, 2024 exchange rates:

	<u>Operating leases</u>	<u>Finance leases</u>
	in millions	
Year ending December 31:		
2025	\$ 107.5	\$ 8.9
2026	98.5	8.7
2027	87.0	7.1
2028	80.1	3.9
2029	77.5	2.7
Thereafter	572.6	12.8
Total payments	1,023.2	44.1
Less: present value discount	(270.1)	(10.0)
Present value of lease payments	\$ 753.1	\$ 34.1
Current portion	\$ 75.6	\$ 9.5
Long-term portion	\$ 677.5	\$ 24.6

**(13) Income Taxes**

Liberty Global is a Bermuda exempted company limited by shares and is not considered to be a tax resident in any other jurisdiction or country. At the present time, there is no Bermuda income or profits tax, withholding tax, capital gains tax, capital transfer tax, estate duty or inheritance tax payable by Liberty Global. On December 27, 2023, Bermuda enacted the Corporate Income Tax Act 2023 (the **CIT Act**) which provides for the taxation of the Bermuda constituent entities of certain large multi-national groups beginning on or after January 1, 2025. We do not currently anticipate that the CIT Act will have a material impact on our consolidated financial statements, although we will continue to monitor guidance as it is issued.

Our non-Bermuda subsidiaries are subject to tax in their respective jurisdictions. Our subsidiaries file income tax returns in the U.S., the U.K. and a number of other European jurisdictions. The income taxes of Liberty Global and our subsidiaries are presented on a separate return basis for each tax-paying entity or group.

The components of our earnings (loss) from continuing operations before income taxes are as follows:

	<u>Year ended December 31,</u>		
	<u>2024</u>	<u>2023</u>	<u>2022</u>
	in millions		
U.K.	\$ 1,936.6	\$ (2,899.5)	\$ (516.2)
Netherlands	(190.9)	(833.7)	208.4
Bermuda	156.8	(0.9)	—
Belgium	131.3	653.9	1,000.4
Luxembourg	(54.0)	(195.6)	505.4
U.S.	(16.6)	(4.7)	5.9
Ireland	(0.4)	(16.6)	178.3
Intercompany activity with discontinued operations	(117.6)	(139.6)	(197.5)
Other	(6.9)	(9.3)	(6.3)
Earnings (loss) from continuing operations before income taxes	\$ 1,838.3	\$ (3,446.0)	\$ 1,178.4

**LIBERTY GLOBAL LTD.**  
**Notes to Consolidated Financial Statements — (Continued)**  
**December 31, 2024, 2023 and 2022**

Our income tax benefit (expense) consists of:

	<u>Current</u>	<u>Deferred</u>	<u>Total</u>
	in millions		
<b>Year ended December 31, 2024:</b>			
U.S. (a)	\$ 72.3	\$ 5.8	\$ 78.1
Belgium	(92.8)	25.5	(67.3)
U.K.	—	8.0	8.0
Netherlands	(2.0)	7.1	5.1
Ireland	1.4	3.6	5.0
Luxembourg	(0.8)	2.9	2.1
Other	(0.4)	0.2	(0.2)
Total income tax benefit	<u>\$ (22.3)</u>	<u>\$ 53.1</u>	<u>\$ 30.8</u>
<b>Year ended December 31, 2023:</b>			
Belgium	\$ (100.9)	\$ (64.9)	\$ (165.8)
U.S. (a)	(68.0)	(28.4)	(96.4)
Luxembourg	—	44.3	44.3
Ireland	3.6	2.5	6.1
Netherlands	(1.9)	0.2	(1.7)
U.K.	(0.1)	0.5	0.4
Total income tax expense	<u>\$ (167.3)</u>	<u>\$ (45.8)</u>	<u>\$ (213.1)</u>
<b>Year ended December 31, 2022:</b>			
U.S. (a)	\$ (51.8)	\$ (133.0)	\$ (184.8)
Luxembourg	(0.3)	(152.3)	(152.6)
Belgium	(87.7)	17.1	(70.6)
Ireland	(5.3)	10.5	5.2
Netherlands	(1.7)	(0.8)	(2.5)
U.K.	(0.1)	0.8	0.7
Other	(0.1)	(2.0)	(2.1)
Total income tax expense	<u>\$ (147.0)</u>	<u>\$ (259.7)</u>	<u>\$ (406.7)</u>

(a) Includes federal and state income taxes. Our U.S. state income taxes were not material during any of the years presented.

**LIBERTY GLOBAL LTD.**  
**Notes to Consolidated Financial Statements — (Continued)**  
**December 31, 2024, 2023 and 2022**

Income tax benefit (expense) attributable to our earnings (loss) from continuing operations before income taxes differs from the amounts computed using the applicable income tax rates as a result of the following factors:

	<b>Year ended December 31,</b>		
	<b>2024</b>	<b>2023</b>	<b>2022</b>
	<b>in millions</b>		
Computed “expected” tax benefit (expense) (a)	\$ (459.6)	\$ 809.8	\$ (223.9)
Non-deductible or non-taxable foreign exchange results	443.6	(199.9)	263.2
Non-deductible or non-taxable interest and other expenses	(124.9)	(170.1)	(125.4)
Recognition of previously unrecognized tax benefits	112.0	—	—
International rate differences (b)	40.3	13.7	(104.6)
Tax benefit associated with technologies innovation (c)	15.2	6.5	22.1
Basis and other differences in the treatment of items associated with investments in subsidiaries and affiliates (d)	14.3	(405.7)	(67.8)
Change in valuation allowances	(4.2)	(266.8)	(172.7)
Other, net	(5.9)	(0.6)	2.4
Total income tax benefit (expense)	<u>\$ 30.8</u>	<u>\$ (213.1)</u>	<u>\$ (406.7)</u>

- (a) The statutory or “expected” tax rates are the U.K. rates of 25.0% for 2024, 23.5% for 2023 and 19.0% for 2022. The statutory rate for 2023 represents the blended rate in effect for the year ended December 31, 2023 based on the 19.0% statutory rate that was in effect for the first quarter of 2023 and the 25.0% statutory rate in effect from April 1, 2023. Although we are domiciled in Bermuda, we use the U.K. statutory rate to compute our “expected” tax benefit (expense) as management believes it is more meaningful given that Bermuda did not impose an income tax in the periods presented.
- (b) Amounts reflect adjustments (either a benefit or expense) to the “expected” tax benefit (expense) for statutory rates in jurisdictions in which we operate outside of the U.K.
- (c) Amounts reflect the recognition of the innovation income tax deduction in Belgium.
- (d) Amounts reflect the net impact of differences in the treatment of income and loss items between financial and tax accounting related to investments in subsidiaries and affiliates, including the effects of foreign earnings. In addition, the 2024 amount includes the non-taxable gains associated with (i) the sale of All3Media and (ii) the Formula E Acquisition and the 2023 amount includes the non-taxable gain associated with the Telenet Wyre Transaction.

The components of our net deferred tax liabilities are as follows:

	<b>December 31,</b>	
	<b>2024</b>	<b>2023</b>
	<b>in millions</b>	
Deferred tax assets (a)	\$ 93.1	\$ 83.6
Deferred tax liabilities (a)	(405.0)	(299.4)
Net deferred tax liabilities	<u>\$ (311.9)</u>	<u>\$ (215.8)</u>

- (a) Our deferred tax assets and deferred tax liabilities are included within other assets, net, and other long-term liabilities, respectively, on our consolidated balance sheets.

**LIBERTY GLOBAL LTD.**  
**Notes to Consolidated Financial Statements — (Continued)**  
**December 31, 2024, 2023 and 2022**

The tax effects of temporary differences that give rise to significant portions of our deferred tax assets and liabilities are presented below:

	<b>December 31,</b>	
	<b>2024</b>	<b>2023</b>
	<b>in millions</b>	
<b>Deferred tax assets:</b>		
Net operating loss and other carryforwards	\$ 1,398.2	\$ 1,321.0
Investments	336.0	366.4
Debt and interest	251.5	174.8
Lease liabilities	175.6	186.5
Property and equipment, net	125.2	169.9
Share-based compensation	74.9	81.4
Other future deductible amounts	68.5	55.9
Deferred tax assets	<u>2,429.9</u>	<u>2,355.9</u>
Valuation allowance	<u>(1,934.1)</u>	<u>(1,941.8)</u>
Deferred tax assets, net of valuation allowance	<u>495.8</u>	<u>414.1</u>
<b>Deferred tax liabilities:</b>		
Property and equipment, net	(213.6)	(224.1)
Intangible assets	(211.2)	(40.6)
ROU assets	(163.2)	(177.2)
Derivative instruments	(161.2)	(137.8)
Other future taxable amounts	(58.5)	(50.2)
Deferred tax liabilities	<u>(807.7)</u>	<u>(629.9)</u>
Net deferred tax liabilities	<u>\$ (311.9)</u>	<u>\$ (215.8)</u>

Our deferred income tax valuation allowance decreased \$7.7 million in 2024. This decrease reflects the net effect of (i) foreign currency translation adjustments, (ii) a decrease in deferred tax assets, (iii) business acquisitions, (iv) net tax expense of \$4.2 million and (v) other individually insignificant items.

The significant components of our tax loss carryforwards and related tax assets at December 31, 2024 are as follows:

<b>Country</b>	<b>Tax loss</b>	<b>Related</b>	<b>Expiration</b>
	<b>carryforward</b>	<b>tax asset</b>	<b>date</b>
	<b>in millions</b>		
Netherlands	\$ 2,399.7	\$ 619.1	Indefinite
Belgium	1,111.8	278.0	Indefinite
U.K.	1,163.1	290.8	Indefinite
Luxembourg	582.6	158.4	Various
Ireland	383.4	47.9	Indefinite
Other	14.6	3.9	Various
Total	<u>\$ 5,655.2</u>	<u>\$ 1,398.1</u>	

Our tax loss carryforwards within each jurisdiction combine all companies' tax losses (both capital and ordinary losses) in that jurisdiction, however, certain tax jurisdictions limit the ability to offset taxable income of a separate company or different tax group with the tax losses associated with another separate company or group. Further, tax jurisdictions restrict the type of

**LIBERTY GLOBAL LTD.**  
**Notes to Consolidated Financial Statements — (Continued)**  
**December 31, 2024, 2023 and 2022**

taxable income that the above losses are able to offset. The majority of the tax losses shown in the above table are not expected to be realized, including certain losses that are limited in use due to change in control or same business tests.

We have taxable outside basis differences on certain investments in non-U.S. subsidiaries. No additional income taxes have been provided for any undistributed foreign earnings, or any additional outside basis difference inherent in these entities, as these amounts continue to be reinvested in foreign operations. At December 31, 2024, we have not provided deferred tax liabilities on an estimated \$1.4 billion of cumulative temporary differences on the outside bases of our non-U.S. subsidiaries.

On August 16, 2022, the Inflation Reduction Act was signed into law in the U.S. Although this legislation does not increase the U.S. corporate income tax rate, it includes, among other provisions, a new corporate alternative minimum tax (**CAMT**) on “adjusted financial statement income” that is effective for tax years beginning after December 31, 2022. CAMT had an immaterial impact on our consolidated financial statements for the year ended December 31, 2024. We will disregard our CAMT status when evaluating our deferred tax assets under the regular U.S. tax system.

In December 2021, the Organization for Economic Co-Operation and Development (**OECD**)/G20 Inclusive Framework on Base Erosion and Profit Shifting (**BEPS**) released Model Global Anti-Base Erosion (**GLoBE**) rules under Pillar Two. These rules provide for the taxation of certain large multinational corporations at a minimum rate of 15.0%, calculated on a jurisdictional basis. Numerous countries in which we operate, including the U.K. and certain European Union (**E.U.**) member states, enacted legislation to implement many aspects of the Pillar Two rules beginning on January 1, 2024. The Pillar Two rules did not have an impact on our consolidated financial statements for the year ended December 31, 2024, and we do not currently anticipate that they will have a material impact on our consolidated financial statements in the future.

We and our subsidiaries maintain a presence in many countries and file consolidated and standalone income tax returns in various jurisdictions. Many of these jurisdictions maintain highly complex tax regimes that differ significantly from the system of income taxation used in the U.K. and the U.S. We have accounted for the effect of these taxes based on what we believe is reasonably expected to apply to us and our subsidiaries based on tax laws currently in effect and reasonable interpretations of these laws.

In the normal course of business, our income tax filings are subject to review by various taxing authorities. In connection with such reviews, disputes could arise with the taxing authorities over the interpretation or application of certain income tax rules related to our business in that tax jurisdiction. Such disputes may result in future tax and interest and penalty assessments by these taxing authorities. The ultimate resolution of tax contingencies will take place upon the earlier of (i) the settlement date with the applicable taxing authorities in either cash or agreement of income tax positions or (ii) the date when the tax authorities are statutorily prohibited from adjusting the company’s tax computations.

In general, tax returns filed by our company or our subsidiaries for years prior to 2018 are no longer subject to examination by tax authorities. Certain of our subsidiaries are currently involved in income tax examinations in various jurisdictions in which we operate, including Luxembourg and the U.S. While we do not expect adjustments from the foregoing examinations to have a material impact on our consolidated financial position, results of operations or cash flows, no assurance can be given that this will be the case given the amounts involved and the complex nature of the related issues.

**LIBERTY GLOBAL LTD.**  
**Notes to Consolidated Financial Statements — (Continued)**  
**December 31, 2024, 2023 and 2022**

The changes in our unrecognized tax benefits for the indicated periods are summarized below:

	2024	2023	2022
	in millions		
Balance at January 1	\$ 444.4	\$ 435.2	\$ 447.1
Lapse of statute of limitations	(173.5)	—	(0.1)
Additions based on tax positions related to the current year	26.1	2.2	1.7
Additions for tax positions of prior years	19.2	8.5	—
Reductions for tax positions of prior years	(6.4)	(5.9)	(11.2)
Settlements with tax authorities	(3.9)	(4.0)	—
Foreign currency translation	(3.9)	1.5	(2.3)
Effects of business acquisitions	—	6.9	—
Balance at December 31	<u>\$ 302.0</u>	<u>\$ 444.4</u>	<u>\$ 435.2</u>

No assurance can be given that any of these tax benefits will be recognized or realized.

As of December 31, 2024, 2023 and 2022, there were \$266.6 million, \$347.0 million and \$337.9 million, respectively, of unrecognized tax benefits that would have a favorable impact on our effective income tax rate if ultimately recognized, after considering amounts that we would expect to be offset by valuation allowances and other factors.

During 2025, it is reasonably possible that the resolution of ongoing tax controversies, as well as the expiration of statutes of limitations and other items, could result in reductions to our unrecognized tax benefits related to tax positions taken as of December 31, 2024. The amount of such reductions could range up to \$166 million. No assurance can be given as to the nature or impact of any changes in our unrecognized tax positions during 2025.

During 2024, 2023 and 2022, the income tax expense of our continuing operations included \$7.9 million, \$59.6 million and \$38.4 million, respectively, representing the net accrual of interest and penalties during the period. At December 31, 2024, accrued interest and penalties associated with our uncertain tax benefits totaled \$270.5 million.

On October 7, 2022, the U.S. Department of Justice filed a suit against Liberty Global, Inc. (**LGI**), a wholly-owned U.S. subsidiary of Liberty Global, in the U.S. District Court of Colorado for unpaid federal income taxes and penalties for the 2018 tax year of approximately \$284 million. This action by the U.S. Department of Justice is related to the November 2020 complaint filed by LGI in the District Court of Colorado seeking a refund of approximately \$110 million of taxes, penalties and interest associated with the application of certain temporary treasury regulations issued in June 2019. In October 2023, the U.S. District Court of Colorado entered judgement against LGI with respect to the refund claim and we appealed this decision to the U.S. Court of Appeals for the Tenth Circuit (**Court of Appeals**) in December 2023. No amounts have been accrued by LGI with respect to this matter. We will vigorously defend this matter and continue to actively pursue our claim for refund.

In January 2021, we petitioned the U.S. Tax Court with respect to unresolved issues related to our 2010 tax year for which we had already recognized an accrued liability for an uncertain tax position. In November 2023, we received an unfavorable decision, which we will appeal to the Court of Appeals. In December 2023, we made a payment of the disputed tax in the amount of \$315 million, which reduced our accrued liability for uncertain tax benefits on our consolidated balance sheet but has not been reflected in the uncertain tax benefit schedule above as the position is not yet settled. We will continue to vigorously defend our position, however, due to the inherent uncertainty involved in the litigation process, there can be no assurance that the Court of Appeals will rule in our favor.

**LIBERTY GLOBAL LTD.**  
**Notes to Consolidated Financial Statements — (Continued)**  
**December 31, 2024, 2023 and 2022**

**(14) Equity**

*Capitalization*

At December 31, 2024, our authorized share capital consisted of an aggregate nominal amount of \$20.0 million, comprised of any of the following: (i) common shares (Class A, B or C), each with a nominal value of \$0.01 per share, (ii) preference shares, with a nominal value to be determined by the board of directors, the issuance of one or more classes or series of which may be authorized by the board of directors, and (iii) any other shares of one or more classes as may be determined by the board of directors or by the shareholders of Liberty Global.

Under Liberty Global's Articles of Association, effective July 1, 2015, holders of Liberty Global Class A common shares are entitled to one vote for each such share held, and holders of Liberty Global Class B common shares are entitled to 10 votes for each such share held, on all matters submitted to a vote of Liberty Global shareholders at any general meeting (annual or special). Holders of Liberty Global Class C common shares are not entitled to any voting powers except as required by law.

At the option of the holder, each Liberty Global Class B common share is convertible into one Liberty Global Class A common share. One Liberty Global Class A common share is reserved for issuance for each Liberty Global Class B common share that is issued (12,968,658 shares issued as of December 31, 2024). Additionally, at December 31, 2024, we have reserved the following common shares for the issuance of outstanding share-based incentive awards:

	<b>Class A</b>	<b>Class C</b>
Options	1,159,996	5,203,985
SARs	34,684,640	75,630,289
RSUs	2,553,035	4,229,272
PSUs and PSARs	6,932,869	12,639,731

Subject to any preferential rights of any outstanding class of our preference shares, the holders of our common shares are entitled to dividends as may be declared from time to time by our board of directors from funds available therefore. Except with respect to share distributions, whenever a dividend is paid in cash to the holder of one class of our common shares, we shall also pay to the holders of the other classes of our common shares an equal per share dividend. There are currently no contractual restrictions on our ability to pay dividends in cash or shares.

In the event of our liquidation, dissolution or winding up, after payment or provision for payment of our debts and liabilities and subject to the prior payment in full of any preferential amounts to which our preference shareholders, if any, may be entitled, the holders of our common shares will be entitled to receive their proportionate interests, expressed in liquidation units, in any assets available for distribution to our common shares.

*Share Repurchase Programs*

Our board of directors has approved various share repurchase programs for our Liberty Global common shares. Under our repurchase programs, we may acquire from time to time our Class A common shares, Class C common shares or any combination of Class A and Class C common shares. Our repurchase programs may be effected through open market transactions and/or privately negotiated transactions, which may include derivative transactions. The timing of the repurchase of shares pursuant to these programs will depend on a variety of factors, including market conditions and applicable law, and these programs may be implemented in conjunction with brokers for the company and other financial institutions with whom the company has relationships within certain preset parameters and purchases may continue during closed periods in accordance with applicable restrictions. Our share repurchase programs may be suspended or discontinued at any time. Our board of directors has approved a new share repurchase program pursuant to which we are authorized to repurchase up to 10% of our outstanding shares as of December 31, 2024. As such, we are authorized to repurchase approximately 34.9 million of our Class A and/or Class C common shares during 2025. Based on the respective closing share prices on December 31, 2024, this would equate to total share repurchases during 2025 of approximately \$450.0 million. However, the actual U.S. dollar amount of our share repurchases during 2025 will be determined by the actual transaction date share prices and could differ significantly from this amount.

**LIBERTY GLOBAL LTD.**  
**Notes to Consolidated Financial Statements — (Continued)**  
**December 31, 2024, 2023 and 2022**

The following table provides details of our share repurchases during 2024, 2023 and 2022:

	Class A common shares		Class C common shares		Total cost (a) in millions
	Shares repurchased	Average price paid per share (a)	Shares repurchased	Average price paid per share (a)	
2024	—	\$ —	38,260,604	\$ 17.73	\$ 678.5
2023	1,444,000	\$ 18.24	78,452,085	\$ 18.86	\$ 1,505.9
2022	3,856,700	\$ 21.55	69,381,968	\$ 23.34	\$ 1,702.6

(a) Includes direct acquisition costs, where applicable.

***Telenet Takeover Bid***

On June 8, 2023, following approval by the Belgian Financial Services and Markets Authority, Liberty Global Belgium Holding B.V. (**LGBH**), an indirect wholly-owned subsidiary of Liberty Global, launched a voluntary and conditional public takeover bid for all of the shares of Telenet that we did not already own or that were not held by Telenet (the **Telenet Takeover Bid**). Following the conclusion of a simplified squeeze-out procedure, Telenet shares were delisted from Euronext Brussels at the close of trade on October 13, 2023. The shares of Telenet that were acquired as a result of the simplified squeeze-out procedure were settled on October 19, 2023 and, from that date, Telenet is owned 100% by LGBH.

The Telenet Takeover Bid was funded through (i) available borrowings and (ii) the existing liquidity of Liberty Global. As of December 31, 2023, the consideration associated with the Telenet Takeover Bid, including certain fees and expenses, totaled €904.2 million (\$993.7 million at the applicable transaction dates).

***Subsidiary Distributions***

From time to time, Telenet and certain other of our subsidiaries make cash distributions to their respective shareholders. Our share of these distributions is eliminated in consolidation and the noncontrolling interest owners' share of these distributions is reflected as a charge against noncontrolling interests in our consolidated statements of equity. In this regard, Telenet, prior to the Telenet Takeover Bid, paid aggregate dividends to its shareholders during 2023 and 2022 of €108.6 million and €149.0 million, respectively. Our share of these dividends was €66.3 million (\$73.2 million at the applicable rate) and €91.2 million (\$96.2 million at the applicable rate), respectively.

***Restricted Net Assets***

The ability of certain of our subsidiaries to distribute or loan all or a portion of their net assets to our company is limited by the terms of applicable debt facilities. At December 31, 2024, the net assets of our subsidiaries subject to such limitations was not material.

**LIBERTY GLOBAL LTD.**  
**Notes to Consolidated Financial Statements — (Continued)**  
**December 31, 2024, 2023 and 2022**

**(15) Share-based Compensation**

Our share-based compensation expense primarily relates to the share-based incentive awards issued by Liberty Global to its employees and employees of its subsidiaries. A summary of our aggregate share-based compensation expense is set forth below:

	Year ended December 31,		
	2024	2023	2022
	in millions		
Liberty Global (a):			
Non-performance based incentive awards (b)	\$ 113.9	\$ 137.7	\$ 116.3
Performance based incentive awards (c)	18.6	6.9	6.6
Other (d)	29.7	26.9	19.6
Total Liberty Global	162.2	171.5	142.5
Telenet share-based incentive awards (e)	—	27.7	10.9
Other	6.1	5.6	9.8
Total	<u>\$ 168.3</u>	<u>\$ 204.8</u>	<u>\$ 163.2</u>
Included in:			
Other operating expenses	\$ 17.8	\$ 11.3	\$ 4.6
SG&A expenses	150.5	193.5	158.6
Total	<u>\$ 168.3</u>	<u>\$ 204.8</u>	<u>\$ 163.2</u>

- (a) In accordance with the terms of the Telenet Takeover Bid, we issued Liberty Global share-based incentive awards (**Telenet Replacement Awards**) to employees and former directors of Telenet in exchange for corresponding Telenet awards. In connection with the Telenet Takeover Bid, the Telenet Replacement Awards were remeasured as of October 13, 2023 in a 1:2 ratio between Liberty Global Class A and Liberty Global Class C common shares. No incremental share-based compensation expense was recognized from the remeasurement and modification of the Telenet awards. The Telenet Replacement Awards were re-granted on November 7, 2023, resulting in total share-based compensation expense of \$50.0 million, of which \$8.5 million was recognized on this date due to the immediate vesting of select Telenet Replacement Awards. The remaining expense of \$41.5 million is amortized over the remaining service periods of the unvested Telenet Replacement Awards, subject to forfeitures and the satisfaction of performance conditions as further described below. For further information regarding the Telenet Takeover Bid, see note 14.
- (b) In April 2023, the compensation committee of our board of directors approved the extension of the expiration dates of outstanding SARs and director options granted in 2016 through 2018 from a seven-year term to a ten-year term (prior to 2019, awards granted under the 2014 Incentive Plans, as defined and described below, expired seven years after the grant date). Accordingly, the Black-Scholes fair values of the respective outstanding awards increased, resulting in the recognition of an aggregate incremental share-based compensation expense of \$25.9 million during 2023.
- (c) Includes share-based compensation expense related to (i) for 2024, the 2024 PSUs, as defined and described below, (ii) for 2024 and 2023, certain Telenet Replacement Awards, as defined and described below and (iii) for 2022, our 2019 Challenge Performance Awards.
- (d) Represents annual incentive compensation and defined contribution plan liabilities that have been or are expected to be settled with Liberty Global common shares. In the case of the annual incentive compensation, shares have been or will be issued to senior management and key employees pursuant to a shareholding incentive program. The shareholding incentive program allows these employees to elect to receive up to 100% of their annual incentive compensation in common shares of Liberty Global in lieu of cash. In addition, amounts include compensation expense related to the Ventures Incentive Plans as defined and described below.

**LIBERTY GLOBAL LTD.**  
**Notes to Consolidated Financial Statements — (Continued)**  
**December 31, 2024, 2023 and 2022**

- (e) Represents the share-based compensation expense associated with Telenet’s share-based incentive awards prior to the Telenet Takeover Bid. In addition, €7.6 million (\$8.2 million at the applicable rate) was expensed during the fourth quarter of 2023 related to the reimbursement of certain employee income taxes associated with the ESOP 2019 and the ESOP 2020, each as defined and described below.

As of December 31, 2024, \$129.8 million of total unrecognized compensation cost related to our Liberty Global share-based incentive awards is expected to be recognized by our company over a weighted-average period of approximately 1.9 years.

The following table summarizes certain information related to the share-based incentive awards granted and exercised with respect to Liberty Global common shares (includes amounts related to awards held by employees of our discontinued operations, unless otherwise noted):

	Year ended December 31,		
	2024	2023	2022
Assumptions used to estimate fair value of options and SARs granted:			
Risk-free interest rate	3.39 - 4.11%	3.12 - 4.10%	2.27 - 3.09%
Expected life	3.7 - 6.2 years	3.7 - 6.2 years	3.7 - 6.2 years
Expected volatility	28.9 - 31.4%	29.0 - 33.1%	33.5 - 38.1%
Expected dividend yield	none	none	none
Weighted average grant-date fair value per share of awards granted:			
Options	\$ 6.57	\$ 7.18	\$ 9.90
SARs	\$ 5.06	\$ 5.85	\$ 7.50
RSUs - prior to the Sunrise Distribution	\$ 17.39	\$ 18.59	\$ 25.51
RSUs - subsequent to the Sunrise Distribution	\$ 12.95	(a)	(a)
PSUs	\$ 17.20	\$ 16.60	(b)
Total intrinsic value of awards exercised (in millions):			
Options	(c)	(c)	\$ 0.5
SARs	\$ 23.0	\$ 4.6	\$ 7.0
PSARs	(c)	(c)	\$ 0.2
Cash received from exercise of options (in millions)	\$ —	\$ 1.2	\$ 13.0
Income tax benefit (expense) related to share-based compensation of our continuing operations (in millions)	\$ (1.0)	\$ 9.1	\$ (8.1)

(a) Not applicable.

(b) There were no grants of PSUs made during the indicated period.

(c) There were no exercises of this award type during the indicated period.

**Share Incentive Plans — Liberty Global Common Shares**

*2023 Incentive Plan*

As of December 31, 2024, we are authorized to grant incentive awards under the “**Liberty Global 2023 Incentive Plan**”, which was approved by our shareholders on June 14, 2023. Generally, we may grant options, SARs, RSUs, performance awards or cash awards or any combination of the foregoing under this incentive plan (collectively, “**awards**”). The maximum number of Liberty Global shares with respect to which awards may be issued under the Liberty Global 2023 Incentive Plan is 43,284,342 which represents the number of common shares available for grant under the previous “**Liberty Global 2014 Incentive Plan**” and the “**Liberty Global 2014 Nonemployee Director Incentive Plan**” (collectively, the **2014 Incentive**

**LIBERTY GLOBAL LTD.**  
**Notes to Consolidated Financial Statements — (Continued)**  
**December 31, 2024, 2023 and 2022**

**Plans**) immediately prior to the 2023 Annual General Meeting of Shareholders of Liberty Global plc, plus any common shares subject to outstanding awards under the 2014 Incentive Plans that become available for issuance under the Liberty Global 2023 Incentive Plan pursuant to its terms. The maximum number of common shares reserved for issuance under the Liberty Global 2023 Incentive Plan is also subject to anti-dilution and other adjustment provisions of the Liberty Global 2023 Incentive Plan. Outstanding awards granted under the 2014 Incentive Plans will continue to be governed by the terms of that plan until exercised, expired, paid or otherwise terminated. No further awards will be granted under the 2014 Incentive Plans. As of December 31, 2024, the Liberty Global 2023 Incentive Plan had 38,692,888 common shares available for grant, but, consistent with the terms and intent of the Liberty Global 2023 Incentive Plan, we expect the compensation committee of our board of directors to upwardly adjust the number of shares available for grant as a result of the Spin-off.

Awards (other than performance based awards) under the Liberty Global 2023 Incentive Plan and the Liberty Global 2014 Incentive Plan generally (i) vest annually over a three-year period and (ii) expire 10 years after the grant date. Awards (other than RSUs) issued under the Liberty Global 2014 Nonemployee Director Incentive Plan generally vest in three equal annual installments, provided the director continues to serve as director immediately prior to the vesting date, and expire ten years after the grant date. RSUs vest on the date of the first annual general meeting of shareholders following the grant date. These awards may be granted at or above fair value in any class of common shares.

In connection with the Telenet Takeover Bid, the compensation committee of our board of directors approved the issuance of Telenet Replacement Awards as part of the Liberty Global 2023 Incentive Plan in exchange for corresponding Telenet awards. Prior to the Telenet Takeover Bid, Telenet had several outstanding equity award plans including the 2019 Employee Stock Option Plan (**ESOP 2019**), the 2020 Employee Stock Option Plan (**ESOP 2020**), the 2021 Performance Share Plan (**PSP 2021**), the 2021 CEO Performance Share Plan (**CEO PSP 2021**) and the 2022 Restricted Share Plan (**RSP 2022**). Liberty Global proposed to rollover any Telenet equity awards into equivalent awards in Liberty Global shares, excluding the ESOP 2019 and ESOP 2020 which were out-of-the-money at the time of the Telenet Takeover Bid. Additionally, due to regulatory constraints associated with the Telenet Takeover Bid, Telenet was unable to issue equity awards from the 2020 Performance Share Plan (**PSP 2020**), the 2022 Performance Share Plan (**PSP 2022**), the 2023 Performance Share Plan (**PSP 2023**), the 2022 CEO Performance Share Plan (**CEO PSP 2022**), the 2023 Restricted Share Plan (**RSP 2023**), the 2023 CEO Performance Share Plan (**CEO PSP 2023**) and the 2023 Dividend Share Plan (**Dividend Plan 2023**). Liberty Global has also granted equivalent awards under these Telenet plans. The Telenet Replacement Awards were issued as either RSUs or PSUs, depending on the presence of a performance factor. Generally, (i) awards issued under the CEO PSP 2021, CEO PSP 2022 and CEO PSP 2023 are subject to certain performance metrics and vest at the end of a three-year period, (ii) awards issued under the Dividend Plan 2023 vest immediately, (iii) awards issued under the RSP 2022 and RSP 2023 vest 40% after year one and 60% after year two and are subject to a two-year holding restriction, (iv) awards issued under the PSP 2020 are subject to certain performance metrics, vest immediately and are subject to a two-year holding restriction, (v) awards issued under the PSP 2021 and PSP 2023 are subject to certain performance metrics and vest at the end of a three-year period and (vi) awards issued under the PSP 2022 were issued as RSUs, vest 40% after year one and 60% after year two and are subject to a two-year holding restriction.

#### *Ventures Incentive Plans*

Annually, beginning in April 2021, the compensation committee of our board of directors has approved grants under the “**Ventures Incentive Plans**”. The Ventures Incentive Plans are provided to executive officers and other key employees based on the performance of the Liberty Global Ventures Portfolio (the “**Portfolio**”), or a specific portion of the Portfolio in the instance of the “**Tech Ventures Incentive Plan**.” A fair value assessment is performed for the Portfolio as of December 31st by an independent third-party valuation specialist and the Portfolio performance is measured by assessing the fair value of the Portfolio over a three-year period beginning on December 31st of the year preceding each annual grant. Payout will be denominated in cash and will be assessed at the end of each three-year period using eligible participants’ initial contributions, which are between 10% and 50% of their annual target equity value (10% and 100% for the 2021 Ventures Incentive Plan) and the contributed amount is in lieu of their normal annual equity grant. The compensation committee has the discretion to settle the final payout amount in (i) cash or (ii) Liberty Global Class A and Class C common shares based on the change in the Portfolio’s value. Subject to forfeitures, 100% of each participant’s payout will vest on or around March of the year subsequent to the conclusion of the three-year performance period. In order to receive the payout, participants are required to remain employed through the final vesting date. Awards under the Ventures Incentive Plans are liability classified due to the fact that the final payout under these plans will be denominated in cash and may be settled in a variable number of shares. The estimated fair value of the final payouts under our Ventures Incentive Plans as of December 31, 2024 are shown below:

**LIBERTY GLOBAL LTD.**  
**Notes to Consolidated Financial Statements — (Continued)**  
**December 31, 2024, 2023 and 2022**

	Performance period	Vesting date	Estimated fair value of final payout in millions
2022 Ventures Incentive Plan	12/31/2021 - 12/31/2024	March 15, 2025	\$ 8.8
2023 Ventures Incentive Plan	12/31/2022 - 12/31/2025	March 15, 2026	10.9
2023 Tech Ventures Incentive Plan	12/31/2022 - 12/31/2025	March 15, 2026	0.6
2024 Ventures Incentive Plan	12/31/2023 - 12/31/2026	March 15, 2027	13.5
2024 Tech Ventures Incentive Plan	12/31/2023 - 12/31/2026	March 15, 2027	0.7
Total			<u>\$ 34.5</u>

The 2021 Ventures Incentive Plan vested on March 15, 2024. Participants earned 108.5% of their targeted payout which was settled in 442,221 shares of Liberty Global Class A and 442,221 Class C common shares.

***Performance Awards***

The following is a summary of the material terms and conditions with respect to our performance based awards for certain executive officers and key employees.

*2024 PSUs*

In May 2024, the compensation committee of our board of directors approved the grant of PSUs to executive officers and other key employees (the **2024 PSUs**). The performance metric for the 2024 PSUs is based on Liberty Global's relative total shareholder return (**rTSR**) during the performance period commencing May 10, 2024 and ending December 31, 2026, calculated based on a comparison of Liberty Global's total shareholder return (**TSR**) compared to the TSR of a comparator group of companies, which comprises all companies continuously listed in the NASDAQ Telecommunications Index or the Stoxx Europe 600 Telecom Index during the performance period. The market condition related to Liberty Global's rTSR performance relative to the comparator group of companies is incorporated into the measurement of the grant date fair value of the award. The 2024 PSUs include over- and under-performance payout opportunities should the rTSR exceed or fail to meet the target, as applicable. Achieving an rTSR between the 25th percentile to at or above the 75th percentile will generally result in award recipients earning 25% to 200% of their target 2024 PSUs, subject to forfeitures. The 2024 PSUs have a maximum payout of 100% should the TSR be negative. In addition, 50% of the 2024 PSUs will be earned if Liberty Global's rTSR is equal to or greater than the median TSR for the comparator group of companies as of December 31, 2025. The earned 2024 PSUs will fully vest on or around February 15, 2027.

*2019 Challenge Performance Awards*

In March 2019, the compensation committee of our board of directors approved a challenge performance award for executive officers and certain employees (the **2019 Challenge Performance Awards**), which consists of a combination of PSARs and PSUs, in each case divided on a 1:2 ratio based on Liberty Global Class A common shares and Liberty Global Class C common shares. Each PSU represents the right to receive one Liberty Global Class A common share or one Liberty Global Class C common share, as applicable. The performance criteria for the 2019 Challenge Performance Awards is based on the participant's performance and achievement of individual goals during the three-year period ended December 31, 2021. Subject to forfeitures, the satisfaction of performance conditions and certain other terms, 100% of each participant's 2019 Challenge Performance Awards were earned and vested on March 7, 2022. The PSARs have a term of ten years and base prices equal to the respective market closing prices of the applicable class on the grant date.

***Sunrise Distribution***

In connection with the Spin-off, the compensation committee of our board of directors approved modifications to our outstanding shared-based incentive awards (the **Award Modifications**), in accordance with the underlying share-based incentive plans. As a result of the modifications, no incremental compensation expense was recognized as existing anti-dilution provisions of the plans required the compensation committee to adjust the terms of the outstanding awards to preserve the value

**LIBERTY GLOBAL LTD.**  
**Notes to Consolidated Financial Statements — (Continued)**  
**December 31, 2024, 2023 and 2022**

of outstanding equity awards before and after the Sunrise Distribution. Due to declines in the prices of our Liberty Global Class A and Class C common shares following the Sunrise Distribution, an adjustment factor was applied to our outstanding options, SARs, PSARs, PSUs and certain of our RSUs to increase the number of awards outstanding and, in regards to our outstanding options, SARs and PSARs, decrease the strike or base price. This adjustment factor utilized the volume-weighted average price of the respective shares for one day prior to and one day following the Sunrise Distribution. The impacts of the Award Modifications and the Spin-off are separately presented in the below tables.

**Share-based Award Activity — Liberty Global Common Shares**

The following tables summarize the share-based award activity during 2024 with respect to awards issued by Liberty Global. Our company settles SARs and PSARs on a net basis when exercised by the award holder, whereby the number of shares issued represents the excess value of the award based on the market price of the respective Liberty Global shares at the time of exercise relative to the award's exercise price. In addition, with respect to share-based awards held by Liberty Global employees, the number of shares to be issued upon vesting or exercise is reduced by the amount of the employee's required income tax withholding.

<b>Options — Class A common shares</b>	<b>Number of awards</b>	<b>Weighted average exercise price</b>	<b>Weighted average remaining contractual term in years</b>	<b>Aggregate intrinsic value in millions</b>
Outstanding at January 1, 2024	622,177	\$ 28.87		
Granted	114,799	17.01		
Forfeited	(67,247)	33.50		
Outstanding at November 12, 2024	669,729	26.37		
Impact of the Award Modifications	490,267	(11.14)		
Outstanding at December 31, 2024	1,159,996	\$ 15.23	4.7	\$ 0.9
Exercisable at December 31, 2024	867,302	\$ 16.96	3.2	\$ 0.1

<b>Options — Class C common shares</b>	<b>Number of awards</b>	<b>Weighted average exercise price</b>	<b>Weighted average remaining contractual term in years</b>	<b>Aggregate intrinsic value in millions</b>
Outstanding at January 1, 2024	2,704,383	\$ 24.79		
Granted	462,858	17.49		
Forfeited	(134,230)	32.07		
Outstanding at November 12, 2024	3,033,011	23.36		
Impact of the Award Modifications	2,170,974	(9.74)		
Outstanding at December 31, 2024	5,203,985	\$ 13.62	5.6	\$ 6.7
Exercisable at December 31, 2024	3,805,819	\$ 14.57	4.4	\$ 3.4

**LIBERTY GLOBAL LTD.**  
**Notes to Consolidated Financial Statements — (Continued)**  
**December 31, 2024, 2023 and 2022**

<b>SARs — Class A common shares</b>	<b>Number of awards</b>	<b>Weighted average base price</b>	<b>Weighted average remaining contractual term in years</b>	<b>Aggregate intrinsic value in millions</b>
Outstanding at January 1, 2024	20,430,440	\$ 25.90		
Granted	4,132,571	16.77		
Forfeited	(2,186,732)	26.51		
Exercised	(651,203)	16.35		
Outstanding at November 12, 2024	21,725,076	24.39		
Impact of the Award Modifications	15,902,599	(10.31)		
Impact of the Spin-off	(1,960,848)	14.27		
Outstanding at November 13, 2024	35,666,827	14.07		
Forfeited	(298,434)	15.46		
Exercised	(683,753)	9.65		
Outstanding at December 31, 2024	34,684,640	\$ 14.15	5.5	\$ 39.2
Exercisable at December 31, 2024	25,760,134	\$ 15.50	4.3	\$ 15.7

<b>SARs — Class C common shares</b>	<b>Number of awards</b>	<b>Weighted average base price</b>	<b>Weighted average remaining contractual term in years</b>	<b>Aggregate intrinsic value in millions</b>
Outstanding at January 1, 2024	47,534,716	\$ 25.28		
Granted	5,463,215	17.52		
Forfeited	(3,738,073)	27.40		
Exercised	(1,348,429)	15.60		
Outstanding at November 12, 2024	47,911,429	24.50		
Impact of the Award Modifications	34,292,631	(10.22)		
Impact of the Spin-off	(3,851,973)	14.45		
Outstanding at November 13, 2024	78,352,087	14.27		
Forfeited	(491,590)	15.83		
Exercised	(2,230,208)	9.69		
Outstanding at December 31, 2024	75,630,289	\$ 14.40	5.5	\$ 70.9
Exercisable at December 31, 2024	59,930,253	\$ 15.29	4.6	\$ 34.9

**LIBERTY GLOBAL LTD.**  
**Notes to Consolidated Financial Statements — (Continued)**  
**December 31, 2024, 2023 and 2022**

<b>PSARs — Class A common shares</b>	<b>Number of awards</b>	<b>Weighted average base price</b>	<b>Weighted average remaining contractual term in years</b>	<b>Aggregate intrinsic value in millions</b>
Outstanding at January 1, 2024	3,238,360	\$ 25.97		
Forfeited	(193,929)	25.97		
Outstanding at November 12, 2024	3,044,431	25.97		
Impact of the Award Modifications	2,228,565	(10.97)		
Impact of the Spin-off	(202,425)	15.00		
Outstanding at November 13, 2024	5,070,571	15.00		
Forfeited	(101,526)	15.00		
Outstanding at December 31, 2024	4,969,045	\$ 15.00	3.9	\$ —
Exercisable at December 31, 2024	4,969,045	\$ 15.00	3.9	\$ —

<b>PSARs — Class C common shares</b>	<b>Number of awards</b>	<b>Weighted average base price</b>	<b>Weighted average remaining contractual term in years</b>	<b>Aggregate intrinsic value in millions</b>
Outstanding at January 1, 2024	6,335,073	\$ 25.22		
Forfeited	(349,267)	25.22		
Outstanding at November 12, 2024	5,985,806	25.22		
Impact of the Award Modifications	4,284,380	(10.52)		
Impact of the Spin-off	(394,363)	14.70		
Outstanding at November 13, 2024	9,875,823	14.70		
Forfeited	(201,150)	14.70		
Outstanding at December 31, 2024	9,674,673	\$ 14.70	3.9	\$ —
Exercisable at December 31, 2024	9,674,673	\$ 14.70	3.9	\$ —

**LIBERTY GLOBAL LTD.**  
**Notes to Consolidated Financial Statements — (Continued)**  
**December 31, 2024, 2023 and 2022**

<b>RSUs — Class A common shares</b>	<b>Number of awards</b>	<b>Weighted average grant-date fair value per share</b>	<b>Weighted average remaining contractual term in years</b>
Outstanding at January 1, 2024	2,446,678	\$ 20.05	
Granted	2,967,291	16.99	
Forfeited	(488,279)	17.60	
Released from restrictions	(2,265,981)	19.24	
Outstanding at November 12, 2024	2,659,709	17.78	
Impact of the Award Modifications	45,983	(8.36)	
Impact of the Spin-off	(137,882)	10.54	
Outstanding at November 13, 2024	2,567,810	9.36	
Granted	1,888	12.76	
Forfeited	(11,314)	9.14	
Released from restrictions	(5,349)	10.71	
Outstanding at December 31, 2024	2,553,035	\$ 9.36	1.1

<b>RSUs — Class C common shares</b>	<b>Number of awards</b>	<b>Weighted average grant-date fair value per share</b>	<b>Weighted average remaining contractual term in years</b>
Outstanding at January 1, 2024	5,382,896	\$ 20.70	
Granted	3,340,539	17.76	
Forfeited	(646,144)	18.77	
Released from restrictions	(3,605,574)	20.55	
Outstanding at November 12, 2024	4,471,717	18.91	
Impact of the Award Modifications	44,960	(8.83)	
Impact of the Spin-off	(268,157)	11.06	
Outstanding at November 13, 2024	4,248,520	10.02	
Granted	1,888	13.14	
Forfeited	(14,430)	9.79	
Released from restrictions	(6,706)	11.16	
Outstanding at December 31, 2024	4,229,272	\$ 10.02	1.0

**LIBERTY GLOBAL LTD.**  
**Notes to Consolidated Financial Statements — (Continued)**  
**December 31, 2024, 2023 and 2022**

<b>PSUs — Class A common shares</b>	<b>Number of awards</b>	<b>Weighted average grant-date fair value per share</b>	<b>Weighted average remaining contractual term in years</b>
Outstanding at January 1, 2024	444,448	\$ 15.78	
Granted	992,324	16.76	
Forfeited	(166,193)	16.57	
Released from restrictions	(133,098)	15.78	
Outstanding at November 12, 2024	1,137,481	16.52	
Impact of the Award Modifications	832,530	(7.77)	
Outstanding at November 13, 2024	1,970,011	8.76	
Forfeited	(6,187)	8.71	
Outstanding at December 31, 2024	<u>1,963,824</u>	<u>\$ 8.76</u>	<u>1.9</u>

<b>PSUs — Class C common shares</b>	<b>Number of awards</b>	<b>Weighted average grant-date fair value per share</b>	<b>Weighted average remaining contractual term in years</b>
Outstanding at January 1, 2024	820,214	\$ 17.05	
Granted	1,365,500	17.51	
Forfeited	(207,343)	17.38	
Released from restrictions	(245,655)	17.05	
Outstanding at November 12, 2024	1,732,716	17.37	
Impact of the Award Modifications	1,240,067	(8.11)	
Outstanding at November 13, 2024	2,972,783	9.26	
Forfeited	(7,725)	9.22	
Outstanding at December 31, 2024	<u>2,965,058</u>	<u>\$ 9.26</u>	<u>1.9</u>

**LIBERTY GLOBAL LTD.**  
**Notes to Consolidated Financial Statements — (Continued)**  
**December 31, 2024, 2023 and 2022**

*Share-based Award Activity — Liberty Global Common Shares held by former Liberty Global employees*

The following tables summarize the share-based awards held by former employees of Liberty Global subsequent to certain split-off or disposal transactions. Any future exercises of SARs or PSARs, or vesting of RSUs and PSUs will increase the number of our outstanding common shares.

	<u>Number of awards</u>	<u>Weighted average exercise or base price</u>	<u>Weighted average remaining contractual term in years</u>	<u>Aggregate intrinsic value in millions</u>
<b>SARs and PSARs:</b>				
Class A:				
Outstanding	3,281,173	\$ 16.34	4.2	\$ 1.4
Exercisable	2,828,005	\$ 17.09	3.6	\$ 0.7
Class C:				
Outstanding	6,426,281	\$ 16.32	4.2	\$ 2.5
Exercisable	5,543,696	\$ 16.96	3.6	\$ 1.3

	<u>Number of awards</u>	<u>Weighted average grant- date fair value per share</u>	<u>Weighted average remaining contractual term in years</u>
<b>Outstanding RSUs and PSUs:</b>			
Class A:			
RSUs	138,847	\$ 10.52	0.7
PSUs	4,281	\$ 8.87	2.1
Class C:			
RSUs	268,070	\$ 11.05	0.7
PSUs	4,241	\$ 9.33	2.1

**LIBERTY GLOBAL LTD.**  
**Notes to Consolidated Financial Statements — (Continued)**  
**December 31, 2024, 2023 and 2022**

**(16) Defined Benefit Plans**

Certain of our subsidiaries maintain various funded and unfunded defined benefit plans for their employees. The table below provides summary information on our defined benefit plans:

	December 31,		
	2024	2023	2022
in millions			
Fair value of plan assets (a)	\$ 274.9	\$ 256.9	\$ 215.4
Projected benefit obligation	\$ 255.2	\$ 242.4	\$ 203.8
Net asset	\$ 19.7	\$ 14.5	\$ 11.6

(a) At December 31, 2024, the fair value of all plan assets was based on Level 1 of the fair value hierarchy (as further described in note 9). Our plan assets comprise investments in debt securities, equity securities, hedge funds, insurance contracts and certain other assets.

Our net periodic pension cost was \$21.0 million, \$19.6 million and \$17.8 million during 2024, 2023 and 2022, respectively, including \$21.5 million, \$19.8 million and \$17.9 million, respectively, representing the service cost component.

During 2024, our subsidiaries' contributions to their respective defined benefit plans aggregated \$21.8 million. Based on December 31, 2024 exchange rates and information available as of that date, we expect this amount to be \$22.2 million in 2025.

**(17) Accumulated Other Comprehensive Earnings (Loss)**

Accumulated other comprehensive earnings (loss) included on our consolidated balance sheets and statements of equity reflect the aggregate impact of foreign currency translation adjustments and pension-related adjustments and other. The changes in the components of accumulated other comprehensive earnings (loss), net of taxes, are summarized as follows:

	Liberty Global shareholders				Noncontrolling interests	Total accumulated other comprehensive earnings (loss)
	Foreign currency translation adjustments	Pension-related adjustments and other	Accumulated other comprehensive earnings (loss)			
in millions						
Balance at January 1, 2022	\$ 3,880.0	\$ 12.2	\$ 3,892.2	\$ (1.0)	\$ 3,891.2	
Other comprehensive loss	(3,259.2)	(119.6)	(3,378.8)	2.2	(3,376.6)	
Balance at December 31, 2022	620.8	(107.4)	513.4	1.2	514.6	
Other comprehensive earnings	1,778.4	(121.5)	1,656.9	(0.8)	1,656.1	
Balance at December 31, 2023	2,399.2	(228.9)	2,170.3	0.4	2,170.7	
Other comprehensive loss	(2,507.9)	(41.7)	(2,549.6)	—	(2,549.6)	
Impact of the Spin-off	(337.0)	59.3	(277.7)	—	(277.7)	
Balance at December 31, 2024	\$ (445.7)	\$ (211.3)	\$ (657.0)	\$ 0.4	\$ (656.6)	

**LIBERTY GLOBAL LTD.**  
**Notes to Consolidated Financial Statements — (Continued)**  
**December 31, 2024, 2023 and 2022**

The components of other comprehensive earnings (loss), net of taxes, are reflected in our consolidated statements of comprehensive earnings (loss). The following table summarizes the tax effects related to each component of other comprehensive earnings (loss), net of amounts reclassified to our consolidated statements of operations:

	Pre-tax amount	Tax benefit (expense)	Net-of-tax amount
	in millions		
<b>Year ended December 31, 2024:</b>			
Foreign currency translation adjustments	\$ (2,567.3)	\$ 4.1	\$ (2,563.2)
Pension-related adjustments and other	(51.1)	(1.0)	(52.1)
Other comprehensive loss from continuing operations	(2,618.4)	3.1	(2,615.3)
Other comprehensive earnings from discontinued operations	68.1	(2.4)	65.7
Other comprehensive loss attributable to Liberty Global shareholders	<u>\$ (2,550.3)</u>	<u>\$ 0.7</u>	<u>\$ (2,549.6)</u>
<b>Year ended December 31, 2023:</b>			
Foreign currency translation adjustments	\$ 1,212.0	\$ (1.9)	\$ 1,210.1
Pension-related adjustments and other	(48.2)	(0.1)	(48.3)
Other comprehensive earnings from continuing operations	1,163.8	(2.0)	1,161.8
Other comprehensive earnings from discontinued operations	478.3	16.0	494.3
Other comprehensive earnings	1,642.1	14.0	1,656.1
Other comprehensive loss attributable to noncontrolling interests (a)	0.9	(0.1)	0.8
Other comprehensive earnings attributable to Liberty Global shareholders	<u>\$ 1,643.0</u>	<u>\$ 13.9</u>	<u>\$ 1,656.9</u>
<b>Year ended December 31, 2022:</b>			
Foreign currency translation adjustments	\$ (3,101.9)	\$ 1.3	\$ (3,100.6)
Pension-related adjustments and other	(125.2)	(2.3)	(127.5)
Other comprehensive loss from continuing operations	(3,227.1)	(1.0)	(3,228.1)
Other comprehensive loss from discontinued operations (b)	(146.7)	(1.8)	(148.5)
Other comprehensive loss	(3,373.8)	(2.8)	(3,376.6)
Other comprehensive earnings attributable to noncontrolling interests (a)	(2.9)	0.7	(2.2)
Other comprehensive loss attributable to Liberty Global shareholders	<u>\$ (3,376.7)</u>	<u>\$ (2.1)</u>	<u>\$ (3,378.8)</u>

(a) Amounts represent the noncontrolling interest owners' share of our pension-related adjustments.

(b) For additional information regarding the reclassification of foreign currency translation adjustments included in net earnings, see note 6.

**LIBERTY GLOBAL LTD.**  
**Notes to Consolidated Financial Statements — (Continued)**  
**December 31, 2024, 2023 and 2022**

**(18) Commitments and Contingencies**

*Commitments*

In the normal course of business, we enter into agreements that commit our company to make cash payments in future periods with respect to purchases of CPE and other equipment and services, network and connectivity commitments, programming contracts and other items. The following table sets forth the U.S. dollar equivalents of such commitments as of December 31, 2024. The commitments included in this table do not reflect any liabilities that are included on our December 31, 2024 consolidated balance sheet.

	Payments due during:						Total
	2025	2026	2027	2028	2029	Thereafter	
in millions							
Purchase commitments	\$ 621.3	\$ 520.1	\$ 468.8	\$ 435.6	\$ 79.9	\$ 36.9	\$ 2,162.6
Network and connectivity commitments	80.3	48.6	11.0	7.9	7.5	0.2	155.5
Programming commitments	108.6	17.6	8.0	0.1	—	—	134.3
Other commitments	344.5	178.7	17.6	11.2	7.8	6.3	566.1
Total	<u>\$ 1,154.7</u>	<u>\$ 765.0</u>	<u>\$ 505.4</u>	<u>\$ 454.8</u>	<u>\$ 95.2</u>	<u>\$ 43.4</u>	<u>\$ 3,018.5</u>

Purchase commitments include unconditional and legally binding obligations related to (i) certain service-related commitments, including software development, information technology, maintenance and call center services and (ii) the purchase of CPE.

Network and connectivity commitments include certain equipment and service-related commitments at Telenet.

Programming commitments consist of obligations associated with certain of our programming, studio output and sports rights contracts that are enforceable and legally binding on us as we have agreed to pay minimum fees without regard to (i) the actual number of subscribers to the programming services, (ii) whether we terminate service to a portion of our subscribers or dispose of a portion of our distribution systems or (iii) whether we discontinue our premium sports services. Programming commitments do not include increases in future periods associated with contractual inflation or other price adjustments that are not fixed. Accordingly, the amounts reflected in the above table with respect to these contracts are significantly less than the amounts we expect to pay in these periods under these contracts. Historically, payments to programming vendors have represented a significant portion of our operating costs, and we expect this will continue to be the case in future periods. In this regard, our total programming and copyright costs aggregated \$406.3 million, \$424.6 million and \$407.2 million during 2024, 2023 and 2022, respectively.

Other commitments include (i) our share of the funding commitment associated with the nexfibre JV and (ii) race management commitments associated with Formula E.

In addition to the commitments set forth in the table above, we have significant commitments under (i) derivative instruments and (ii) defined benefit plans and similar agreements, pursuant to which we expect to make payments in future periods. For information regarding our derivative instruments, including the net cash paid or received in connection with these instruments, see note 8. For information regarding our defined benefit plans, see note 16.

We also have commitments pursuant to agreements with, and obligations imposed by, franchise authorities and municipalities, which may include obligations in certain markets to move aerial cable to underground ducts or to upgrade, rebuild or extend portions of our broadband communication systems. Such amounts are not included in the above table because they are not fixed or determinable.

Furthermore, in connection with a future sale of our interest in, or an IPO of, Formula E, we have agreed to pay a third party a portion of our economic gain. We estimate that this contingent obligation is not currently significant.

**LIBERTY GLOBAL LTD.**  
**Notes to Consolidated Financial Statements — (Continued)**  
**December 31, 2024, 2023 and 2022**

We have established various defined contribution benefit plans for our and our subsidiaries' employees. Our aggregate expense for matching contributions under the various defined contribution employee benefit plans was \$16.6 million, \$17.4 million and \$15.5 million during 2024, 2023 and 2022, respectively.

***Guarantees and Other Credit Enhancements***

In the ordinary course of business, we may provide (i) indemnifications to our lenders, our vendors and certain other parties and (ii) performance and/or financial guarantees to local municipalities, our customers and vendors. Historically, these arrangements have not resulted in our company making any material payments and we do not believe that they will result in material payments in the future.

***Legal and Regulatory Proceedings and Other Contingencies***

***Interkabel Acquisition.*** On November 26, 2007, Telenet and four associations of municipalities in Belgium, which we refer to as the pure intercommunales or the "**PICs**," announced a non-binding agreement-in-principle to transfer the analog and digital television activities of the PICs, including all existing subscribers, to Telenet. Subsequently, Telenet and the PICs entered into a binding agreement (the **2008 PICs Agreement**), which closed effective October 1, 2008. Beginning in December 2007, Proximus NV/SA (**Proximus**), the incumbent telecommunications operator in Belgium, instituted several proceedings seeking to block implementation of these agreements. Proximus lodged summary proceedings with the President of the Court of First Instance of Antwerp to obtain a provisional injunction preventing the PICs from effecting the agreement-in-principle and initiated a civil procedure on the merits claiming the annulment of the agreement-in-principle. In March 2008, the President of the Court of First Instance of Antwerp ruled in favor of Proximus in the summary proceedings, which ruling was overturned by the Court of Appeal of Antwerp in June 2008. Proximus brought an appeal judgment before the Belgian Supreme Court, which confirmed the appeal judgment in September 2010. On April 6, 2009, the Court of First Instance of Antwerp ruled in favor of the PICs and Telenet in the civil procedure on the merits, dismissing Proximus' request for the rescission of the agreement-in-principle and the 2008 PICs Agreement. On June 12, 2009, Proximus appealed this judgment to the Court of Appeal of Antwerp. In this appeal, Proximus also sought compensation for damages. While these proceedings were suspended indefinitely, other proceedings were initiated, which resulted in a ruling by the Belgian Council of State in May 2014 annulling (i) the decision of the PICs not to organize a public market consultation and (ii) the decision from the PICs' board of directors to approve the 2008 PICs Agreement. In December 2015, Proximus resumed the civil proceedings pending with the Court of Appeal of Antwerp seeking to have the 2008 PICs Agreement annulled and claiming damages of €1.4 billion (\$1.4 billion). On December 18, 2017, the Court of Appeal of Antwerp rejected Proximus' claim in its entirety. On June 28, 2019, Proximus brought this appeal judgment before the Belgian Supreme Court. On January 22, 2021, the Belgian Supreme Court partially annulled the judgment of the Court of Appeal of Antwerp. The case was referred to the Court of Appeal of Brussels and is currently pending with this Court which will need to make a new decision on the matter within the boundaries of the annulment by the Belgian Supreme Court. It is likely that it will take the Court of Appeal of Brussels several years to decide on the matter.

No assurance can be given as to the outcome of these or other proceedings. However, an unfavorable outcome of existing or future proceedings could potentially lead to the annulment of the 2008 PICs Agreement. We do not expect the ultimate resolution of this matter to have a material impact on our results of operations, cash flows or financial position. No amounts have been accrued by us with respect to this matter as the likelihood of loss is not considered to be probable.

***Telekom Deutschland Litigation.*** On December 28, 2012, Unitymedia filed a lawsuit against Telekom Deutschland GmbH (**Telekom Deutschland**) in which Unitymedia asserted that it pays excessive prices for the co-use of Telekom Deutschland's cable ducts in Unitymedia's footprint. The Federal Network Agency approved rates for the co-use of certain ducts of Telekom Deutschland in March 2011. Based in part on these approved rates, Unitymedia sought a reduction of the annual lease fees by approximately five-sixths. In addition, Unitymedia sought the return of similarly calculated overpayments from 2009 through the ultimate settlement date, plus accrued interest. In October 2016, the first instance court dismissed this action, and in March 2018, the court of appeal dismissed Unitymedia's appeal of the first instance court's decision. Unitymedia has since successfully appealed the case to the Federal Court of Justice, and proceedings continue before the German courts. The resolution of this matter may take several years and no assurance can be given that Unitymedia's claims will be successful. In connection with our sale of our former operations in Germany, Romania, Hungary and the Czech Republic to Vodafone (the **Vodafone Disposal Group**) in 2019, we will only share in 50% of any amounts recovered, plus 50% of the net present value of certain cost savings in future periods that are attributable to the favorable resolution of this matter, less 50% of associated legal or other third-party fees paid post-completion of the sale of the Vodafone Disposal Group. Any amount we may recover related

**LIBERTY GLOBAL LTD.**  
**Notes to Consolidated Financial Statements — (Continued)**  
**December 31, 2024, 2023 and 2022**

to this matter will not be reflected in our consolidated financial statements until such time as the final disposition of this matter has been reached.

*Other Contingency Matters.* In connection with the dispositions of certain of our operations, we provided tax indemnities to the counterparties for certain tax liabilities that could arise from the period we owned the respective operations, the amounts of which could be significant, subject to certain thresholds. No amounts have been accrued by our company related to unasserted claims for indemnification, as the likelihood of any loss is not considered to be probable. Further, Liberty Global may be entitled to certain amounts that our disposed operations may recover from taxing authorities. Any such amounts will not be reflected in our consolidated financial statements until such time as the final disposition of such matters has been reached.

*Other Regulatory Matters.* Broadband internet, video distribution, fixed-line telephony, mobile and content businesses are regulated in each of the countries in which we or our affiliates operate. The scope of regulation varies from country to country, although in some significant respects regulation in European markets is harmonized under the regulatory structure of the E.U. Adverse regulatory developments could subject our businesses to a number of risks. Regulation, including conditions imposed on us by competition or other authorities as a requirement to close acquisitions or dispositions, could limit growth, revenue and the number and types of services offered and could lead to increased operating costs and property and equipment additions. Regulation may also restrict our operations and subject them to further competitive pressure, including pricing restrictions, interconnect and other access obligations and restrictions or controls on content, including content provided by third parties. Failure to comply with current or future regulation could expose our businesses to various penalties.

In addition to the foregoing items, we have contingent liabilities related to matters arising in the ordinary course of business, including (i) legal proceedings, (ii) issues involving VAT and wage, property, withholding and other tax issues and (iii) disputes over interconnection, programming, copyright and channel carriage fees. While we generally expect that the amounts required to satisfy these contingencies will not materially differ from any estimated amounts we have accrued, no assurance can be given that the resolution of one or more of these contingencies will not result in a material impact on our results of operations, cash flows or financial position in any given period. Due, in general, to the complexity of the issues involved and, in certain cases, the lack of a clear basis for predicting outcomes, we cannot provide a meaningful range of potential losses or cash outflows that might result from any unfavorable outcomes.

**(19) Segment Reporting**

Our CEO, whom we have determined to be our Chief Operating Decision Maker (**CODM**), views our business as three strategic platforms, “Liberty Telecom” (our converged broadband, video and mobile communications businesses), “Liberty Growth” (our global investment arm comprised of various technology, media/content, sports, digital infrastructure and other growth assets) and “Liberty Services” (our innovative technology and finance service platforms offered by our centralized functions), each as further discussed below. Performance of our business is assessed and resources are allocated by our CODM on a segment basis. We generally identify our reportable segments as (i) those consolidated subsidiaries that represent 10% or more of our total reportable segment revenue or proportionate Adjusted EBITDA (as defined below) or (ii) those equity method affiliates where revenue or our share of Adjusted EBITDA represents 10% or more of our total reportable segment revenue or proportionate Adjusted EBITDA, respectively. In certain cases, we may elect to include an operating segment in our segment disclosure that does not meet the above-described criteria for a reportable segment. Adjusted EBITDA is the primary measure used by our CODM to evaluate segment operating performance and make decisions about allocating resources to our operating segments. The CODM uses Adjusted EBITDA to evaluate income generated from our segment assets in deciding whether to reinvest profits into other areas of our business, such as for acquisitions or investments. Adjusted EBITDA is also used to monitor budget versus actual results, which is used in assessing the performance of segments in comparison with one another and in establishing management’s compensation. The significant accounting policies of our segments are the same as those described in note 3. In addition, our CODM reviews non-financial measures such as customer growth, as appropriate, but does not review any measure of total assets.

As we use the term, “**Adjusted EBITDA**” is defined as earnings (loss) from continuing operations before net income tax benefit (expense), other non-operating income or expenses, net share of results of affiliates, net gains (losses) on debt extinguishment, net realized and unrealized gains (losses) due to changes in fair values of certain investments, net foreign currency transaction gains (losses), net gains (losses) on derivative instruments, net interest expense, depreciation and amortization, share-based compensation, provisions and provision releases related to significant litigation and impairment, restructuring and other operating items. Other operating items include (i) gains and losses on the disposition of long-lived assets, (ii) third-party costs directly associated with successful and unsuccessful acquisitions and dispositions, including legal, advisory and due diligence fees, as applicable, and (iii) other acquisition-related items, such as gains and losses on the settlement of contingent consideration. Our internal decision makers believe Adjusted EBITDA is a meaningful measure because it represents a transparent view of our recurring operating performance that is unaffected by our capital structure and allows management to (a) readily view operating trends, (b) perform analytical comparisons and benchmarking between segments and (c) identify strategies to improve operating performance in the different countries in which we operate. A reconciliation of total reportable segment Adjusted EBITDA to earnings (loss) from continuing operations before income taxes is presented below.

As of December 31, 2024, our reportable segments are as follows:

**Consolidated:**

- Telenet
- VM Ireland

**Nonconsolidated:**

- VMO2 JV
- VodafoneZiggo JV

Telenet, VM Ireland, the VMO2 JV and the VodafoneZiggo JV are included in our “Liberty Telecom” strategic platform and derive their revenue primarily from residential and B2B communications services, including broadband internet, video, fixed-line telephony and mobile services.

Our previously defined “*Central and Other*” reportable segment has been reorganized into various other operating segments, which are not separately or in the aggregate identified as reportable segments. Prior periods have been revised in accordance with this reorganization.

**LIBERTY GLOBAL LTD.**  
**Notes to Consolidated Financial Statements — (Continued)**  
**December 31, 2024, 2023 and 2022**

The “Liberty Growth” strategic platform, included in the “all other category”, comprises certain investments in technology, media/content, sports and digital infrastructure companies that we view as scalable businesses, which derive their revenue from providing various goods, services and content to customers (**Liberty Growth**).

The “Liberty Services” strategic platform, included in the “all other category”, primarily includes our technology and services operating segments that generate revenue through sales of CPE to our reportable segments and certain third parties, and providing certain centralized back office functions, including network operations and technology solutions (**Liberty Services**).

We also have certain corporate activities that are included in the “all other category”, which include (i) revenue associated with certain finance and administrative services provided to various third parties and affiliates pursuant to service agreements and (ii) costs associated with certain centralized functions including billing systems, marketing, facilities, finance and other administrative functions.

Liberty Growth, Liberty Services and our corporate activities are all included in the “all other category” as they do not meet the reportable segment quantitative thresholds.

We present only the reportable segments of our continuing operations in the tables below.

Our centrally-managed technology and innovation function (our **T&I Function**) provides, and allocates charges for, certain products and services to our reportable segments (the **Tech Framework**). These products and services include CPE hardware and related essential software, maintenance, hosting and other services. Our reportable segments capitalize the combined cost of the CPE hardware and a portion of the essential software as property and equipment additions and the corresponding amounts charged by our T&I Function are reflected as revenue when earned.

During the second quarter of 2023, we determined to market and sell certain of our internally-developed software to third parties. As a result of these strategic and operational changes, from May 2023, proceeds from the licensing and related sale of products from this internally-developed software (including proceeds generated from our arrangements with the VMO2 JV and the VodafoneZiggo JV) were applied against the net book value of our existing internally-developed capitalized software. As of December 31, 2023, the net book value of our existing internally-developed software was reduced to zero, after which time we began recognizing revenue for such licensing and related sale of products. Further, from May 2023, we expense the costs of development of such software due to the fact that it is able to be externally marketed to third parties. During the year ended December 31, 2023, revenue was reduced by \$127.7 million, including \$69.3 million from the VMO2 JV and \$41.0 million from the VodafoneZiggo JV, as a result of this change and the associated accounting treatment.

***Performance Measures of our Reportable Segments***

The amounts presented in the tables below represent 100% of each of our consolidated and nonconsolidated reportable segment’s revenue, expenses and Adjusted EBITDA, despite only holding a 50% noncontrolling interest in both the VMO2 JV and the VodafoneZiggo JV. We account for our 50% interest in both the VMO2 JV and the VodafoneZiggo JV as an equity method investment and as such, our share of the operating results of the VMO2 JV and the VodafoneZiggo JV is included in share of results of affiliates, net, in our consolidated statements of operations. The noncontrolling owners’ interests in the operating results of Telenet prior to the Telenet Takeover Bid, and other less significant majority-owned subsidiaries are reflected in net earnings or loss attributable to noncontrolling interests in our consolidated statements of operations.

**LIBERTY GLOBAL LTD.**  
**Notes to Consolidated Financial Statements — (Continued)**  
**December 31, 2024, 2023 and 2022**

	Revenue		
	Third-party and affiliate	Intersegment in millions	Total
<i>Year ended December 31, 2024:</i>			
Telenet	\$ 3,084.2	\$ 0.2	\$ 3,084.4
VM Ireland	487.9	3.5	491.4
VMO2 JV (nonconsolidated JV)	13,649.7	—	13,649.7
VodafoneZiggo JV (nonconsolidated JV)	4,450.5	—	4,450.5
Total reportable segment revenue	<u>\$ 21,672.3</u>	<u>\$ 3.7</u>	21,676.0
Plus: all other category (a)			1,013.6
Less: nonconsolidated JV revenue			(18,100.2)
Less: elimination of intercompany consolidated revenue (b)			(247.5)
Total consolidated revenue			<u>\$ 4,341.9</u>
<i>Year ended December 31, 2023:</i>			
Telenet	\$ 3,089.2	\$ —	\$ 3,089.2
VM Ireland	502.3	3.8	506.1
VMO2 JV (nonconsolidated JV)	13,574.1	—	13,574.1
VodafoneZiggo JV (nonconsolidated JV)	4,450.5	—	4,450.5
Total reportable segment revenue	<u>\$ 21,616.1</u>	<u>\$ 3.8</u>	21,619.9
Plus: all other category (a)			776.2
Less: nonconsolidated JV revenue			(18,024.6)
Less: elimination of intercompany consolidated revenue (b)			(255.7)
Total consolidated revenue			<u>\$ 4,115.8</u>
<i>Year ended December 31, 2022:</i>			
Telenet	\$ 2,807.3	\$ —	\$ 2,807.3
VM Ireland	491.4	3.3	494.7
VMO2 JV (nonconsolidated JV)	12,857.2	—	12,857.2
VodafoneZiggo JV (nonconsolidated JV)	4,284.6	—	4,284.6
Total reportable segment revenue	<u>\$ 20,440.5</u>	<u>\$ 3.3</u>	20,443.8
Plus: all other category (a)			960.9
Less: nonconsolidated JV revenue			(17,141.8)
Less: elimination of intercompany consolidated revenue (b)			(245.4)
Total consolidated revenue			<u>\$ 4,017.5</u>

(a) Amounts include revenue from (i) third parties and affiliates of \$174.9 million, \$142.3 million and \$203.7 million, respectively, (ii) services agreements with our nonconsolidated JV reportable segments, as further described in note 7, of \$594.9 million, \$382.0 million and \$515.1 million, respectively, and (iii) our consolidated reportable segments of \$243.8 million, \$251.9 million and \$242.1 million.

(b) Primarily reflects the elimination of (i) the revenue recognized related to the Tech Framework and (ii) transactions between our continuing and discontinued operations.

**LIBERTY GLOBAL LTD.**  
**Notes to Consolidated Financial Statements — (Continued)**  
**December 31, 2024, 2023 and 2022**

The expense categories and amounts presented below align with the segment-level information that is regularly provided to the CODM. These amounts include intersegment expenses and are exclusive of share-based compensation expense.

	Year ended December 31,					
	2024		2023		2022	
	Programming and other direct costs of services	Operating expenses	Programming and other direct costs of services	Operating expenses	Programming and other direct costs of services	Operating expenses
	in millions					

Consolidated reportable segments:

Telenet	\$ 764.5	\$ 1,027.7	\$ 789.1	\$ 984.9	\$ 657.9	\$ 849.8
VM Ireland	\$ 127.7	\$ 185.4	\$ 139.0	\$ 185.7	\$ 134.2	\$ 176.9

Nonconsolidated reportable segments:

VMO2 JV	\$ 4,710.7	\$ 4,435.6	\$ 4,645.4	\$ 4,397.4	\$ 4,238.6	\$ 4,056.4
VodafoneZiggo JV	\$ 912.2	\$ 1,504.4	\$ 903.9	\$ 1,574.1	\$ 886.6	\$ 1,380.0

**Adjusted EBITDA**

	Year ended December 31,		
	2024	2023	2022
	in millions		
Telenet	\$ 1,292.2	\$ 1,315.2	\$ 1,299.6
VM Ireland	178.3	181.4	183.6
VMO2 JV (nonconsolidated JV)	4,503.4	4,531.3	4,562.2
VodafoneZiggo JV (nonconsolidated JV)	2,033.9	1,972.5	2,018.0
Total reportable segment Adjusted EBITDA	\$ 8,007.8	\$ 8,000.4	\$ 8,063.4

**LIBERTY GLOBAL LTD.**  
**Notes to Consolidated Financial Statements — (Continued)**  
**December 31, 2024, 2023 and 2022**

The following table provides a reconciliation of total reportable segment Adjusted EBITDA to earnings (loss) from continuing operations before income taxes:

	Year ended December 31,		
	2024	2023	2022
	in millions		
Total reportable segment Adjusted EBITDA	\$ 8,007.8	\$ 8,000.4	\$ 8,063.4
Plus: all other category (a)	(188.7)	(215.1)	75.2
Less: nonconsolidated JV Adjusted EBITDA	(6,537.3)	(6,503.8)	(6,580.2)
Less: intercompany consolidated eliminations (b)	(122.0)	(131.1)	(129.4)
Share-based compensation expense	(168.3)	(204.8)	(163.2)
Depreciation and amortization	(1,002.0)	(1,216.4)	(1,093.6)
Impairment, restructuring and other operating items, net	(49.6)	(43.0)	(62.3)
Operating income (loss)	(60.1)	(313.8)	109.9
Interest expense	(574.7)	(505.0)	(300.9)
Realized and unrealized gains on derivative instruments, net	315.2	78.3	854.4
Foreign currency transaction gains (losses), net	1,756.5	(719.7)	1,298.8
Realized and unrealized losses due to changes in fair values of certain investments, net	(28.4)	(556.6)	(317.0)
Share of results of affiliates, net	(205.6)	(2,018.4)	(1,268.3)
Gain on sale of All3Media	242.9	—	—
Gain associated with the Formula E Acquisition	190.7	—	—
Gain associated with the Telenet Wyre Transaction	—	377.8	—
Gain on Telenet Tower Sale	—	—	700.5
Other income, net	201.8	211.4	101.0
Earnings (loss) from continuing operations before income taxes	<u>\$ 1,838.3</u>	<u>\$ (3,446.0)</u>	<u>\$ 1,178.4</u>

- (a) Amounts include development costs related to our internally-developed software subsequent to our decision in May 2023 to externally market such software.
- (b) Amounts relate to (i) the Adjusted EBITDA impact related to the Tech Framework and (ii) transactions between our continuing and discontinued operations.

**LIBERTY GLOBAL LTD.**  
**Notes to Consolidated Financial Statements — (Continued)**  
**December 31, 2024, 2023 and 2022**

***Property and Equipment Additions of our Reportable Segments***

The property and equipment additions of our reportable segments (including capital additions financed under capital-related vendor financing or finance lease arrangements) are presented below and reconciled to the capital expenditure amounts included in our consolidated statements of cash flows. For additional information concerning capital additions financed under vendor financing and finance lease arrangements, see notes 10 and 12, respectively.

	<b>Year ended December 31,</b>		
	<b>2024</b>	<b>2023</b>	<b>2022</b>
	<b>in millions</b>		
Telenet	\$ 876.6	\$ 746.6	\$ 643.0
VM Ireland	173.4	176.7	147.4
VMO2 JV	2,661.3	2,478.9	2,785.0
VodafoneZiggo JV	928.9	989.8	999.3
Total reportable segment property and equipment additions	4,640.2	4,392.0	4,574.7
Plus: all other category (a)	49.7	129.1	259.9
Less: nonconsolidated JV property and equipment additions	(3,590.2)	(3,468.7)	(3,784.3)
Less: elimination of intercompany consolidated property and equipment additions (b)	(37.8)	(38.0)	(37.1)
Total consolidated property and equipment additions	1,061.9	1,014.4	1,013.2
Assets acquired under capital-related vendor financing arrangements	(76.8)	(96.3)	(72.2)
Assets acquired under finance leases	(7.4)	(20.9)	(33.8)
Changes in current liabilities related to capital expenditures	(69.2)	24.7	(15.9)
Total capital expenditures, net	<u>\$ 908.5</u>	<u>\$ 921.9</u>	<u>\$ 891.3</u>

(a) Includes (i) property and equipment additions representing centrally-owned assets that benefit other operating segments, including development costs related to our internally-developed software prior to our decision to externally market such software during the second quarter of 2023, and (ii) the net impact of certain centrally-procured network equipment that is ultimately transferred to other operating segments.

(b) Represents eliminations primarily related to the charges under the Tech Framework to each respective consolidated reportable segment related to the portion of the charges attributed to centrally-held internally developed technology that is embedded within our various CPE, as well as any applicable markup.

**LIBERTY GLOBAL LTD.**  
**Notes to Consolidated Financial Statements — (Continued)**  
**December 31, 2024, 2023 and 2022**

**Revenue by Major Category**

Our revenue by major category is set forth below:

	Year ended December 31,		
	2024	2023	2022
	in millions		
Residential revenue:			
Residential fixed revenue (a):			
Subscription revenue (b):			
Broadband internet	\$ 890.6	\$ 872.0	\$ 804.9
Video	598.2	616.2	602.1
Fixed-line telephony	196.0	217.0	229.0
Total subscription revenue	1,684.8	1,705.2	1,636.0
Non-subscription revenue	21.6	21.3	30.0
Total residential fixed revenue	1,706.4	1,726.5	1,666.0
Residential mobile revenue (c):			
Subscription revenue (b)	487.1	487.1	454.4
Non-subscription revenue	169.3	187.8	184.3
Total residential mobile revenue	656.4	674.9	638.7
Total residential revenue	2,362.8	2,401.4	2,304.7
B2B revenue (d):			
Subscription revenue	431.5	417.8	384.6
Non-subscription revenue	411.3	440.8	398.8
Total B2B revenue	842.8	858.6	783.4
Other revenue (e)	1,136.3	855.8	929.4
Total	\$ 4,341.9	\$ 4,115.8	\$ 4,017.5

- (a) Residential fixed subscription revenue includes amounts received from subscribers for ongoing services and the recognition of deferred installation revenue over the associated contract period. Residential fixed non-subscription revenue includes, among other items, channel carriage fees, late fees and revenue from the sale of equipment.
- (b) Residential subscription revenue from subscribers who purchase bundled services at a discounted rate is generally allocated proportionally to each service based on the standalone price for each individual service. As a result, changes in the standalone pricing of our fixed and mobile products or the composition of bundles can contribute to changes in our product revenue categories from period to period.
- (c) Residential mobile subscription revenue includes amounts received from subscribers for ongoing services. Residential mobile non-subscription revenue includes, among other items, interconnect revenue and revenue from sales of mobile handsets and other devices.
- (d) B2B subscription revenue represents revenue from (i) services provided to small or home office (SOHO) subscribers and (ii) mobile services provided to medium and large enterprises. SOHO subscribers pay a premium price to receive expanded service levels along with broadband internet, video, fixed-line telephony or mobile services that are the same or similar to the mass marketed products offered to our residential subscribers. B2B non-subscription revenue includes (a) revenue from business broadband internet, video, fixed-line telephony and data services offered to medium and large enterprises and, fixed-line and mobile services on a wholesale basis, to other operators and (b) revenue from long-term leases of portions of our network.

**LIBERTY GLOBAL LTD.**  
**Notes to Consolidated Financial Statements — (Continued)**  
**December 31, 2024, 2023 and 2022**

- (e) Other revenue includes, among other items, (i) broadcasting revenue at Telenet and VM Ireland, (ii) revenue earned from the U.K. JV Services and NL JV Services and (iii) revenue earned from the sale of CPE to the VMO2 JV and the VodafoneZiggo JV.

**Geographic Segments**

The revenue of our geographic segments is set forth below:

	Year ended December 31,		
	2024	2023	2022
	in millions		
Belgium	\$ 2,921.1	\$ 2,948.2	\$ 2,807.3
Ireland	491.4	506.1	494.7
Slovakia	51.1	51.8	49.9
Other, including elimination of intercompany consolidated revenue (a)	878.3	609.7	665.6
<b>Total</b>	<b>\$ 4,341.9</b>	<b>\$ 4,115.8</b>	<b>\$ 4,017.5</b>
<b>VMO2 JV (U.K.)</b>	<b>\$ 13,649.7</b>	<b>\$ 13,574.1</b>	<b>\$ 12,857.2</b>
<b>VodafoneZiggo JV (Netherlands)</b>	<b>\$ 4,450.5</b>	<b>\$ 4,450.5</b>	<b>\$ 4,284.6</b>

- (a) Revenue from our other geographic segments primarily relates to (i) the activities within our Liberty Services strategic platform and our corporate activities, as described above, most of which are located in the Netherlands and the U.K., and (ii) certain other operations at Telenet, primarily in the U.S. and Luxembourg.

The long-lived assets, which we define as property and equipment, net and ROU assets, of our geographic segments are set forth below:

	December 31,	
	2024	2023
	in millions	
Belgium	\$ 4,022.3	\$ 4,104.6
Ireland	696.2	677.7
Slovakia	51.2	57.3
Other (a)	322.6	296.8
Consolidated intercompany eliminations	(55.8)	(69.9)
<b>Total</b>	<b>\$ 5,036.5</b>	<b>\$ 5,066.5</b>
<b>VMO2 JV (U.K.)</b>	<b>\$ 12,061.1</b>	<b>\$ 11,442.6</b>
<b>VodafoneZiggo JV (Netherlands)</b>	<b>\$ 5,156.0</b>	<b>\$ 5,605.9</b>

- (a) Primarily relates to (i) certain long-lived assets associated with our corporate activities located in the Netherlands, the U.K. and the U.S. and (ii) certain other operations at Telenet, primarily in the U.S. and Luxembourg.

**LIBERTY GLOBAL LTD.**  
**Notes to Consolidated Financial Statements — (Continued)**  
**December 31, 2024, 2023 and 2022**

**(20) Quarterly Financial Information (Unaudited)**

	2024			
	1 <sup>st</sup> quarter	2 <sup>nd</sup> quarter	3 <sup>rd</sup> quarter	4 <sup>th</sup> quarter
in millions, except per share amounts				
<b>Revenue:</b>				
As previously reported	\$ 1,945.1	\$ 1,873.7	\$ 1,935.2	\$ 1,123.2
Effect of discontinued operations (note 6)	(853.8)	(815.8)	(865.7)	—
As adjusted	<u>\$ 1,091.3</u>	<u>\$ 1,057.9</u>	<u>\$ 1,069.5</u>	<u>\$ 1,123.2</u>
<b>Operating income (loss):</b>				
As previously reported	\$ 22.6	\$ 19.1	\$ 101.3	\$ (48.2)
Effect of discontinued operations (note 6)	(34.9)	(52.1)	(67.9)	—
As adjusted	<u>\$ (12.3)</u>	<u>\$ (33.0)</u>	<u>\$ 33.4</u>	<u>\$ (48.2)</u>
<b>Earnings (loss) from continuing operations:</b>				
As previously reported	\$ 527.0	\$ 275.2	\$ (1,410.9)	\$ 2,334.2
Effect of discontinued operations (note 6)	107.5	48.9	(12.8)	—
As adjusted	<u>\$ 634.5</u>	<u>\$ 324.1</u>	<u>\$ (1,423.7)</u>	<u>\$ 2,334.2</u>
<b>Earnings (loss) from continuing operations attributable to Liberty Global shareholders:</b>				
As previously reported	\$ 510.0	\$ 268.1	\$ (1,434.1)	\$ 2,323.6
Effect of discontinued operations (note 6)	107.5	48.9	(12.8)	—
As adjusted	<u>\$ 617.5</u>	<u>\$ 317.0</u>	<u>\$ (1,446.9)</u>	<u>\$ 2,323.6</u>
Net earnings (loss)	<u>\$ 527.0</u>	<u>\$ 275.2</u>	<u>\$ (1,410.9)</u>	<u>\$ 2,254.6</u>
Net earnings (loss) attributable to Liberty Global shareholders	<u>\$ 510.0</u>	<u>\$ 268.1</u>	<u>\$ (1,434.1)</u>	<u>\$ 2,244.0</u>
<b>Basic earnings (loss) attributable to Liberty Global shareholders per share (note 3):</b>				
Continuing operations	\$ 1.63	\$ 0.85	\$ (3.99)	\$ 6.54
Discontinued operations	(0.28)	(0.13)	0.04	(0.22)
	<u>\$ 1.35</u>	<u>\$ 0.72</u>	<u>\$ (3.95)</u>	<u>\$ 6.32</u>
<b>Diluted earnings (loss) attributable to Liberty Global shareholders per share (note 3):</b>				
Continuing operations	\$ 1.60	\$ 0.84	\$ (3.99)	\$ 6.33
Discontinued operations	(0.28)	(0.13)	0.04	(0.22)
	<u>\$ 1.32</u>	<u>\$ 0.71</u>	<u>\$ (3.95)</u>	<u>\$ 6.11</u>

**LIBERTY GLOBAL LTD.**  
**Notes to Consolidated Financial Statements — (Continued)**  
**December 31, 2024, 2023 and 2022**

	2023			
	1 <sup>st</sup> quarter	2 <sup>nd</sup> quarter	3 <sup>rd</sup> quarter	4 <sup>th</sup> quarter
in millions, except per share amounts				
<b>Revenue:</b>				
As previously reported	\$ 1,868.4	\$ 1,848.0	\$ 1,854.5	\$ 1,920.5
Effect of discontinued operations (note 6)	(806.2)	(815.7)	(857.1)	(896.6)
As adjusted	<u>\$ 1,062.2</u>	<u>\$ 1,032.3</u>	<u>\$ 997.4</u>	<u>\$ 1,023.9</u>
<b>Operating income (loss):</b>				
As previously reported	\$ 37.4	\$ (49.2)	\$ (27.4)	\$ (205.3)
Effect of discontinued operations (note 6)	(19.1)	(17.6)	(65.4)	32.8
As adjusted	<u>\$ 18.3</u>	<u>\$ (66.8)</u>	<u>\$ (92.8)</u>	<u>\$ (172.5)</u>
<b>Earnings (loss) from continuing operations:</b>				
As previously reported	\$ (713.5)	\$ (511.3)	\$ 822.7	\$ (3,471.7)
Effect of discontinued operations (note 6)	36.2	33.3	37.1	108.1
As adjusted	<u>\$ (677.3)</u>	<u>\$ (478.0)</u>	<u>\$ 859.8</u>	<u>\$ (3,363.6)</u>
<b>Earnings (loss) from continuing operations attributable to Liberty Global shareholders:</b>				
As previously reported	\$ (721.4)	\$ (499.6)	\$ 659.2	\$ (3,489.9)
Effect of discontinued operations (note 6)	36.2	33.3	37.1	108.1
As adjusted	<u>\$ (685.2)</u>	<u>\$ (466.3)</u>	<u>\$ 696.3</u>	<u>\$ (3,381.8)</u>
Net earnings (loss)	<u>\$ (713.5)</u>	<u>\$ (511.3)</u>	<u>\$ 822.7</u>	<u>\$ (3,471.7)</u>
Net earnings (loss) attributable to Liberty Global shareholders	<u>\$ (721.4)</u>	<u>\$ (499.6)</u>	<u>\$ 659.2</u>	<u>\$ (3,489.9)</u>
<b>Basic earnings (loss) attributable to Liberty Global shareholders per share (note 3):</b>				
Continuing operations	\$ (1.51)	\$ (1.05)	\$ 1.67	\$ (8.64)
Discontinued operations	(0.08)	(0.08)	(0.09)	(0.28)
	<u>\$ (1.59)</u>	<u>\$ (1.13)</u>	<u>\$ 1.58</u>	<u>\$ (8.92)</u>
<b>Diluted earnings (loss) attributable to Liberty Global shareholders per share (note 3):</b>				
Continuing operations	\$ (1.51)	\$ (1.05)	\$ 1.66	\$ (8.64)
Discontinued operations	(0.08)	(0.08)	(0.09)	(0.28)
	<u>\$ (1.59)</u>	<u>\$ (1.13)</u>	<u>\$ 1.57</u>	<u>\$ (8.92)</u>

### PART III

The capitalized terms used in Part III of this Annual Report on Form 10-K are defined in the notes to our consolidated financial statements. In the following text, the terms, “we,” “our,” “our company” and “us” may refer, as the context requires, to Liberty Global or collectively to Liberty Global and its subsidiaries.

Except as indicated below, the following required information is incorporated by reference to our definitive proxy statement for our 2025 Annual Meeting of Shareholders, which we intend to hold during the second quarter of 2025.

Item 10. DIRECTORS, EXECUTIVE OFFICERS AND CORPORATE GOVERNANCE

The information required by Item 408(b)(1) of Regulation S-K is included below and accordingly will not be incorporated by reference to our definitive proxy statement.

Item 11. EXECUTIVE COMPENSATION

Item 12. SECURITY OWNERSHIP OF CERTAIN BENEFICIAL OWNERS AND MANAGEMENT AND RELATED STOCKHOLDER MATTERS

The information required by Item 201(d) of Regulation S-K is included below and accordingly will not be incorporated by reference to our definitive proxy statement.

Item 13. CERTAIN RELATIONSHIPS AND RELATED TRANSACTIONS, AND DIRECTOR INDEPENDENCE

Item 14. PRINCIPAL ACCOUNTANT FEES AND SERVICES

Our independent registered public accounting firm is KPMG LLP, Denver, CO  
Auditor Firm ID: 185

We intend to file our definitive proxy statement for our 2025 Annual Meeting of Shareholders with the Securities and Exchange Commission on or before April 28, 2025.

#### **Item 10. DIRECTORS, EXECUTIVE OFFICERS AND CORPORATE GOVERNANCE**

##### ***Insider Trading Policy***

Liberty Global has an insider trading policy governing the purchase, sale, and other dispositions of Liberty Global’s securities that applies to all Liberty Global personnel, including directors, officers and employees. Liberty Global also follows procedures for the repurchase of its securities. We believe our insider trading policy and repurchase procedures are reasonably designed to promote compliance with insider trading laws, rules and regulations, and listing standards applicable to Liberty Global. A copy of Liberty Global’s insider trading policy is filed as Exhibit 19.1 to this Annual Report on Form 10-K.

**Item 12. SECURITY OWNERSHIP OF CERTAIN BENEFICIAL OWNERS AND MANAGEMENT AND RELATED SHAREHOLDER MATTERS**

**Securities Authorized for Issuance Under Equity Compensation Plans**

The following table sets forth information as of December 31, 2024 with respect to our common shares that are authorized for issuance under our equity compensation plans.

***Equity Compensation Plan Information***

Plan Category	Number of securities to be issued upon exercise of outstanding options, warrants and rights (1)(2)	Weighted average exercise price of outstanding options, warrants and rights (1)(2)	Number of securities available for future issuance under equity compensation plans (excluding securities reflected in the first column)
<b>Equity compensation plans approved by security holders:</b>			
<b>Liberty Global 2023 Incentive Plan (3):</b>			38,692,888
Liberty Global Class A common shares	6,286,319	\$ 9.68	
Liberty Global Class C common shares	9,125,285	\$ 10.21	
<b>Liberty Global 2014 Incentive Plan (4):</b>			
Liberty Global Class A common shares	36,847,379	\$ 15.20	
Liberty Global Class C common shares	83,400,125	\$ 15.00	
<b>Liberty Global 2014 Nonemployee Director Incentive Plan (4):</b>			
Liberty Global Class A common shares	961,156	\$ 16.35	
Liberty Global Class C common shares	4,409,818	\$ 14.23	
<b>Equity compensation plans not approved by security holders:</b>			
None	—		—
<b>Totals:</b>			
Total common shares available for issuance			38,692,888
Liberty Global Class A common shares	44,094,854		
Liberty Global Class C common shares	96,935,228		

(1) This table includes (i) SARs and PSARs with respect to 37,698,206 and 5,236,652 Liberty Global Class A common shares, respectively, and 81,533,069 and 10,198,174 Liberty Global Class C common shares, respectively. Upon exercise, the appreciation of a SAR, which is the difference between the base price of the SAR and the then-market value of the respective underlying class of common shares or in certain cases, if lower, a specified price, may be paid in shares of the applicable class of common shares. Based upon the respective market prices of Liberty Global Class A and Class C common shares at December 31, 2024 and excluding any related tax effects, 3,180,599 and 5,586,122 Liberty Global Class A and Liberty Global Class C common shares, respectively, would have been issued if all outstanding and in-the-money SARs had been exercised on December 31, 2024. For further information, see note 15 to our consolidated financial statements.

(2) In addition to the option, SAR and PSAR information included in this table, there are outstanding RSU and PSU awards under the various incentive plans with respect to an aggregate of 4,659,987 and 7,466,641, Liberty Global Class A and Liberty Global Class C common shares, respectively.

(3) The Liberty Global 2023 Incentive Plan permits grants of, or with respect to, Liberty Global Class A, Class B, or Class C common shares subject to a single aggregate limit of 43,284,342 shares, subject to anti-dilution adjustments. As of December 31, 2024, an aggregate of 38,692,888 common shares were available for issuance pursuant to the incentive plan but, consistent with the terms and intent of the Liberty Global 2023 Incentive Plan, we expect the compensation

committee of our board of directors to upwardly adjust the number of shares available for grant as a result of the Spin-off. For further information, see note 15 to our consolidated financial statements.

- (4) On June 14, 2023, our shareholders approved the Liberty Global 2023 Incentive Plan and, accordingly, no further awards will be granted under the Liberty Global 2014 Incentive Plan or the Liberty Global 2014 Nonemployee Director Incentive Plan.

## PART IV

### Item 15. EXHIBITS, FINANCIAL STATEMENT SCHEDULES

#### (a) (1) FINANCIAL STATEMENTS

The financial statements required under this Item begin on page II-41 of this Annual Report on Form 10-K.

#### (a) (2) FINANCIAL STATEMENT SCHEDULES

The financial statement schedules required under this Item are as follows:

Schedule II - Valuation and Qualifying Accounts

[IV-6](#)

#### (a) (3) EXHIBITS

Listed below are the exhibits filed as part of this Annual Report on Form 10-K (according to the number assigned to them in Item 601 of Regulation S-K). Each reference to the Registrant includes the Registrant's predecessors, as applicable.

#### 2 -- Plan of Acquisition, Reorganization, Arrangement, Liquidation or Succession:

2.1 [Sale and Purchase Agreement, dated as of September 22, 2021, by and among Liberty Global plc, UPC Poland Holding B.V., P4 sp.z o.o. and Iliad S.A. \(incorporated by reference to Exhibit 2.1 to the Registrant's Current Report on Form 8-K filed September 23, 2021 \(File No. 001-35961\)\)](#),\*\*\*

2.2 [Master Separation Agreement, dated as of September 9, 2024, by and between Liberty Global Ltd. and Sunrise Communications AG \(incorporated by reference to Annex A to the Registrant's Proxy Statement on Schedule 14A filed September 20, 2024 \(File No. 001-35961\)\)](#).

#### 3 -- Articles of Incorporation and Bylaws:

3.1 [Bye-Laws of Liberty Global Ltd., adopted on November 23, 2023 \(incorporated by reference to Exhibit 3.1 to the Registrant's Current Report on Form 8-K filed November 24, 2023 \(File No. 001-35961\)\)](#).

#### 4 -- Instruments Defining the Rights of Securities Holders, including Indentures:

4.1 [Description of the Registrant's Securities Registered Pursuant to Section 12 of the Securities Exchange Act of 1934 \(incorporated by reference to Exhibit 4.1 to the Registrant's Annual Report on Form 10-K filed February 15, 2024 \(File No. 001-35961\)\)](#).

#### ***Borrowing Obligations of Telenet Group***

4.2 [Indenture dated December 13, 2017 between Telenet Finance Luxembourg Notes S.a.r.l., The Bank of New York Mellon, London Branch, as Trustee and Security Trustee and The Bank of New York Mellon SA/NV, Luxembourg Branch, as Transfer Agent and Registrar \(incorporated by reference to Exhibit 4.4 to the Registrant's Current Report on Form 8-K filed December 18, 2017 \(File No. 000.35961\)\(the December 2017 8-K/A\)\)](#).

4.3 [Additional Facility AJ Accession Agreement dated December 13, 2017 and entered into between, among others, Telenet International Finance S.a.r.l. as the Borrower, Telenet Financing USD LLC as a Guarantor, The Bank of Nova Scotia as Facility Agent and KBC Bank NV as Security Agent \(incorporated by reference to Exhibit 4.5 to the December 2017 8-K/A\)](#).

4.4 [Additional Facility AK Accession Agreement dated December 13, 2017 and entered into between, among others, Telenet International Finance S.a.r.l. as the Borrower, Telenet Financing USD LLC as a Guarantor, The Bank of Nova Scotia as Facility Agent and KBC Bank NV as Security Agent \(incorporated by reference to Exhibit 4.6 to the December 2017 8-K/A\)](#).

4.5 [Telenet Supplemental Agreement \(Credit Agreement\) dated November 16, 2018 between among others, Telenet BVBA as the company, The Bank of Nova Scotia as facility agent and KBC Bank NV as security agent \(incorporated by reference to Exhibit 4.1 to the November 2018 8-K\)](#).

4.6 [Additional Facility AR Accession Agreement dated January 24, 2020 and entered into between, among others, Telenet Financing USD LLC as the Borrower, Telenet BVBA as a Guarantor and The Bank of Nova Scotia as the Facility Agent \(incorporated by reference to Exhibit 4.1 to the Registrant's Current Report on Form 8-K filed January 30, 2020 \(File No. 001-35961\) \(the January 30, 2020 8-K\)\)](#).

4.7 [Additional Facility AQ Accession Agreement dated January 24, 2020 and entered into between, among others, Telenet International Finance S.à r.l. as the Borrower, Telenet BVBA as a Guarantor and The Bank of Nova Scotia as the Facility Agent \(incorporated by reference to Exhibit 4.2 to the January 30, 2020 8-K\)](#).

- 4.8 [Supplemental Agreement dated April 6, 2020 between, among others, Telenet BV as company, The Bank of Nova Scotia as facility agent and KBC Bank NV as security agent and attached as a schedule thereto, a copy of the Amended and Restated Credit Agreement dated April 6, 2020, between, among others, Telenet BV as original borrower and The Bank of Nova Scotia as facility agent and KBC Bank NV as security agent \(incorporated by reference to Exhibit 4.1 to the Registrant's Current Report on Form 8-K filed April 10, 2020 \(File No. 001-35961\)\).](#)
- 4.9 [Supplemental Agreement dated June 30, 2023 between, among others, Telenet BV as company, The Bank of Nova Scotia as facility agent and KBC Bank NV as security agent and attached as a schedule thereto, a copy of the Amended and Restated Credit Agreement dated June 30, 2023, between, among others, Telenet BV as original borrower and The Bank of Nova Scotia as facility agent and KBC Bank NV as security agent. \(Incorporated by reference to Exhibit 4.1 to the Registrant's Current report on Form 8-K filed July 6, 2023 \(File No. 001-35961\)\).](#)

The Registrant undertakes to furnish to the Securities and Exchange Commission, upon request, a copy of all instruments with respect to long-term debt not filed herewith.

10 -- Material Contracts:

***Compensatory Plans or Arrangements***

- 10.1 [Deed of Assumption of Liberty Global Ltd. \(f/k/a Liberty Global plc\), dated June 7, 2013 \(incorporated by reference to Exhibit 10.1 to the Registrant's Current Report on Form 8-K filed June 7, 2013 \(File No. 001-35961\)\).](#)
- 10.2+ [Deferred Compensation Plan \(adopted effective December 15, 2008; Amended and Restated as of October 26, 2015\)\(incorporated by reference to Exhibit 10.29 to the Registrant's Annual Report on Form 10-K filed February 16, 2016 \(File No. 001-35961\)\).](#)
- 10.3+ [Nonemployee Director Deferred Compensation Plan \(Amended and Restated Effective December 11, 2015\)\(incorporated by reference to Exhibit 10.30 to the Registrant's Annual Report on Form 10-K filed February 16, 2016 \(File No. 001-35961\)\).](#)
- 10.4+ [Liberty Global 2014 Incentive Plan \(Amended and Restated effective November 24, 2023\) \(incorporated by reference to Exhibit 10.2 to the Registrant's Current Report on Form 8-K filed November 24, 2023 \(File No. 001-35961\)\).](#)
- 10.5+ [Form of Share Appreciation Rights Agreement between the Registrant and its Chief Executive Officer under the Liberty Global 2014 Incentive Plan \(incorporated by reference to Exhibit 10.2 to the Registrant's Quarterly Report on Form 10-Q filed August 4, 2016 \(File No. 001-35961\)\).](#)
- 10.6+ [Form of Performance Restricted Share Units Agreement \(SHIP\) under the Liberty Global 2014 Incentive Plan \(incorporated by reference to Exhibit 10.4 to the Registrant's Quarterly Report on Form 10-Q filed August 8, 2019 \(File No. 001-35961\)\).](#)
- 10.7+ [Form of Share Appreciation Rights Agreement under the Liberty Global 2014 Incentive Plan \(incorporated by reference to Exhibit 10.5 to the Registrant's Quarterly Report on Form 10-Q filed August 8, 2019 \(File No. 001-35961\)\).](#)
- 10.8+ [Form of Share Appreciation Rights Agreement between the Registrant and its Chief Executive Officer under the Liberty Global 2014 Incentive Plan \(incorporated by reference to Exhibit 10.1 to the Registrant's Quarterly Report on Form 10-Q filed November 6, 2019 \(File No. 001-35961\)\).](#)
- 10.9+ [Liberty Global 2020 Annual Performance Award Program for executive officers under the Liberty Global 2014 Incentive Plan \(description of said plan is incorporated by reference to the description thereof included in Item 5.02\(e\) of the Registrant's Current Report on Form 8-K filed April 3, 2020 \(File No. 001-35961\)\).](#)
- 10.10+ [Liberty Global 2020 Long-Term Equity Incentive Program for executive officers under the Liberty Global 2014 Incentive Plan \(description of said plan is incorporated by reference to the description thereof included in Item 5.02\(e\) of the Registrant's Current Report on Form 8-K filed April 3, 2020 \(File No. 001-35961\)\).](#)
- 10.11+ [Liberty Global 2021 Long-Term Equity Incentive Program for executive officers under the Liberty Global 2014 Incentive Plan \(description of said plan is incorporated by reference to the description thereof included in Item 5.02\(e\) of Registrant's Current Report on Form 8-K filed April 15, 2021 \(File No. 001-35961\)\).](#)
- 10.12+ [Liberty Global Compensation Policy for Nonemployee Directors effective June 14, 2023 \(incorporated by reference to Appendix A to the Registrant's Proxy Statement on Schedule 14A filed April 28, 2023 \(File No. 001-35961\)\).](#)
- 10.13+ [Liberty Global 2014 Nonemployee Director Incentive Plan \(Amended and Restated effective November 24, 2023\) \(incorporated by reference to Exhibit 10.3 to the Registrant's Current Report on Form 8-K filed November 24, 2023 \(File No. 001-35961\)\).](#)
- 10.14+ [Form of Restricted Share Units Agreement under the Liberty Global 2014 Nonemployee Director Incentive Plan \(incorporated by reference to Exhibit 10.4 to the Registrant's Quarterly Report on Form 10-Q filed August 5, 2014 \(File No. 001-35961\)\).](#)
- 10.15+ [Liberty Global 2023 Incentive Plan \(Amended and Restated effective November 24, 2023\) \(incorporated by reference to Exhibit 10.4 to the Registrant's Current Report on Form 8-K filed November 24, 2023 \(File No. 001-35961\)\).](#)

- 10.16+ [Form of Share Appreciation Rights Agreement under the Liberty Global 2023 Incentive Plan \(incorporated by reference to Exhibit 10.2 to the Registrant's Quarterly Report on Form 10-Q filed July 24, 2023 \(File No. 001-35961\)\).](#)
- 10.17+ [Form of Restricted Share Units Agreement \(3-year vesting\) under the Liberty Global 2023 Incentive Plan \(incorporated by reference to Exhibit 10.3 to the Registrant's Quarterly Report on Form 10-Q filed July 24, 2023 \(File No. 001-35961\)\).](#)
- 10.18+ [Form of Restricted Share Units Agreement \(4-year vesting\) under the Liberty Global 2023 Incentive Plan \(incorporated by reference to Exhibit 10.4 to the Registrant's Quarterly Report on Form 10-Q filed July 24, 2023 \(File No. 001-35961\)\).](#)
- 10.19+ [Form of Non-Qualified Share Option Agreement under the Liberty Global 2023 Incentive Plan \(incorporated by reference to Exhibit 10.5 to the Registrant's Quarterly Report on Form 10-Q filed July 24, 2023 \(File No. 001-35961\)\).](#)
- 10.20+ [Form of Non-Executive Director Restricted Share Units Agreement under the Liberty Global 2023 Incentive Plan \(incorporated by reference to Exhibit 10.6 to the Registrant's Quarterly Report on Form 10-Q filed July 24, 2023 \(File No. 001-35961\)\).](#)
- 10.21+ [Form of Performance Share Units Agreement under the Liberty Global 2023 Incentive Plan \(incorporated by reference to Exhibit 10.1 to the Registrant's Quarterly Report on Form 10-Q filed July 25, 2024 \(File No. 001-35961\)\).](#)

***Employment Agreements***

- 10.22+ [Executive Service Agreement, dated December 15, 2004, between UPC Services Limited and Charles Bracken \(incorporated by reference to Exhibit 10.36 to the Registrant's Annual Report on Form 10-K filed February 24, 2010 \(File No. 000-51360\)\).](#)
- 10.23+ [Employment Agreement, dated May 19, 2005, by and between Liberty Global Europe Limited \(f/k/a UGC Europe Services Ltd.\) and Andrea Salvato, assigned by Liberty Global Europe Limited to Liberty Global Holdings Limited \(f/k/a Liberty Global plc\) on November 1, 2013 \(incorporated by reference to Exhibit 10.3 to the Registrant's Quarterly Report on Form 10-Q filed August 3, 2020 \(File No. 001-35961\)\).](#)
- 10.24+ [Employment Agreement dated as of June 28, 2018, between Liberty Global, Inc. and Enrique Rodriguez \(incorporated by reference to Exhibit 10.1 to the Registrant's Quarterly Report on Form 10-Q filed August 8, 2018 \(File No. 001-35961\)\).](#)
- 10.25+ [Amended and Restated Employment Agreement dated as of April 30, 2019, by and among the Liberty Global Holdings Limited \(f/k/a Liberty Global plc\), Liberty Global Inc. and Michael T. Fries \(incorporated by reference to Exhibit 10.9 to the Registrant's Quarterly Report on Form 10-Q filed August 8, 2019 \(File No. 001-35961\)\).](#)
- 10.26+ [Employment Agreement, dated May 21, 2020, by and between Liberty Global, Inc. and Bryan H. Hall \(incorporated by reference to Exhibit 10.2 to the Registrant's Quarterly Report on Form 10-Q filed August 3, 2020 \(File No. 001-35961\)\).](#)

***Shareholder Agreements***

- 10.27 [Shareholders' Agreement, dated December 31, 2016, by and among, Vodafone International Holdings B.V., Vodafone Group Plc, Liberty Global Europe Holding B.V., the Registrant and Lynx Global Europe II B.V. \(incorporated by reference to Exhibit 10.2 to the Registrant's Current Report on Form 8-K filed January 6, 2017 \(File No. 001-35961\)\).](#)
- 10.28 [Shareholders Agreement, dated June 1, 2021, by and among Liberty Global Ltd. \(f/k/a Liberty Global plc\), Liberty Global Europe 2 Limited, Liberty Global Holdco Limited, Telefonica, S.A. and Telefonica O2 Holdings Limited \(incorporated by reference to Exhibit 10.1 to the Registrant's Current Report on Form 8-K filed June 4, 2021 \(File No. 001-35961\)\).](#)

***Other Agreements and Policies***

- 10.29+ [Form of Indemnification Agreement \(incorporated by reference to Exhibit 10.1 to the Registrant's Current Report on Form 8-K 12B filed November 24, 2023 \(File No. 001-35961\)\).](#)
- 10.30+ [Form of Aircraft Time Sharing Agreement \(7X\) \(incorporated by reference to Exhibit 10.29 to the Registrant's Annual Report on Form 10-K filed February 13, 2013 \(File No. 000-51360\)\).](#)
- 10.31+ [Personal Usage of Aircraft Policy, restated June 7, 2013 \(incorporated by reference to Exhibit 10.31 to the Registrant's Annual Report on Form 10-K filed February 16, 2016 \(File No. 001-35961\)\).](#)

19 -- Insider Trading Policies and Procedures:

19.1 [Insider Trading Policy\\*](#)

21 -- [List of Subsidiaries\\*](#)

23 -- Consent of Experts and Counsel:

23.1 [Consent of KPMG LLP\\*](#)

31 -- Rule 13a-14(a)/15d-14(a) Certification:

31.1 [Certification of President and Chief Executive Officer\\*](#)

31.2 [Certification of Executive Vice President and Chief Financial Officer \(Principal Financial Officer\)\\*](#)

[32 -- Section 1350 Certification \\*\\*](#)

97 -- Policy relating to recovery of erroneously awarded compensation, as required by applicable listing standards adopted pursuant to 17 CFR 240.10D-1:

97.1 [Liberty Global Ltd. Compensation Recovery Policy \(incorporated by reference to Exhibit 97.1 to the Registrant's Annual Report on Form 10-K filed February 15, 2024 \(File No. 001-35961\)\)](#).

101.SCH Inline XBRL Taxonomy Extension Schema Document\*

101.CAL Inline XBRL Taxonomy Extension Calculation Linkbase Document\*

101.DEF Inline XBRL Taxonomy Extension Definition Linkbase\*

101.LAB Inline XBRL Taxonomy Extension Label Linkbase Document\*

101.PRE Inline XBRL Taxonomy Extension Presentation Linkbase Document\*

104 Cover Page Interactive Data File (formatted as Inline XBRL and contained in Exhibit 101)\*

---

\* Filed herewith

\*\* Furnished herewith

\*\*\* Schedules and similar attachments to the agreement have been omitted pursuant to Item 601(a)(5) of Regulation S-K. The Registrant hereby undertakes to furnish supplemental copies of any of the omitted schedules and similar attachments upon request by the United States Securities and Exchange Commission

+ This document has been identified as a management contract or compensatory plan or arrangement.

**Item 16. FORM 10-K SUMMARY**

None.

## SIGNATURES

Pursuant to the requirements of Section 13 or 15(d) of the Securities Exchange Act of 1934, the Registrant has duly caused this report to be signed on its behalf by the undersigned, thereunto duly authorized.

LIBERTY GLOBAL LTD.

Dated: February 18, 2025

/s/ BRYAN H. HALL

Bryan H. Hall  
*Executive Vice President, General Counsel and Secretary*

Pursuant to the requirements of the Securities Exchange Act of 1934, this report has been signed below by the following persons on behalf of the Registrant and in the capacities and on the date indicated.

<u>Signature</u>	<u>Title</u>	<u>Date</u>
<u>/s/ JOHN C. MALONE</u> John C. Malone	Chairman of the Board	February 18, 2025
<u>/s/ MICHAEL T. FRIES</u> Michael T. Fries	President, Chief Executive Officer and Director	February 18, 2025
<u>/s/ ANDREW J. COLE</u> Andrew J. Cole	Director	February 18, 2025
<u>/s/ MIRANDA CURTIS</u> Miranda Curtis	Director	February 18, 2025
<u>/s/ MARISA D. DREW</u> Marisa D. Drew	Director	February 18, 2025
<u>/s/ PAUL A. GOULD</u> Paul A. Gould	Director	February 18, 2025
<u>/s/ RICHARD R. GREEN</u> Richard R. Green	Director	February 18, 2025
<u>/s/ LARRY ROMRELL</u> Larry Romrell	Director	February 18, 2025
<u>/s/ DANIEL E. SANCHEZ</u> Daniel E. Sanchez	Director	February 18, 2025
<u>/s/ J. DAVID WARGO</u> J. David Wargo	Director	February 18, 2025
<u>/s/ ANTHONY G. WERNER</u> Anthony G. Werner	Director	February 18, 2025
<u>/s/ CHARLES H.R. BRACKEN</u> Charles H.R. Bracken	Executive Vice President and Chief Financial Officer	February 18, 2025
<u>/s/ JASON WALDRON</u> Jason Waldron	Senior Vice President and Chief Accounting Officer	February 18, 2025

**LIBERTY GLOBAL LTD.**  
**SCHEDULE II**  
**VALUATION AND QUALIFYING ACCOUNTS**

	Allowance for doubtful accounts — Trade receivables				Balance at end of period
	Balance at beginning of period	Additions to costs and expenses	Deductions or write-offs	Foreign currency translation adjustments	
	in millions				
Year ended December 31:					
2022	\$ 17.1	8.6	(5.7)	(0.9)	\$ 19.1
2023	\$ 19.1	8.2	(6.2)	0.5	\$ 21.6
2024	\$ 21.6	6.6	(6.3)	(1.4)	\$ 20.5

	Allowance for doubtful accounts — Loans to affiliates				Balance at end of period
	Balance at beginning of period	Additions to costs and expenses	Foreign currency translation adjustments	Balance at end of period	
	in millions				
Year ended December 31:					
2022	\$ 37.2	(4.5)	(2.5)	\$ 30.2	
2023	\$ 30.2	(1.7)	1.0	\$ 29.5	
2024	\$ 29.5	(7.8)	(1.4)	\$ 20.3	

**LIBERTY GLOBAL LTD.  
INSIDER TRADING POLICY**

**PURPOSE**

The Code of Conduct of Liberty Global Ltd. (“Liberty Global” or the “Company”) requires our directors, officers and employees to comply with laws applicable to the buying and selling of securities and prohibits “insider trading” and the disclosure or “tipping” of material nonpublic information to others. To ensure compliance with these laws and provide our directors, officers and employees with meaningful guidance in order to avoid individual and/or Company liability under the securities laws and to protect Liberty Global’s business reputation, Liberty Global’s Board of Directors (the “Board”) has adopted this Insider Trading Policy (this “Policy”).

**SCOPE**

*Persons Covered.* As a director, officer or employee of Liberty Global or any direct or indirect subsidiary of Liberty Global to which Liberty Global’s Code of Conduct applies, this Policy applies to you. The same restrictions that apply to you also apply to all members of your household, all entities controlled by you or a member of your household (such as corporations, partnerships, trusts etc.) and all other persons and entities whose transactions in Company securities are directed by, or under the control or influence of, you or any member of your household (such as parents or adult children who consult with you before they trade in Company securities). You are responsible for making sure that any trading in securities covered by this Policy by any such person or entity complies with this Policy. Liberty Global may designate other persons as subject to this Policy from time to time.

*Companies Covered.* The prohibition on insider trading in this Policy is not limited to trading in securities of Liberty Global or its subsidiaries. It includes trading in the securities of other entities, such as companies in which Liberty Global has invested, customers or suppliers of the company and companies with which Liberty Global may be negotiating major transactions, such as an acquisition, investment or sale. Information that is not material to Liberty Global may nevertheless be material to one of those other entities.

*Securities Covered.* The prohibition on insider trading in this Policy includes trading in common stock, preferred stock and debt securities (debentures, bonds and notes), whether presently outstanding or issued in the future, and in derivative securities such as put and call options.

*Transactions Covered.* In addition to purchases and sales of securities, the “trading” covered by this Policy includes certain transactions under Company plans, as follows:

- *Exercises of Stock Options or Stock Appreciation Rights (SARs).*

Because of the potential reputational harm to Liberty Global, the trading restrictions of this Policy also generally apply to the exercise of a SAR, whether settled in cash or stock, and to the exercise of a stock option through any method, even though no market transaction may be involved. Only the following types of exercises (a “permitted exercise”) will not be considered “trading” for purposes of this Policy: (a) the automatic exercise of a SAR, such as on a date fixed in the grant agreement or immediately prior to early termination of the SAR; (b) the voluntary exercise of a SAR that would otherwise expire before the trading restriction was lifted; and (c) the exercise of an option that would otherwise expire before the trading restriction was lifted, provided that the exercise price is paid by the holder in cash or check or through the withholding by Liberty Global of a portion of the shares otherwise deliverable upon such exercise. A cashless exercise of an expiring option through a broker and the exercise of an expiring option through the delivery of shares of Liberty Global already owned by the holder are not permitted exercises and therefore such exercises are subject to the trading restrictions of this Policy. The trading restrictions also apply to any sale of the stock received upon a permitted exercise of an option or SAR.

The withholding by Liberty Global of a portion of the stock otherwise deliverable upon exercise of a stock option or SAR or the vesting of restricted stock in an amount sufficient to satisfy Liberty Global’s tax withholding requirements related to such exercise or vesting is also not considered “trading” for purposes of this Policy.

- *Vesting of Restricted Stock Awards and Restricted Stock Units (“RSUs”).* The automatic vesting of restricted stock or RSUs and withholding by Liberty Global of a portion of the stock otherwise deliverable upon the vesting of restricted stock or RSUs in an amount sufficient to satisfy Liberty Global’s tax withholding requirements related to

such vesting is also not considered “trading” for purposes of this Policy. The Policy does apply, however, to any market sale by you of restricted stock upon vesting to satisfy tax obligations.

- *401(k) Plan.* This Policy’s trading restrictions do not apply to purchases of Company stock in the 401(k) Plan resulting from periodic contributions of money to the Plan pursuant to payroll deduction elections. The trading restrictions do apply, however, to elections you may make under the 401(k) Plan to (a) increase or decrease the percentage of your periodic contributions that will be allocated to Liberty Global stock fund, (b) make an intra-plan transfer of all or any portion of an existing account balance into or out of Liberty Global stock fund, (c) borrow money against your 401(k) Plan account if the loan will result in a liquidation of some or all of your Company stock fund balance, and (d) prepay a Plan loan if the prepayment will result in allocation of all or any portion of the loan proceeds to Liberty Global stock fund.
- *Other Plans.* If Liberty Global were to establish an employee stock purchase plan, dividend reinvestment plan or other investment or savings plan in the future, then this Policy’s trading restrictions would apply in a manner similar to that described above for the 401(k) Plan. Planned purchases of securities through periodic payroll contributions under elections made at the time of enrollment or reinvestment of dividends pursuant to the applicable plan would not be subject to the trading restrictions, but changes in elections, voluntary additional contributions or increases in your level of participation and sales of Company stock purchased under the plan would be restricted by this Policy.

Except as otherwise provided below, acquisitions or dispositions of securities involving a bona fide gift or a transfer by will or the laws of descent or distribution are not transactions subject to the trading restrictions of this Policy. Notwithstanding the foregoing, tax-deductible charitable contributions of securities of Liberty Global or any of its subsidiaries may not be made while you are aware of material nonpublic information relating to Liberty Global or such subsidiary. Similarly, you may not gift securities of Liberty Global or any of its subsidiaries while you are aware of material nonpublic information relating to Liberty Global or such subsidiary if you have reason to believe the recipient intends to sell the securities prior to such information becoming publicly available.

## STATEMENT OF POLICY

*No Trading on Inside Information.* You may not trade in the securities of Liberty Global or any of its subsidiaries directly or through family members or other persons or entities, if you are aware of material nonpublic information relating to Liberty Global or such subsidiary. Similarly, you may not trade in the securities of any other company if you are aware of material nonpublic information about that company, which you obtained in the course of your employment with or service to Liberty Global or any of its subsidiaries. You are strongly encouraged to discuss any proposed trading in securities of Liberty Global or its subsidiaries with Liberty Global’s Legal Department or outside counsel retained by Liberty Global for such purpose (or with any available officer, manager or supervisor for referral to the Legal Department or such outside counsel).

*No Tipping.* You may not pass material nonpublic information on to others (except to another employee on a need-to-know basis) or recommend to anyone the purchase or sale of any securities when you are aware of such information. This practice, known as “tipping,” also violates the securities laws and can result in the same civil and criminal penalties that apply to insider trading, even though you did not trade and did not gain any benefit from another’s trading. (Disclosure of nonpublic information, whether or not material, may also violate confidentiality obligations to or of Liberty Global.)

*No Exceptions.* There are no exceptions to this Policy, except as specifically noted herein. Transactions that may be necessary or justifiable for independent reasons (such as the existence of a personal financial emergency) or small transactions are not excepted from this Policy. The securities laws do not recognize any mitigating circumstances, and, in any event, even the appearance of an improper transaction must be avoided to preserve Liberty Global’s reputation for adhering to the highest standards of ethical conduct.

*Trading Restriction and Pre-Clearance Procedures.* To help prevent inadvertent violations of the federal securities laws and to avoid even the appearance of trading on the basis of inside information, this Policy imposes additional restrictions and requirements on Liberty Global’s directors, executive officers subject to Section 16 of the Securities Exchange Act of 1934 (“Executive Officers”) and certain designated employees of Liberty Global and its subsidiaries as described below under “**Special Provisions Applicable to Directors and Insider Employees.**” A person whose title or position is listed on Schedule I or, as may be designated at any time or from time to time, to be included on Schedule I of this Policy is subject to these Special Provisions. This Policy refers to these designated employees together with our Executive Officers, collectively, as “Insider Employees.”

## WHAT IS MATERIAL NONPUBLIC INFORMATION?

Inside information has two important elements -- materiality and public availability.

*Material Information.* Information is material if a reasonable investor would consider it important in deciding whether to buy, hold or sell a security. Any information that could reasonably be expected to affect the price of the security is material. Materiality is based on an assessment of all of the facts and circumstances and is often evaluated by enforcement authorities with the benefit of hindsight. Although no bright-line test exists, the following is a *non-exclusive* list of the types of information that *may, depending upon all the surrounding circumstances*, be considered material:

- Projections of future financial results or other guidance that depart from market expectations based on prior disclosure.
- Financial or operational results, especially quarterly and year-end results, that depart from market expectations based on prior disclosure.
- A pending or proposed merger, acquisition, joint venture or tender offer or an acquisition or disposition of significant assets.
- A change in Liberty Global's board of directors or executive management.
- Significant events regarding Liberty Global's securities, including the declaration of a stock split, the offering of additional debt or equity securities, plans to redeem or repurchase securities or changes in dividend policies.
- Bank borrowings or other financing transactions out of the ordinary course.
- Severe financial liquidity problems.
- Actual or threatened major litigation, or the resolution of such litigation.
- Major changes in accounting policies.
- Significant related party transactions.
- Significant developments or events concerning or affecting Liberty Global's products, services or strategic plans, including regulatory developments, significant pricing changes, etc.
- A significant cybersecurity incident, such as a data breach, or any other significant disruption in Liberty Global's operations or loss, potential loss, breach or unauthorized access of its property or assets.

Disclosure, including tipping, of projections, guidance or historical results, including by confirmation of prior guidance, as well as other material nonpublic information is **prohibited** by our Disclosure Policy unless the disclosure is made by an authorized Company spokesperson and simultaneously released publicly.

Both positive and negative information can be material. Because trading that receives scrutiny will be evaluated after the fact with the benefit of hindsight, questions concerning the materiality of particular information should be resolved in favor of materiality, and trading should be avoided.

*Nonpublic Information.* Nonpublic information is information that is not generally known or available to the public. One common misconception is that material information loses its "nonpublic" status as soon as a press release is issued disclosing the information. In fact, information is considered to be available to the public only when it has been released broadly to the marketplace (such as by a press release or filing with the U.S. Securities and Exchange Commission ("SEC")) *and the investing public has had time to absorb the information fully.* **As a general rule, information is considered nonpublic until the next full trading day after the information is released.** For example, if Liberty Global announces financial results before trading begins on a Tuesday, the first time you can buy or sell Company securities is the opening of the market Wednesday (assuming you are not aware of other material nonpublic information at that time). However, if Liberty Global announces financial results after trading begins on that Tuesday, the first time you can buy or sell Company securities is the opening of the market on Thursday.

## ADDITIONAL GUIDANCE

Liberty Global considers it improper and inappropriate for those employed by or associated with Liberty Global to engage in short-term or speculative transactions in Liberty Global's securities or in other transactions in Liberty Global's securities that

may lead to inadvertent violations of the insider trading laws. Accordingly, your trading in Company securities is subject to the following additional guidance:

*Short Sales.* You may not engage in short sales of Liberty Global's securities (sales of securities that are not then owned), including writing uncovered call options.

*Publicly Traded Options.* As they present unique issues for you and Liberty Global, and, given their short term, may increase the appearance of trading based on material nonpublic information, transactions in publicly traded options to sell or buy securities (such as puts, calls etc.) on an exchange or in any other organized market should be carefully considered and not routinely done. Directors and Insider Employees must pre-clear all such transactions with the Legal Department or outside counsel.

*Standing and Limit Orders.* Standing and limit orders should be used only for a very brief period of time. A standing or limit order placed with a broker to sell or purchase stock at a specified price leaves you with no control over the timing of the transaction. A standing or limit order transaction executed by the broker when you are aware of material nonpublic information may result in unlawful insider trading. Directors and Insider Employees may not place standing or limit orders with brokers unless the orders meet the requirements of SEC Rule 10b5-1 as described under "**Special Provisions Applicable to Directors and Insider Employees.**"

*Margin Accounts and Pledges.* Securities held in a margin account or pledged as collateral for a loan may be sold without your consent by the broker if you fail to meet a margin call or by the lender in foreclosure if you default on the loan. A margin or foreclosure sale that occurs when you are aware of material nonpublic information may, under some circumstances, result in unlawful insider trading. Because of this danger, you should exercise caution in holding Company securities in a margin account or pledging Company securities as collateral for a loan. Directors and Insider Employees must pre-clear all such transactions with the Legal Department.

## **POST-TERMINATION TRANSACTIONS**

This Policy continues to apply to your transactions in Company securities even after you have terminated employment or other services to Liberty Global or a subsidiary as follows: if you are aware of material nonpublic information when your employment or service relationship terminates, you may not trade Company securities until that information has become public or is no longer material.

## **UNAUTHORIZED DISCLOSURE**

Maintaining the confidentiality of Company information is essential for competitive, security and other business reasons, as well as to comply with securities laws. You should treat all information you learn about Liberty Global, its business plans, financial results and projections as to future financial results in connection with your employment or service as confidential and proprietary to Liberty Global, whether it is "material" or not.

In addition, the timing and nature of Liberty Global's disclosure of material information to outsiders is subject to legal rules, the breach of which could result in substantial liability to you, Liberty Global and its management. Accordingly, it is important that responses to inquiries about Liberty Global by the press, investment analysts or others in the financial community be made on Liberty Global's behalf only through authorized individuals.

Please consult Liberty Global's Disclosure Policy for more details regarding Liberty Global's policy on speaking to the media, financial analysts and investors.

## **CONSEQUENCES**

Trading on material, nonpublic information is a crime subject to significant fines and jail terms for individuals. In addition, the SEC may seek civil penalties, and violators must disgorge any profits made and may be subject to civil liability to private plaintiffs.

Employers and other controlling persons are also at risk under federal law and may be fined if they fail to take reasonable steps to prevent insider trading.

Any sanctions imposed upon a Board member or employee for violation of insider trading laws will be the sole responsibility of the individual. Liberty Global will not cover or indemnify the individual for these costs.

## **PERSONAL RESPONSIBILITY**

You should remember that the ultimate responsibility for adhering to this Policy and avoiding improper trading rests with you, and that you are responsible for making sure that all members of your household and all entities controlled by you or a member of your household adhere to this Policy. In all cases, the responsibility for determining whether you are in possession of material nonpublic information rests with you, and any action on the part of Liberty Global, Liberty Global's Legal Department, or any director, officer, or employee pursuant to this Policy does not in any way constitute legal advice or insulate you from liability under the applicable securities laws. If you violate this Policy, Liberty Global may take disciplinary action, including dismissal for cause, and you may be subject to other actions described above in more detail under "**Consequences.**"

## **CAUTIONARY STATEMENT**

All personnel must recognize that trading in Company securities may be prohibited at a particular time because of the existence of material nonpublic information. Any director, officer or employee purchasing Liberty Global's securities must consider the inherent risk that a sale of the securities could be prohibited at a time he or she might desire to sell them. The next opportunity to sell might not occur until after an extended period, during which the market price of the securities might decline.

## **COMPANY ASSISTANCE**

Your compliance with this Policy is of the utmost importance both for you and for Liberty Global. If you have any questions about this Policy or its application to any proposed transaction, you may obtain additional guidance from Liberty Global's Legal Department. Do not try to resolve uncertainties on your own, as the rules relating to insider trading are often complex, not always intuitive and carry severe consequences.

## **SPECIAL PROVISIONS APPLICABLE TO DIRECTORS AND INSIDER EMPLOYEES**

These Special Provisions apply to all directors and Insider Employees. The titles or positions of the persons covered by these Special Provisions are listed on Schedule I. Liberty Global may from time-to-time designate other positions that are subject to these Special Provisions or remove certain positions and will amend Schedule I from time to time to reflect these changes. Liberty Global will notify you if you become subject to these Special Provisions.

Directors, Executive Officers and certain large shareholders of Liberty Global are subject to obligations to file ownership reports with the SEC pursuant to Section 16 of the Securities Exchange Act of 1934 and to the SEC's short-swing profit rules, and the directors, the chief executive officer and certain large shareholders of Liberty Global are subject to SEC Rule 144's restrictions on affiliate sales of Liberty Global securities, in addition to the requirements of this Policy. These rules and the procedures designed to address them have previously been covered in a separate memorandum. Questions should be addressed to the Legal Department.

### *Trading Restriction Procedures.*

- *Quarterly Trading Restriction Periods.* Liberty Global's announcement of its quarterly and annual financial results has the potential to have a material effect on the market for Liberty Global's securities. Therefore, to avoid even the appearance of trading on the basis of material nonpublic information, you may not trade in Company securities from the period beginning at the close of regular trading on U.S. securities markets on the 21st day of the last month of each fiscal quarter (or the most recent trading day preceding the 21st day of such month if the 21st day is a weekend or public holiday) and ending on the later of (a) one full business day following the filing with the SEC of Liberty Global's Quarterly Report on Form 10-Q or Annual Report on Form 10-K, as applicable, and (b) 24 hours after Liberty Global's related earnings call.

Currently, Liberty Global's Quarterly Reports are required to be filed within 40 days after the end of each fiscal quarter of Liberty Global and Liberty Global's Annual Report is required to be filed within 60 days after the end of each fiscal year of Liberty Global. Liberty Global's fiscal year is currently the same as a calendar year.

- *Event-Specific Trading Restrictions.* From time to time, an event may occur that is material to Liberty Global and is known by only a few directors or executives. So long as the event remains material and nonpublic, the persons who are aware of the event, as well as other persons covered by the quarterly earnings trading restriction procedures, may not trade in Liberty Global's securities, as follows. The existence of an event-specific trading restriction will not be announced, other than to those who are aware of the event giving rise to the trading restriction. If, however, a person whose trades are subject to the advance discussion or pre-clearance procedures of these Special Provisions requests permission to trade in Liberty Global's securities during an event-specific trading restriction, the Legal Department will inform the requesting person of the existence of a trading restriction period, without disclosing the reason for the trading restriction. Any person made aware of the existence of an event-specific trading restriction should not disclose the existence of the trading restriction to any other person. The failure of the Legal Department to designate a person as being subject to an event-specific trading restriction will not relieve that person of the obligation not to trade while aware of material nonpublic information.

Directors and Executive Officers may also be subject to event-specific trading restrictions pursuant to the SEC's Regulation Blackout Trading Restriction, which prohibits certain sales and other transfers by insiders during certain pension plan trading restriction periods.

Even if a trading restriction period is not in effect, at no time may you trade in Company securities if you are aware of material nonpublic information about Liberty Global.

- *Hardship Exceptions.* A person who is subject to a quarterly earnings trading restriction period and who has an unexpected and urgent need to sell Company stock in order to generate cash may, in appropriate circumstances, be permitted to sell Company stock even during the quarterly trading restriction period. Hardship exceptions may be granted only by Liberty Global's General Counsel and must be requested at least two business days in advance of the proposed trade. A hardship exception may be granted only if the requesting person is not in possession of material nonpublic information. Under no circumstance will a hardship exception be granted during an event-specific trading restriction period.

*Pre-Clearance Procedures.* Directors and Insider Employees must pre-clear all proposed transactions in Liberty Global securities with the Legal Department or outside counsel retained by Liberty Global for such purpose. A request for pre-clearance should be submitted at least two business days in advance of the proposed transaction. Certain forms of hedging or monetization transactions involve more complex legal issues and should be submitted for pre-clearance at least two weeks prior to the proposed execution of documents evidencing the transaction. All transactions in Company securities, including transactions that are not subject to the trading restrictions of this Policy (such as gifts), must be reported immediately to the Legal Department.

As described under "**Additional Guidance**" above, short sales of Company securities are prohibited, and you may not place standing or limit orders with brokers for automatic execution of transactions other than pursuant to a Rule 10b5-1 Plan pre-cleared with the Legal Department as described below.

Under no circumstance may a person effect a transaction in Company securities while in possession of material nonpublic information, even if the transaction has been pre-cleared by the Legal Department or outside counsel. Approval of any particular transaction under these procedures does not necessarily insulate the director or Insider Employee from liability under the securities laws.

*Exception for 10b5-1 Plans.* Trades by directors and Insider Employees in Liberty Global's securities that are executed pursuant to a plan that meets the requirements of Rule 10b5-1 under the Securities Exchange Act of 1934 (a "10b5-1 Plan") are not subject to the prohibition on trading on the basis of material nonpublic information contained in this Policy or to the restrictions set forth above relating to pre-clearance procedures and trading restriction periods.

Rule 10b5-1 provides an affirmative defense from insider trading liability under the federal securities laws for trading plans that meet certain requirements. In general, a 10b5-1 Plan must be entered into before you are aware of material nonpublic information and may not be changed by you while you are aware of material nonpublic information. Once the plan is adopted, you must not exercise any influence over the amount of securities to be traded, the price at which they are to be traded or the date of the trade. The plan must either specify (including by formula) the amount, pricing and timing of transactions in advance or delegate discretion on those matters to an independent third party.

You may complete a trade pursuant to a Rule 10b5-1 Plan if you submitted the plan to the Legal Department for review at the time you established the plan and the Legal Department has not advised you that the plan is defective. Although you are required to submit your plan to the Legal Department and the Legal Department may review the plan, it is your responsibility to ensure that the plan meets the requirements of Rule 10b5-1. You should consult with your own counsel in setting up the plan to make sure that it complies with the requirements of Rule 10b5-1. Rule 10b5-1 Plans generally may not be adopted during a trading restriction period.

## SCHEDULE I

### Insider Employees

All Executive Officers of Liberty Global Ltd.

All Senior Vice Presidents of Liberty Global Ltd.

All Officers (VP and above) of Liberty Global Ltd., Liberty Global Holdings Limited or Liberty Global Inc. in the below-referenced departments and such other members of the below-referenced departments as may be designated from time to time because they work with or otherwise have access to non-public financial information:

- Legal Accounting
- Finance/Treasury
- Financial Reporting
- Internal Audit/Controls Compliance
- Investor Relations
- Corporate Communications
- Tax
- Strategy/Corporate Development

Liberty Global Europe Ltd.:

Corporate Level:

- Managing Director, Commercial Counsel
- Vice President, Audit, Risk & Compliance
- Vice President, Investor Relations
- Managing Director, Strategy
- Managing Director, Compensation & Benefits
- Managing Director, Global Head of Tax
- Managing Director, Corporate Development
- Vice President, M&A and Corporate Development

All such other persons as may be designated from time to time because they work with or otherwise have access to non- public financial information

Liberty Global Corporate BV:

Corporate Level:

- Chief Corporate Affairs Officer

All PAs who are copied on any non-public material financial information of Liberty Global Ltd.

Country Level:

Managing Director/CEO and CFO of each country reported by Liberty Global as a separate operating segment, plus such other persons as may be designated from time to time because they work with or otherwise have access to non-public financial information.

**Liberty Global Ltd. Subsidiaries**  
**December 31, 2024**

Name	Country
Blossom Energy BV	Belgium
Caviar Antwerp BV	Belgium
Caviar Film Financing BV	Belgium
Caviar Group NV	Belgium
Connectify NV	Belgium
Décor Oyenbrug BV	Belgium
Doccle BV	Belgium
Doccle.Up NV	Belgium
Fabiola Group BV	Belgium
Het Moederschip BV	Belgium
ILA Studio BV	Belgium
Loom BV	Belgium
Loom Flanders BV	Belgium
MaRo NV	Belgium
Native Nation BV	Belgium
Play Media NV	Belgium
Primitives NV	Belgium
Roger NV	Belgium
Roses Are Blue BV	Belgium
Telenet BV	Belgium
Telenet Group Holding NV	Belgium
Telenet Group NV/SA	Belgium
Telenet Retail BV	Belgium
Telenet Vlaanderen NV	Belgium
The Park Entertainment NV	Belgium
Ucast BV	Belgium
Woestijnvis NV	Belgium
Wyre BV	Belgium
Wyre Holding BV	Belgium
Formula E Brazil Ltda	Brazil
Formula E Operations Chile SpA	Chile
Caviar Paris SAS	France
Formula E Holdings Limited	Hong Kong
Channel 6 Broadcasting Limited	Ireland
Cullen Broadcasting Limited	Ireland
Tullamore Beta Limited	Ireland
Virgin Media Ireland Limited	Ireland

Name	Country
Virgin Media Television Limited	Ireland
VMIE Group Holdings Limited	Ireland
6320 Canal SA	Luxembourg
Eltrona Interdiffusion S.A.	Luxembourg
Liberty Global Luxembourg Sàrl	Luxembourg
Liberty Property Holdco I Sàrl	Luxembourg
Telenet Finance Luxembourg Notes Sàrl	Luxembourg
Telenet International Finance Sàrl	Luxembourg
Telenet Solutions Luxembourg NV	Luxembourg
Liberty Global Holding Company Limited	Malta
Liberty Global Insurance Company Limited	Malta
Formula E Mexico Race Operations S de R.L. de C.V.	Mexico
Fabiola BV	Netherlands
Labesa Holding BV	Netherlands
LGCI Holdco I BV	Netherlands
LGI Ventures BV	Netherlands
Liberty Global Belgium Holding BV	Netherlands
Liberty Global Benelux BV	Netherlands
Liberty Global Benelux Property Holding BV	Netherlands
Liberty Global BV	Netherlands
Liberty Global Communication Services BV	Netherlands
Liberty Global Content Investments BV	Netherlands
Liberty Global Corporate BV	Netherlands
Liberty Global Europe Holding BV	Netherlands
Liberty Global Europe Management BV	Netherlands
Liberty Global Holding BV	Netherlands
Liberty Global Technology Services BV	Netherlands
Liberty Global Ventures Group Holding BV	Netherlands
Liberty Global Ventures Holding BV	Netherlands
Liberty Global Ventures Holding II BV	Netherlands
Liberty Global Ventures Holding III BV	Netherlands
Liberty Networks Europe Holding BV	Netherlands
The Park Entertainment BV	Netherlands
UPC Poland Holding BV	Netherlands
UPC Slovakia Holding I BV	Netherlands
UPC Slovakia Holding II BV	Netherlands
UPC Broadband Slovakia sro	Slovak Republic
UPC Management Services sro	Slovak Republic
Formula E Spain Operations S.L.	Spain
Catalyst NewCo 1 Limited	UK-England & Wales
Caviar London Limited	UK-England & Wales

Name	Country
EGG Power Holdings Limited	UK-England & Wales
Formula E Operations Limited	UK-England & Wales
Formula E Publishing Limited	UK-England & Wales
Formula E Race Operations Limited	UK-England & Wales
LGCI Holdings Limited	UK-England & Wales
Liberty Blume Limited	UK-England & Wales
Liberty Blume Business Solutions Limited	UK-England & Wales
Liberty Blume Procurement Services Limited	UK-England & Wales
Liberty Blume Specialty Finance Limited	UK-England & Wales
Liberty Global Broadband Germany Holding II Limited	UK-England & Wales
Liberty Global Broadband Germany Holding Limited	UK-England & Wales
Liberty Global Broadband Holding Limited	UK-England & Wales
Liberty Global Broadband I Limited	UK-England & Wales
Liberty Global Broadband II Limited	UK-England & Wales
Liberty Global Capital Limited	UK-England & Wales
Liberty Global Development Limited	UK-England & Wales
Liberty Global Digital Infrastructure Limited	UK-England & Wales
Liberty Global Europe 2 Limited	UK-England & Wales
Liberty Global Europe Limited	UK-England & Wales
Liberty Global Finance I (UK) Limited	UK-England & Wales
Liberty Global Finance II (UK) Limited	UK-England & Wales
Liberty Global Financial Solutions Limited	UK-England & Wales
Liberty Global Holdings Limited	UK-England & Wales
Liberty Global Management Services 2 Limited	UK-England & Wales
Liberty Global Management Services 1 Limited	UK-England & Wales
Liberty Global Management Services Limited	UK-England & Wales
Liberty Global Management Services Operations Limited	UK-England & Wales
Liberty Global Technology Limited	UK-England & Wales
Liberty Global Ventures Group Limited	UK-England & Wales
Liberty Global Ventures Holding Limited	UK-England & Wales
Liberty Global Ventures Limited	UK-England & Wales
Newco Holdco 6 Limited	UK-England & Wales
Phoenix Renewables Ltd	UK-England & Wales
The Park Playground UK Limited	UK-England & Wales
75S Film Development LLC	USA-California
Accompanist Film LLC	USA-California
Caviar LA, LLC	USA-California
Famous Films Production LLC	USA-California
Gifted Youth, LLC	USA-California
Imposter Inc.	USA-California
Learning Depot, LLC	USA-California

Name	Country
Loom, LLC	USA-California
Squirrel Rork Industries, LLC	USA-California
Stay Busy, LLC	USA-California
Vampire Productions, Inc.	USA-California
LGI Technology Holdings Inc.	USA-Colorado
Liberty Global Management, LLC	USA-Colorado
Liberty Global Services, LLC	USA-Colorado
UIM Aircraft, LLC	USA-Colorado
75 Sunset Films, LLC	USA-Delaware
Associated SMR, Inc.	USA-Delaware
Formula E Enterprise, Inc	USA-Delaware
LGCI HoldCo LP	USA-Delaware
LGI International LLC	USA-Delaware
LGI Ventures Management, Inc.	USA-Delaware
Liberty Global Holdings Inc.	USA-Delaware
Liberty Global, Inc.	USA-Delaware
Liberty Programming Japan, LLC	USA-Delaware
Roses Are Blue, Inc	USA-Delaware
Telenet Financing USD LLC	USA-Delaware
VMIE Financing LLC	USA-Delaware
Love Language Films LLC	USA-Illinois

**Consent of Independent Registered Public Accounting Firm**

We consent to the incorporation by reference in the registration statements (No. 333-194578, 333-194581, 333-254168, 333-273218 and 333-275737) on Form S-8 of our reports dated February 18, 2025, with respect to the consolidated financial statements of Liberty Global Ltd. and the effectiveness of internal control over financial reporting.

/s/ KPMG LLP

Denver, Colorado  
February 18, 2025

## CERTIFICATION

I, Michael T. Fries, certify that:

1. I have reviewed this annual report on Form 10-K of Liberty Global Ltd.;
2. Based on my knowledge, this annual report does not contain any untrue statement of a material fact or omit to state a material fact necessary to make the statements made, in light of the circumstances under which such statements were made, not misleading with respect to the period covered by this annual report;
3. Based on my knowledge, the financial statements, and other financial information included in this annual report, fairly present in all material respects the financial condition, results of operations and cash flows of the registrant as of, and for, the periods presented in this annual report; The registrant's other certifying officer and I are responsible for establishing and maintaining disclosure controls and procedures (as defined in Exchange Act Rules 13a-15(e) and 15d-15(e)) and internal control over financial reporting (as defined in Exchange Act Rules 13a-15(f) and 15d-15(f)) for the registrant and we have:
  - a) Designed such disclosure controls and procedures, or caused such disclosure controls and procedures to be designed under our supervision, to ensure that material information relating to the registrant, including its consolidated subsidiaries, is made known to us by others within those entities, particularly during the period in which this annual report is being prepared;
  - b) Designed such internal control over financial reporting, or caused such internal control over financial reporting to be designed under our supervision, to provide reasonable assurance regarding the reliability of financial reporting and the preparation of financial statements for external purposes in accordance with generally accepted accounting principles;
  - c) Evaluated the effectiveness of the registrant's disclosure controls and procedures and presented in this annual report our conclusions about the effectiveness of the disclosure controls and procedures as of the end of the period covered by this annual report based on such evaluation; and
  - d) Disclosed in this annual report any change in the registrant's internal control over financial reporting that occurred during the registrant's most recent fiscal quarter (the registrant's fourth fiscal quarter in the case of an annual report) that has materially affected, or is reasonably likely to materially affect, the registrant's internal control over financial reporting; and
4. The registrant's other certifying officer and I have disclosed, based on our most recent evaluation of internal control over financial reporting, to the registrant's auditors and the audit committee of the registrant's board of directors (or persons performing the equivalent function):
  - a) All significant deficiencies and material weaknesses in the design or operation of internal control over financial reporting which are reasonably likely to adversely affect the registrant's ability to record, process, summarize and report financial information; and
  - b) Any fraud, whether or not material, that involves management or other employees who have a significant role in the registrant's internal control over financial reporting.

Date: February 18, 2025

/s/ Michael T. Fries

---

Michael T. Fries

President and Chief Executive Officer

## CERTIFICATION

I, Charles H.R. Bracken, certify that:

1. I have reviewed this annual report on Form 10-K of Liberty Global Ltd.;
2. Based on my knowledge, this annual report does not contain any untrue statement of a material fact or omit to state a material fact necessary to make the statements made, in light of the circumstances under which such statements were made, not misleading with respect to the period covered by this annual report;
3. Based on my knowledge, the financial statements, and other financial information included in this annual report, fairly present in all material respects the financial condition, results of operations and cash flows of the registrant as of, and for, the periods presented in this annual report; The registrant's other certifying officer and I are responsible for establishing and maintaining disclosure controls and procedures (as defined in Exchange Act Rules 13a-15(e) and 15d-15(e)) and internal control over financial reporting (as defined in Exchange Act Rules 13a-15(f) and 15d-15(f)) for the registrant and we have:
  - a) Designed such disclosure controls and procedures, or caused such disclosure controls and procedures to be designed under our supervision, to ensure that material information relating to the registrant, including its consolidated subsidiaries, is made known to us by others within those entities, particularly during the period in which this annual report is being prepared;
  - b) Designed such internal control over financial reporting, or caused such internal control over financial reporting to be designed under our supervision, to provide reasonable assurance regarding the reliability of financial reporting and the preparation of financial statements for external purposes in accordance with generally accepted accounting principles;
  - c) Evaluated the effectiveness of the registrant's disclosure controls and procedures and presented in this annual report our conclusions about the effectiveness of the disclosure controls and procedures as of the end of the period covered by this annual report based on such evaluation; and
  - d) Disclosed in this annual report any change in the registrant's internal control over financial reporting that occurred during the registrant's most recent fiscal quarter (the registrant's fourth fiscal quarter in the case of an annual report) that has materially affected, or is reasonably likely to materially affect, the registrant's internal control over financial reporting; and
4. The registrant's other certifying officer and I have disclosed, based on our most recent evaluation of internal control over financial reporting, to the registrant's auditors and the audit committee of the registrant's board of directors (or persons performing the equivalent function):
  - a) All significant deficiencies and material weaknesses in the design or operation of internal control over financial reporting which are reasonably likely to adversely affect the registrant's ability to record, process, summarize and report financial information; and
  - b) Any fraud, whether or not material, that involves management or other employees who have a significant role in the registrant's internal control over financial reporting.

Date: February 18, 2025

/s/ Charles H.R. Bracken

---

Charles H.R. Bracken

Executive Vice President and Chief Financial Officer

**Certification**  
**Pursuant to Section 906 of the Sarbanes-Oxley Act of 2002**  
**(Subsections (a) and (b) of Section 1350, Chapter 63 of Title 18, United States Code)**

Pursuant to section 906 of the Sarbanes-Oxley Act of 2002 (subsections (a) and (b) of section 1350, chapter 63 of title 18, United States Code), each of the undersigned officers of Liberty Global Ltd. (the "Company"), does hereby certify, to such officer's knowledge, that:

The Annual Report on Form 10-K for the year ended December 31, 2024 (the "Form 10-K") of the Company fully complies with the requirements of section 13(a) or 15(d) of the Securities Exchange Act of 1934 and information contained in the Form 10-K fairly presents, in all material respects, the financial condition and results of operations of the Company as of December 31, 2024 and December 31, 2023, and for the years ended December 31, 2024, 2023 and 2022.

Dated: February 18, 2025 /s/ Michael T. Fries  
\_\_\_\_\_  
Michael T. Fries  
President and Chief Executive Officer

Dated: February 18, 2025 /s/ Charles H.R. Bracken  
\_\_\_\_\_  
Charles H.R. Bracken  
Executive Vice President and Chief Financial Officer

The foregoing certification is being furnished solely pursuant to section 906 of the Sarbanes-Oxley Act of 2002 (subsections (a) and (b) of section 1350, chapter 63 of title 18, United States Code) and is not being filed as part of the Form 10-K or as a separate disclosure document.